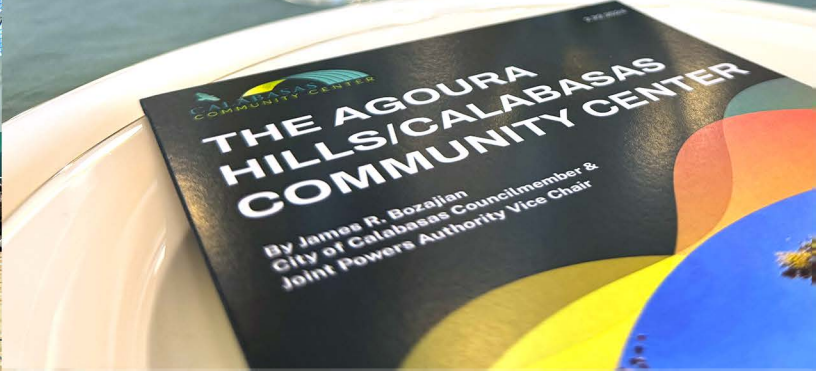


# FISCAL YEAR 2024 - 2025 ANNUAL BUDGET

CITY OF CALABASAS, CALIFORNIA  
FINAL - JUNE 2024





# Table of Contents

Budget in Brief . . . . .	2
Budget Summary By Fund. . . . .	6
General Fund Revenue. . . . .	10
<u>Detailed Budget</u>	
City Council . . . . .	14
Boards & Commissions . . . . .	16
City Attorney . . . . .	19
City Clerk . . . . .	21
Administrative Services . . . . .	23
Non-Departmental . . . . .	25
Personnel Services . . . . .	28
Civic Center O&M . . . . .	30
City Manager . . . . .	32
Finance . . . . .	34
Communications . . . . .	36
L.A. County Sheriff’s Department . . . . .	43
L.A. County Fire District . . . . .	45
Public Safety & Emergency Preparedness . . . . .	47
L.A. County Animal Services . . . . .	49
Public Works . . . . .	51
Community Development . . . . .	67
Community Services . . . . .	76
LMD 22 – AD Valorem . . . . .	103
LLAD 22 – HOA . . . . .	107
LLAD 24 . . . . .	114
LLAD 27 . . . . .	120
Library . . . . .	123
LLAD 32 . . . . .	128
Tennis and Swim Center . . . . .	148
Calabasas Community Center . . . . .	152
<u>Capital Improvement Projects</u>	
Capital Improvement Project Summary . . . . .	168
Communications Projects . . . . .	171
Community Development Projects. . . . .	174
Community Services Projects . . . . .	179
Engineering & Public Works Projects . . . . .	198
Finance Project . . . . .	211
Library Projects . . . . .	212
<u>Appendix</u>	
Fund Descriptions . . . . .	216
Department Listing . . . . .	221
Full-Time Employee Allocation Costs by Fund . . . . .	223



# Budget in Brief


## Fiscal Year 2024/2025

### BUDGET SYNOPSIS

The budget for Fiscal Year 2024/25 includes reopening of Calabasas Community Center. As proposed, the General Fund is balanced with revenues of \$28.7 million and expenses of \$28.6 million; thereby leaving a projected small surplus of approximate \$98,000.

### BUDGET REVENUES & EXPENDITURES

The FY 2024-25 proposed budget city-wide shows revenues of \$80.0 million with expenses of \$86.5 million. This results in a deficit of \$6.5 million. This decrease in fund balance is due to the proposed capital infrastructure investment for next year. This is using money received in prior fiscal years from the American Rescue Plan Act (ARPA), Gas Tax and RMRA funds for street improvements and the Woolsey Fire settlement funds for capital projects as outlined in the five-year CIP. Money will also be received in the future due to grant reimbursables and Measure R & M funds, Prop 1 funds for transportation and street projects. In the case of capital investments at the Tennis & Swim Center, future fee increases will be used.



**Calabasas  
Community Center  
Reopening  
Winter 2024**





## INVESTMENT IN CAPITAL PROJECTS

The City is investing \$22.7 million in Capital Improvement projects. These projects relate to the improvement of Calabasas Road and Mulholland Highway, Tennis & Swim Center, and various streets and parks. The City Council annually approves a five-year Capital plan and the projects roll forward each year as we progress in the five-year plan.

This \$22.7 million capital investment is comprised into three categories. The first category is “Cash on hand” of \$6.8 million (General Fund, ARPA, Gas Tax, Road Maintenance & Rehabilitation Account (RMRA) and Deferred Maintenance Funds, AB 939). “Future reimbursement” of \$12.8 million (Measure R, Measure M, Grants Funds). “Future fees” increases of \$3.1 million for the Tennis & Swim Center. The City is using ARPA and Grant funds in the amount of \$5.3 million. If the City did not invest in capital next year then the deficit over \$1 million would be a positive surplus of \$16.2 million (difference between \$22.7 million capital projects and \$6.5 million deficit).

## Capital Improvement Projects

### MAJOR PROJECTS FUNDING SOURCES

#### Cash on Hand

- ◆ American Rescue Plan Act (ARPA)
- ◆ Deferred Maintenance
- ◆ Gas Tax
- ◆ General Fund

#### Future Reimbursement

- ◆ Grants
- ◆ Measure M Local
- ◆ Measure M Traffic
- ◆ Measure R Local
- ◆ Park & Recreation Improvement Fund

#### Future Fees

- ◆ Tennis & Swim Center

### MAJOR PROJECTS BY DEPARTMENT

#### Public Works

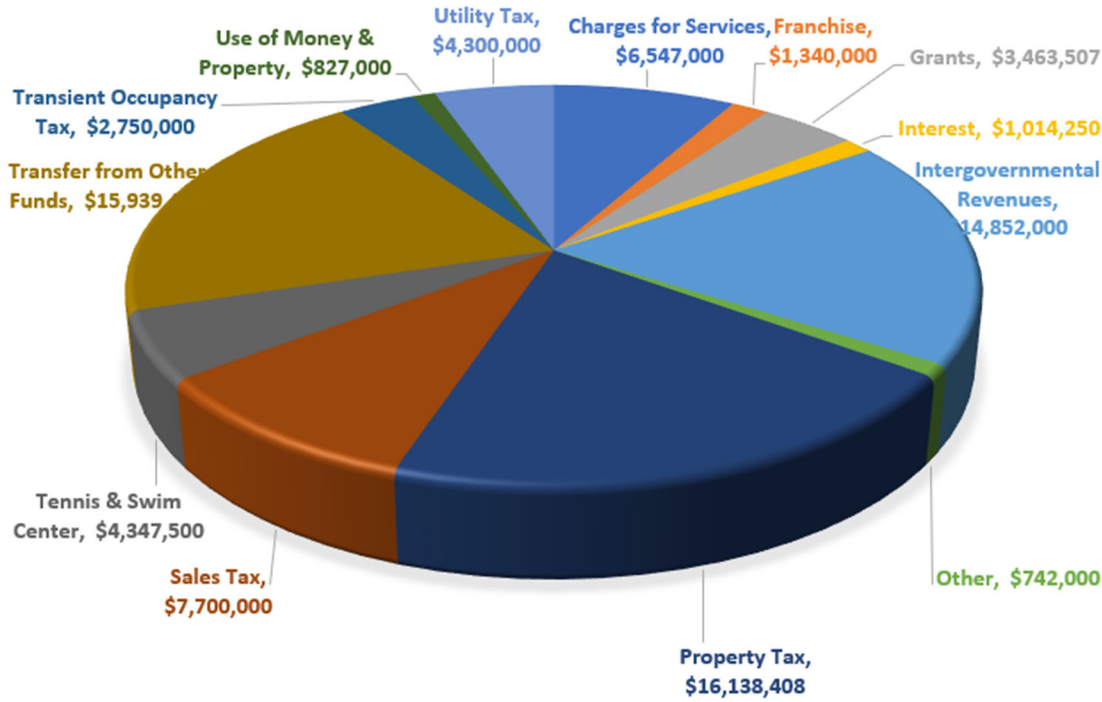
- ◇ Mulholland Highway Improvement
- ◇ State “Green” Street Project
- ◇ Calabasas Road Improvement
- ◇ Las Virgenes Greek Restoration

#### Community Services

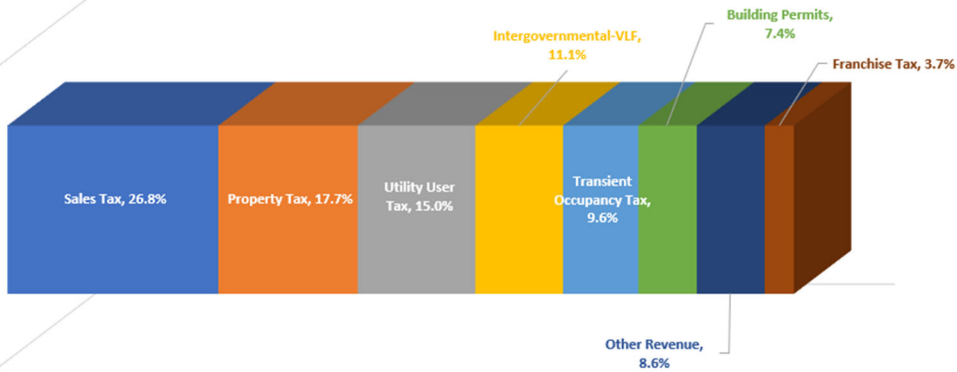
- ◇ Calabasas Community Center Updates
- ◇ Calabasas Tennis & Swim Center Roof Repair
- ◇ Wild Walnut Park
- ◇ Playground Updates & Replacements

# Revenues

## TOTAL REVENUES—\$79,961,121



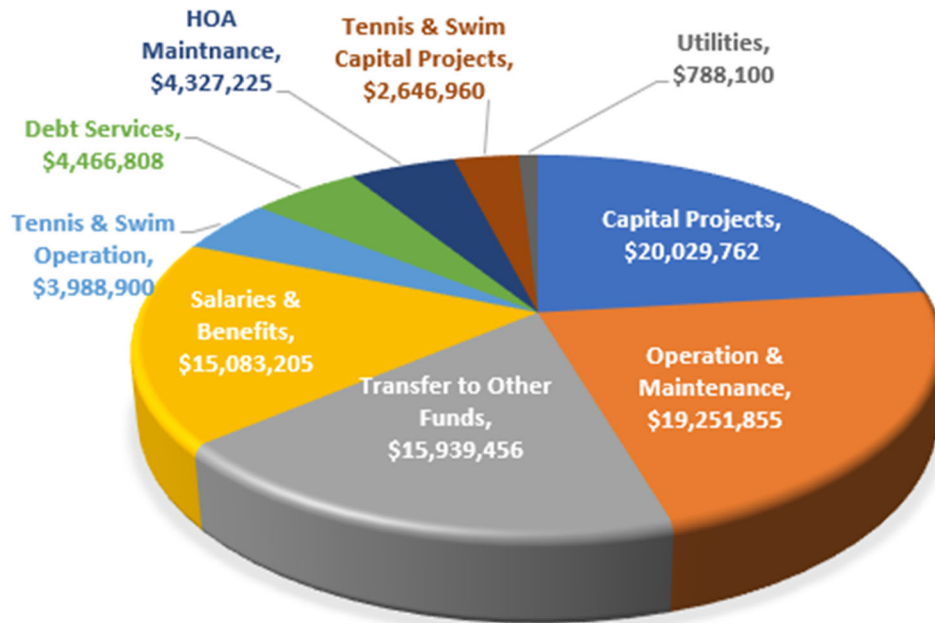
## GENERAL FUND REVENUE—\$28,711,000



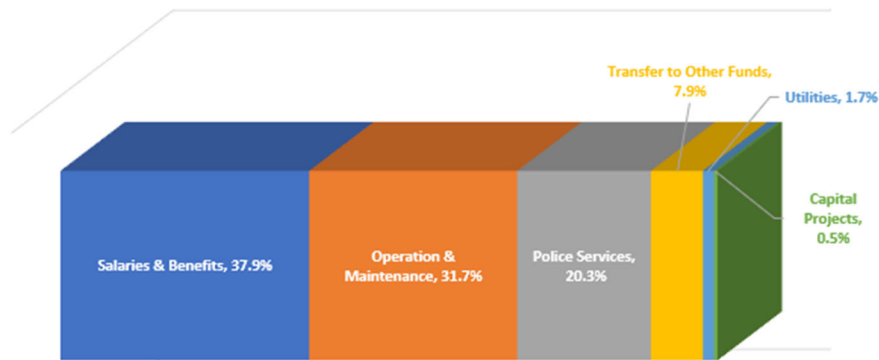
General Fund	FY 24/25 Revenue	Percent
Sales Tax	\$ 7,700,000	26.8%
Property Tax	\$ 5,085,000	17.7%
Utility User Tax	\$ 4,300,000	15.0%
Intergovernmental-VLF	\$ 3,200,000	11.1%
Transient Occupancy Tax	\$ 2,750,000	9.6%
Building Permits	\$ 2,130,000	7.4%
Other Revenue	\$ 2,481,000	8.6%
Franchise Tax	\$ 1,065,000	3.7%
<b>Total</b>	<b>\$ 28,711,000</b>	<b>100%</b>

# Expenditures

## TOTAL EXPENDITURES—\$86,522,271



## GENERAL FUND EXPENDITURES—\$28,613,155



General Fund	Amount
Salaries & Benefits	\$ 10,833,183
Operation & Maintenance	\$ 9,062,133
Police Services	\$ 5,820,000
Transfer to Other Funds	\$ 2,262,279
Utilities	\$ 487,250
Capital Projects	\$ 148,310
<b>Total</b>	<b>\$ 28,613,155</b>

# Fiscal Year 2024/25



CITY *of* CALABASAS

---

## Budget Summary by Fund



**CITY OF CALABASAS  
BUDGET SUMMARY BY FUND  
Fiscal Years 2024/25 and 2025/26**

May 2024  
version

FUND	DESCRIPTION	Estimated Beginning Fund Balance 7/1/2024	Proposed Activity FY 2024/25 - Request				97,845	Proposed Activity FY 2025/26 - Request				359,874
			REVENUES	EXPENSES	INTERFUND TRANSFERS		Fund Balance 6/30/2025	REVENUES	EXPENSES	INTERFUND TRANSFERS		Fund Balance 6/30/2026
					IN	OUT				IN	OUT	
<b>GENERAL FUND</b>												
10	GENERAL FUND	16,008,332	28,711,000	26,350,876	0	2,262,279	16,106,177	30,434,947	27,812,794	0	2,262,279	16,466,052
<b>SPECIAL REVENUE FUNDS</b>												
11	RECOVERABLE PROJECTS	0	700,000	700,000	0	0	0	728,000	728,000	0	0	0
12	SOUTH COAST AIR QLTY MGMT DIST	134,303	35,000	69,157	0	0	100,146	36,400	0	0	0	136,546
13	PARK & RECREATION IMPROVEMENT	(146,020)	187,000	406,060	0	0	(365,080)	194,480	0	0	0	(170,600)
14	AB 939	1,971,143	310,000	178,019	0	0	2,103,124	322,400	185,139	0	0	2,240,385
15	GAS TAX	1,325,967	650,000	45,308	0	660,000	1,270,659	676,000	47,121	0	660,000	1,239,538
16	TRAFFIC MITIGATION FEES	1,696,128	30,000	0	0	0	1,726,128	31,200	0	0	0	1,757,328
18	AFFORDABLE HOUSING	1,724,588	32,000	0	0	0	1,756,588	32,000	0	0	0	1,788,588
19	LAS VIRGENES/LOST HILLS B & T	1,868,905	0	0	0	0	1,868,905	0	0	0	0	1,868,905
20	PROP A	1,416,245	672,000	74,420	0	387,200	1,626,625	698,880	77,397	0	387,200	1,860,907
21	LMD 22 - AD VALORUM	5,742,387	2,582,000	1,794,509	0	0	6,529,878	2,685,280	1,788,589	0	0	7,426,569
22	LLAD 22 - HOA	656,712	3,415,000	3,814,362	0	0	257,350	3,551,600	3,902,976	0	0	(94,026)
24	LLAD 24	(151,476)	231,000	224,205	0	0	(144,680)	240,240	228,543	0	0	(132,983)
25	PROP C	978,737	552,000	68,013	0	309,300	1,153,424	574,080	70,734	0	309,300	1,347,470
26	TDA-TRANSP DEVELOP ACT	(24,934)	0	0	0	0	(24,934)	0	0	0	0	(24,934)
27	LLAD 27	386,419	405,000	290,695	0	0	500,724	421,200	294,322	0	0	627,602
28	LIBRARY	3,127,082	2,558,000	1,854,136	3,000	776,000	3,057,946	2,660,320	1,769,571	3,000	776,000	3,175,695
29	TRANSIT	(433,259)	15,000	1,051,000	803,500	0	(665,759)	15,600	1,096,790	803,500	0	(943,449)
30	STORM DAMAGE	0	0	0	0	0	0	0	0	0	0	0
32	LLAD 32	(167,722)	37,408	54,877	0	0	(185,191)	38,904	55,512	0	0	(201,799)
33	USED OIL GRANT	(11,894)	0	0	0	0	(11,894)	0	0	0	0	(11,894)
34	MEASURE R - MTA LOCAL RETURN	80,126	400,000	436,520	0	132,000	(88,394)	416,000	37,981	0	132,000	157,626
35	COMM DEVELOP BLOCK GRANT	(538,090)	55,000	85,000	0	0	(568,090)	57,200	88,400	0	0	(599,290)
36	GRANTS	888,216	3,781,507	1,330,000	0	2,453,000	886,723	29,120	30,000	0	0	885,843
37	LOCAL LAW ENFORCE BLOCK GRANT	0	0	0	0	0	0	0	0	0	0	0
38	COPS - AB3229 GRANT	120,375	193,250	250,000	0	0	63,625	193,250	250,000	0	0	6,875
45	American Rescue Plan Act	(474,617)	75,000	2,605,000	0	0	(3,004,617)	78,000	152,000	0	0	(3,078,617)
46	DISASTER RECOVERY	3,250,668	60,000	517,500	0	0	2,793,168	62,400	473,200	0	0	2,382,368
47	MEASURE M - MTA LOCAL RETURN	(163,285)	451,000	357,090	0	25,000	(94,376)	469,040	59,374	0	25,000	290,290
49	MEASURE M -TRAFFIC IMPROVEMENT	(8,575,499)	8,095,000	0	0	8,220,458	(8,700,957)	(109,200)	0	0	0	(8,810,157)
55	AHCCC - COMMUNITY CENTER	0	2,292,000	2,687,279	395,279	0	0	2,383,680	1,663,018	395,279	0	1,115,941
60	MANAGEMENT RESERVE	5,042,088	125,000	0	0	0	5,167,088	130,000	0	0	0	5,297,088
61	CALABASAS PARK IMPROVEMENTS	0	0	0	0	0	0	0	0	0	0	0
62	MEASURE W - SAFE CLEAN WATER	1,245,197	400,000	0	0	364,219	1,280,978	416,000	0	0	0	1,696,978
63	ROAD MAINT & REHAB (RMRA-SB1)	1,156,233	610,000	53,481	0	350,000	1,362,752	634,400	55,620	0	350,000	1,591,531
64	QUIMBY ACT	4,686	0	0	0	0	4,686	0	0	0	0	4,686
65	OAK TREE MITIGATION	(70,211)	0	0	0	0	(70,211)	0	0	0	0	(70,211)
67	EMERGENCY COVID19	0	0	0	0	0	0	0	0	0	0	0
75	BRANDON'S VILLAGE	7,757	0	0	0	0	7,757	0	0	0	0	7,757
<b>Special Revenue Total</b>		<b>22,066,955</b>	<b>28,949,165</b>	<b>18,946,631</b>	<b>1,201,779</b>	<b>13,677,177</b>	<b>19,594,091</b>	<b>17,666,474</b>	<b>13,054,288</b>	<b>1,201,779</b>	<b>2,639,500</b>	<b>22,768,556</b>

**CITY OF CALABASAS  
BUDGET SUMMARY BY FUND  
Fiscal Years 2024/25 and 2025/26**

May 2024  
version

FUND	DESCRIPTION	Estimated Beginning Fund Balance 7/1/2024	Proposed Activity FY 2024/25 - Request					97,845	Proposed Activity FY 2025/26 - Request					359,874
			REVENUES	EXPENSES	INTERFUND TRANSFERS		Fund Balance 6/30/2025	REVENUES	EXPENSES	INTERFUND TRANSFERS		Fund Balance 6/30/2026		
					IN	OUT				IN	OUT			
<b><u>CAPITAL PROJECT FUNDS</u></b>														
39	MEASURE R - MTA TRANS PROJECTS	881,817	(40,000)	0	0	0	841,817	2,823,000	0	0	2,863,000	801,817		
40	CAPITAL IMPROVEMENT	189,758	0	12,312,435	12,122,677	0	0	0	3,948,000	3,948,000	0	0		
41	CIVIC CENTER CONSTRUCTION	0	0	0	0	0	0	0	0	0	0	0		
42	CITY HALL CAPITAL	1,121,146	20,000	0	0	0	1,141,146	20,800	0	0	0	1,161,946		
48	LIBRARY CAPITAL REPLACEMENT	1,608,782	30,000	250,000	0	0	1,388,782	31,500	0	0	0	1,420,282		
	<b>Capital Project Fund Total</b>	<b>3,801,503</b>	<b>10,000</b>	<b>12,562,435</b>	<b>12,122,677</b>	<b>0</b>	<b>3,371,745</b>	<b>2,875,300</b>	<b>3,948,000</b>	<b>3,948,000</b>	<b>2,863,000</b>	<b>3,384,045</b>		
<b><u>RESERVE FUND</u></b>														
70	DEFERRED MAINTENANCE	1,865,139	0	240,000	0	0	1,625,139	0	150,000	0	0	1,475,139		
<b><u>DEBT SERVICE FUNDS</u></b>														
80	CFD2018 (CFD98-1Com MelloRoos)	740,723	391,000	366,989	0	0	764,734	406,640	369,615	0	0	801,759		
81	1999 COP (Creekside,Civic Ctr)	0	0	0	0	0	0	0	0	0	0	0		
82	CFD 2001-1 (TheOaksMello-Roos)	0	0	0	0	0	0	0	0	0	0	0		
83	2005 COP (Refunding 1999 COP)	0	0	0	0	0	0	0	0	0	0	0		
84	CFD2017 (2006 Oaks Mello-Roos)	2,830,587	1,600,000	1,536,944	0	0	2,893,643	1,600,000	1,540,053	0	0	2,953,590		
85	2006 COP Civic CenterFinancing	0	0	0	0	0	0	0	0	0	0	0		
87	2015 COP (Civic Center Proj)	11,009	0	2,612,875	2,615,000	0	13,134	0	2,609,000	2,615,000	0	19,134		
		0										0		
	<b>Debt Service Total</b>	<b>3,582,318</b>	<b>1,991,000</b>	<b>4,516,808</b>	<b>2,615,000</b>	<b>0</b>	<b>3,671,510</b>	<b>2,006,640</b>	<b>4,518,668</b>	<b>2,615,000</b>	<b>0</b>	<b>3,774,482</b>		
<b><u>CITY TOTALS</u></b>														
		<b>47,324,248</b>	<b>59,661,165</b>	<b>62,616,750</b>	<b>15,939,456</b>	<b>15,939,456</b>	<b>44,368,662</b>	<b>52,983,361</b>	<b>49,483,750</b>	<b>7,764,779</b>	<b>7,764,779</b>	<b>47,868,274</b>		
<b><u>PROPRIETARY FUND</u></b>														
50	TENNIS & SWIM CENTER	(1,901,499)	4,360,500	7,966,065	0	0	(5,507,064)	4,534,920	5,034,130	0	0	(6,006,274)		
	<b>PROPRIETARY FUND TOTAL</b>	<b>(1,901,499)</b>	<b>4,360,500</b>	<b>7,966,065</b>	<b>0</b>	<b>0</b>	<b>(5,507,064)</b>	<b>4,534,920</b>	<b>5,034,130</b>	<b>0</b>	<b>0</b>	<b>(6,006,274)</b>		
<b><u>AUTHORITIES</u></b>														
86	Las Virgenes Parking Authority													
	<b>AUTHORITIES TOTAL</b>	<b>0</b>	<b>0</b>	<b>0</b>	<b>0</b>	<b>0</b>	<b>0</b>	<b>0</b>	<b>0</b>	<b>0</b>	<b>0</b>	<b>0</b>		
<b><u>GRAND TOTALS<sup>1</sup></u></b>														
		<b>45,422,749</b>	<b>64,021,665</b>	<b>70,582,815</b>	<b>15,939,456</b>	<b>15,939,456</b>	<b>38,861,598</b>	<b>57,518,281</b>	<b>54,517,879</b>	<b>7,764,779</b>	<b>7,764,779</b>	<b>41,862,000</b>		

**CITY OF CALABASAS**  
**EXPLANATION of NEGATIVE FUND BALANCES**  
**Fiscal Years 2024/25 and 2025/26**

<u>Fund</u>	<u>Description</u>
<b>13</b>	<b>PARK &amp; RECREATION IMPROVEMENT</b> Grant money from LA County for developing or rebuilding parks. These are reimbursable; therefore City spends money first.
<b>24</b>	<b>LLAD 24</b> Staff is addressing the deficit in the fund by reducing expenses, working with property owners to increase assessments and by proposing a 7.46% increase in the engineers report.
<b>26</b>	<b>TDA-TRANSP DEVELOP ACT</b> These funds come from the State of CA and are specifically for bicycle transportation within the City. Usually, the projects are funded by the City and then a reimbursement request is sent to LA MTA.
<b>29</b>	<b>TRANSIT</b> These funds come from Prop A, Prop C, Measure R & Measure M. This is 2% added on Sales Tax to fund transportation within LA County. These funds are disbursed by LA County based on population of the City of Calabasas. The City generally runs a deficit and then the cash arrives from LA County to pay the City back.
<b>32</b>	<b>LLAD 32</b> Staff is addressing the deficit in the fund by reducing expenses, working with property owners to increase assessments and by proposing a 7.46% increase in the engineers report.
<b>33</b>	<b>USED OIL GRANT</b> These are grant funds from the State of CA. The City spends money first on a project and then requests reimbursement from the State. This fund usually runs a small deficit until we receive the cash from the State.
<b>34</b>	<b>MEASURE R - MTA LOCAL RETURN</b> This a 0.50% Sales Tax measure LA County for transportation. This fund is specifically for recording the cash received by the City and then it is disbursed. It usually runs a deficit.
<b>35</b>	<b>COMM DEVELOP BLOCK GRANT</b> These are grant funds from the U.S. Federal Government. The City spends money first on a project and then requests reimbursement from LA County who manages the Federal grant. This fund usually runs a small deficit until we receive the cash from LA County.
<b>45</b>	<b>American Rescue Plan Act</b> This is the grant funding received from the U.S. Federal Government to assist local governments respond to and recover from COVID-19 pandemic. The City budgets the spending in a way to ensure grants can be spent on time per funding guidance. The overspent portion will be covered by the General Fund.
<b>49</b>	<b>MEASURE M -TRAFFIC IMPROVEMENT</b> This a 0.50% Sales Tax measure LA County for transportation. This fund is for the large transportation projects within the City and it operates like a grant whereby the City received specific funding for a specific project with cash allocations by fiscal year. The fund is usually in a deficit
<b>65</b>	<b>OAK TREE MITIGATION</b> Developer Fees to provide landscaping and trees in public areas resulting from the increase in demand from additional development. Deficit will be reduced as new development occurs within the City.
<b>50</b>	<b>TENNIS &amp; SWIM CENTER</b> The large deficit is due to the large capital investment at the Tennis & Swim Center in the amount of \$2,560,000.

# Fiscal Year 2024/25



CITY *of* CALABASAS

---

## Detailed Budget

**DETAILED BUDGET FY 2024-25 FY 2025-26**

Budget Account	Account Name	FY 22/23 Actual	FY 23/24 Current Budget	FY 23/24 CY Estimate	FY 24/25 Recommended	FY 25/26 Recommended
<b>Fund: 10 - General Fund</b>						
<b>Revenue</b>						
<u>Division: 000 - Revenue</u>						
10-000-4010-00	Property Tax Secured	4,160,413	4,300,000	4,300,000	4,500,000	4,691,197
10-000-4010-01	Property Tax UnSecured	147,361	125,000	155,000	175,000	148,581
10-000-4010-02	Property Tax Unitary	51	-	-	-	-
10-000-4010-03	Property Tax Supplemental	120,062	100,000	100,000	100,000	105,000
10-000-4010-04	Property Tax Redemption	61,377	70,000	60,000	60,000	63,000
10-000-4010-05	Property Tax Refunds	(61,115)	(25,000)	(60,000)	(60,000)	(63,000)
10-000-4010-06	Property Tax Home Owner Exempt	17,902	20,000	20,000	20,000	21,000
10-000-4010-07	Property Tax Penalty	14,500	15,000	15,000	15,000	15,750
10-000-4010-10	Unsecured Prop Tax (not used)	-	-	-	-	-
10-000-4020-00	Sales and Use Tax	8,544,730	8,200,000	7,500,000	7,800,000	8,604,379
10-000-4030-00	Franchise Fee - Cable TV	318,130	300,000	315,000	315,000	327,600
10-000-4030-01	Franchise Fee Time Warner CP	-	-	-	-	-
10-000-4030-02	Franchise Fee TimeWarnSaratoga	-	-	-	-	-
10-000-4030-03	Franchise Fee Charter	-	-	-	-	-
10-000-4030-10	Franchise Fee - Edison	485,331	500,000	505,000	550,000	572,000
10-000-4030-20	Franchise Fee - Gas	121,201	125,000	165,000	200,000	208,000
10-000-4040-00	Transfer Tax	255,675	325,000	260,000	275,000	286,000
10-000-4050-00	Transient Occupancy Tax	2,612,537	2,500,000	2,700,000	2,750,000	2,860,000
10-000-4060-01	Utility Tax - Electric	2,580,873	2,300,000	2,650,000	2,800,000	2,912,000
10-000-4060-02	Utility Tax - Gas	798,813	650,000	800,000	850,000	884,000
10-000-4060-03	Utility Tax-Telecommunications	621,321	600,000	625,000	650,000	676,000
10-000-4110-00	Building Fees	1,321,214	1,200,000	1,300,000	1,300,000	1,352,000
10-000-4110-01	Building Fees - Electrical	358,084	300,000	350,000	350,000	364,000
10-000-4110-02	Building Fees - Mechanical	81,831	90,000	85,000	85,000	88,400
10-000-4110-03	Building Fees - Plumbing	99,930	100,000	100,000	100,000	104,000
10-000-4110-04	Building Fees - Technology	7	-	-	-	-
10-000-4110-10	Planning Fees	228,081	150,000	165,000	165,000	171,600
10-000-4110-20	Engineering Fees	63,768	65,000	130,000	80,000	83,200
10-000-4110-30	Investigative Fines	61,968	50,000	200,000	75,000	78,000
10-000-4110-40	Permit Technology Fees	50,319	-	50,000	50,000	52,000
10-000-4110-50	Recoverable Admin Fee	-	20,000	-	-	-
10-000-4140-00	Misc Permits & Fees	45,671	50,000	50,000	50,000	52,000
10-000-4140-01	Film Permits	14,100	30,000	20,000	20,000	20,800
10-000-4141-00	Bid & Plan	-	-	-	-	-
10-000-4142-00	Rental Registration Fees	-	-	-	-	-
10-000-4160-00	Payroll Reimb-Little Learners	-	-	-	-	-
10-000-4161-00	Sale/Disposal of Asset	-	-	-	-	-
10-000-4163-00	Property Damage/Loss Reimburse	32,100	10,000	-	10,000	10,400
10-000-4163-10	Damage Reimb Woolsey Fire	-	-	-	-	-
10-000-4210-00	Traffic Fines	103,450	40,000	60,000	60,000	62,400
10-000-4220-00	False Alarm Fines	-	10,000	-	-	-
10-000-4310-00	Vehicle License Fee	2,955,168	3,075,000	3,100,000	3,200,000	3,328,000
10-000-4311-00	Las Virgenes Parking Admin	47,265	75,000	70,000	70,000	72,800
10-000-4314-00	FED - CARES Act Funding(COVID)	-	-	-	-	-
10-000-4325-00	Consolidated Election	8,930	-	-	-	-
10-000-4400-01	De Anza Court Rental	685	5,000	10,000	10,000	10,400
10-000-4400-02	De Anza Picnic Rental	14,390	7,000	12,000	15,000	15,600
10-000-4400-03	Facility Rental - De Anza	25,542	10,000	25,000	25,000	26,000
10-000-4400-05	De Anza Vending Machine	410	1,000	1,000	1,000	1,040
10-000-4400-06	De Anza / LH After-School Camp	-	-	-	-	-
10-000-4400-10	Facility Rental - Lupin Hill	96,564	90,000	95,000	95,000	98,800
10-000-4409-00	Loan Receipt	6,783	5,000	5,000	5,000	5,200

**DETAILED BUDGET FY 2024-25 FY 2025-26**

Budget Account	Account Name	FY 22/23 Actual	FY 23/24 Current Budget	FY 23/24 CY Estimate	FY 24/25 Recommended	FY 25/26 Recommended
10-000-4410-00	Interest Income	450,636	100,000	500,000	500,000	520,000
10-000-4411-00	Fair Market Value Investments	(329,023)	-	-	-	-
10-000-4415-03	Facility Rental - AC Stelle	19,843	35,000	75,000	75,000	78,000
10-000-4415-06	AC Stelle Sports Leagues	76,163	35,000	175,000	175,000	182,000
10-000-4420-00	Miscellaneous	17,066	15,000	35,000	35,000	36,400
10-000-4420-01	Misc-Fingerprinting Reimb	-	-	-	-	-
10-000-4420-02	Misc-IT Staff Reimbursement	-	-	-	-	-
10-000-4420-03	Misc - Cash Recon & Adj	174	-	-	-	-
10-000-4420-04	Misc - CFD Admin Fees	65,000	65,000	65,000	65,000	67,600
10-000-4420-05	Misc - Unrecognized Revenue	-	-	-	-	-
10-000-4420-06	Misc - ReimburseRetireeMedical	-	-	-	-	-
10-000-4421-00	Reimbursement for Sheriff Svc	10,164	60,000	60,000	60,000	62,400
10-000-4421-02	Rebates & Refunds	2,079	5,000	-	-	-
10-000-4421-03	Copy Fees	2,007	5,000	2,000	2,000	2,080
10-000-4421-04	Charging Station Fees	10,168	10,000	12,000	12,000	12,480
10-000-4421-05	Passport Acceptance Fee	8,190	-	15,000	15,000	15,600
10-000-4421-10	De Anza Event Insurance	29,736	15,000	25,000	30,000	31,200
10-000-4440-00	Landfill - Road Maintenance	-	-	-	-	-
10-000-4450-01	Creekside PreSchool Registrati	-	-	-	-	-
10-000-4450-03	Creekside Holiday Camp	-	-	-	-	-
10-000-4450-04	Creekside Classes	-	-	-	-	-
10-000-4450-05	Facility Rental - Creekside	105,619	100,000	100,000	100,000	104,000
10-000-4450-06	Creekside Classes	23,433	95,000	-	-	-
10-000-4451-00	Facility Rental - Gates Cyn	440	5,000	3,000	3,000	3,120
10-000-4452-00	Facility Rental - Grape Arbor	21,115	5,000	20,000	20,000	20,800
10-000-4453-00	Facility Rental - Civic Center	20,696	10,000	20,000	20,000	20,800
10-000-4454-00	Facility Rental Deposits	-	-	-	-	-
10-000-4457-00	Candidate/Election Fees	-	-	-	-	-
10-000-4460-00	De Anza Recreation ProgramFees	131,564	80,000	135,000	135,000	140,400
10-000-4460-01	De Anza Youth Sport Leagues	89,166	100,000	90,000	90,000	93,600
10-000-4460-05	4th of July Revenue	36,039	35,000	36,000	-	-
10-000-4460-06	Facility Rental - AE Wright	-	-	-	-	-
10-000-4460-07	AE Wright Sport Leagues	40,885	30,000	40,000	40,000	41,600
10-000-4460-09	Pumpkin Festival	79,057	85,000	80,000	80,000	83,200
10-000-4460-11	Recreation Processing Fees	32,520	10,000	35,000	35,000	36,400
10-000-4460-20	Orchestra Ticket	-	-	-	-	-
10-000-4460-25	Special Events	2,021	5,000	2,000	2,000	2,080
10-000-4460-29	Spring Eggstreme	1,660	-	2,000	2,000	2,080
10-000-4460-30	Calabasas Fine Arts Festival	-	-	-	-	-
10-000-4460-60	Teen Events	-	-	-	-	-
10-000-4462-00	Senior Center Membership	18,425	50,000	20,000	20,000	20,800
10-000-4462-01	Senior Center Rentals	3,083	5,000	-	2,000	2,080
10-000-4462-02	Senior Center Daily Fees	18,030	15,000	25,000	25,000	26,000
10-000-4462-03	Senior Center Program Fees	279,674	210,000	280,000	280,000	291,200
10-000-4464-00	Lease Income	94,645	85,000	95,000	95,000	98,800
10-000-4466-00	Donations	500	-	-	-	-
10-000-4467-00	Videotape/DVD Sales	-	-	-	-	-
10-000-4467-02	Scanning Fees	11,935	15,000	12,000	12,000	12,480
10-000-4491-00	Code Enforcement Reimbursement	4,800	1,000	105,000	5,000	5,200
10-000-4496-00	EG Access Fee	108,306	110,000	110,000	110,000	114,400
10-000-4496-01	EG Access Fee Time Warner CP	-	-	-	-	-
10-000-4496-02	EG Access Fee TimeWarnSaratg	-	-	-	-	-

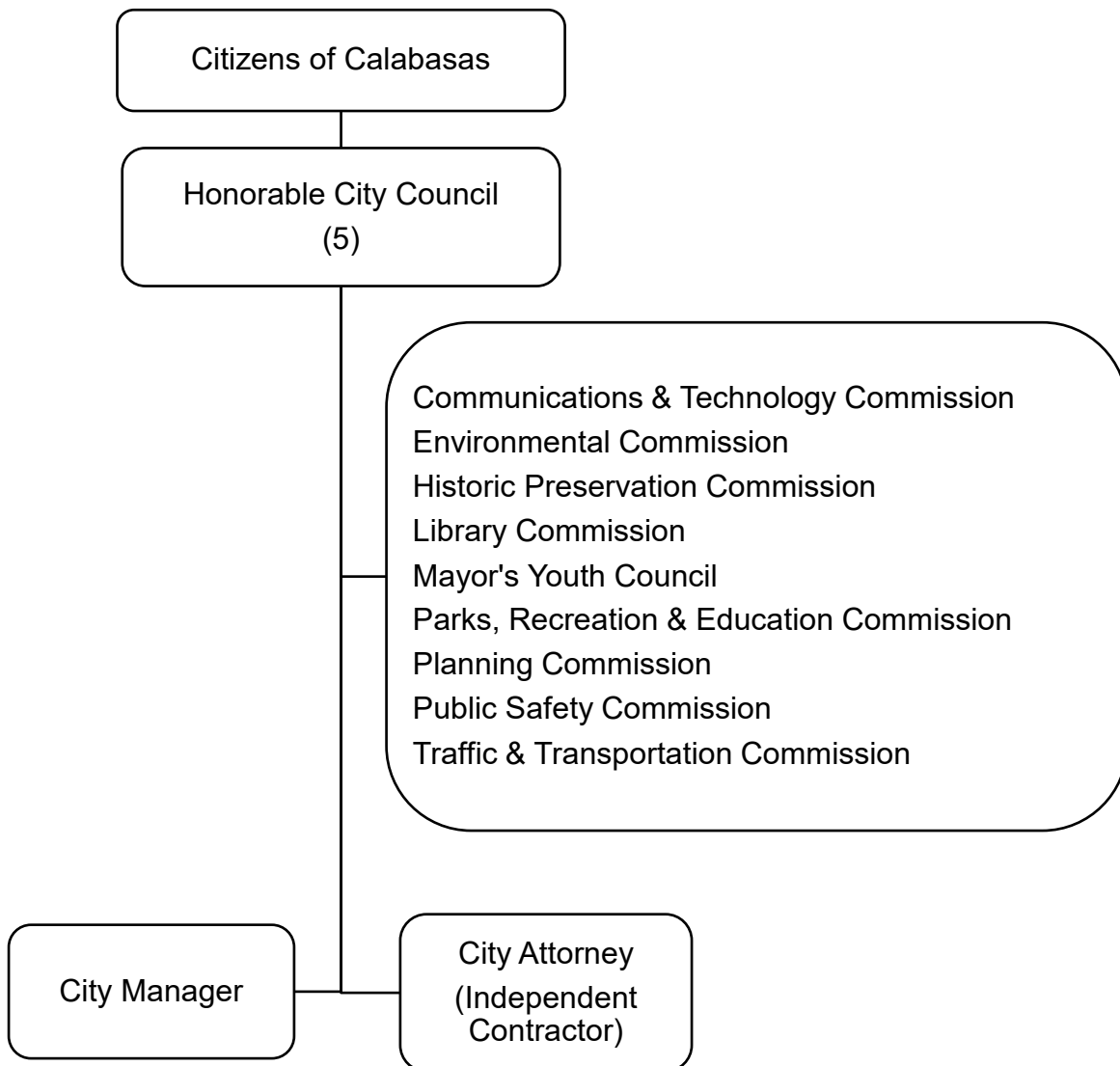
**DETAILED BUDGET FY 2024-25 FY 2025-26**

Budget Account	Account Name	FY 22/23 Actual	FY 23/24 Current Budget	FY 23/24 CY Estimate	FY 24/25 Recommended	FY 25/26 Recommended
10-000-4496-03	EG Access Fee Charter	-	-	-	-	-
10-000-4620-11	Transit Fares	-	-	-	-	-
10-000-4621-00	Malibu Creek Watershed EWMP	-	-	-	-	-
10-000-4840-03	Refunds - De Anza Park	(1,600)	-	-	-	-
10-000-4840-06	Refunds - Special Events	-	-	-	-	-
10-000-4840-07	Refunds - Youth Sports Leagues	-	-	-	-	-
10-000-4840-08	Refunds - ACStelle Youth Sport	-	-	-	-	-
10-000-4840-09	Refunds - Senior Center	(784)	-	-	-	-
10-000-4840-10	Refunds - Fees	(966)	-	-	-	-
10-000-4892-00	Subscription Financing - GASB	285,573	-	-	-	-
10-000-4900-00	Indirect Cost Plan	(67,945)	335,000	-	-	-
10-000-4900-14	Transfer in AB 939	-	-	-	-	-
10-000-4900-16	Transfer in Developr ImpactFee	-	-	-	-	-
10-000-4900-20	Transfer in Prop A	-	-	-	-	-
10-000-4900-25	Transfer in Prop C	-	-	-	-	-
10-000-4900-29	Transfer in Transit	-	-	-	-	-
10-000-4900-33	Transfer in Used Oil Grant	-	-	-	-	-
10-000-4900-36	Transfer in Grant Fund	-	-	-	-	-
10-000-4900-39	Transfer in Measure R Trans	-	-	-	-	-
10-000-4900-49	Transfer in Measure M	56,552	-	-	-	-
10-000-4900-87	Transfer in 2015 COP	-	-	-	-	-
10-518-4462-04	Senior Center Donation/Sponsor	1,000	-	-	-	-
		<u>28,173,066</u>	<u>27,219,000</u>	<u>28,112,000</u>	<u>28,811,000</u>	<u>30,434,947</u>
<b>Total Fund 10 Revenue</b>		<b>28,173,066</b>	<b>27,219,000</b>	<b>28,112,000</b>	<b>28,811,000</b>	<b>30,434,947</b>



## City Council (Division 111,112)

The City of Calabasas operates under a Council/Manager form of government. The five City Councilmembers are elected at-large to serve four-year staggered terms. The Mayor is selected by the Council to serve a one-year term; same goes for the Mayor Pro-Tem. The City Council sets the policy direction for City operations and programs, approves the annual budget and provides direction for the City's interaction with other governmental jurisdictions. The City Council appoints the City Manager to implement and administer Council decisions and policy directives. The City Council appoints the City Attorney. The City Council serves as the governing body of the Public Finance Authority.





**DETAILED BUDGET FY 2024-25 FY 2025-26**

Budget Account	Account Name	FY 22/23 Actual	FY 23/24 Current Budget	FY 23/24 CY Estimate	FY 24/25 Recommended	FY 25/26 Recommended
<b>Expenditure</b>						
<u>Division: 111 - Legislation &amp; Policy</u>						
10-111-5221-00	Special Dept. Supplies	3,797	6,000	6,000	6,000	6,240
10-111-5221-13	Special Dept Sup- J Bozajian	4,858	6,000	6,000	6,000	6,240
10-111-5221-14	Special Dept Sup- MS Maurer	4,494	-	-	-	-
10-111-5221-16	Special Dept Sup- F Gaines	-	-	-	-	-
10-111-5221-17	Special Dept Sup- L Martin	-	-	-	-	-
10-111-5221-18	Special Dept Sup- D Shapiro	5,000	6,000	6,000	6,000	6,000
10-111-5221-19	Special Dept Sup- A Weintraub	4,512	6,000	6,000	6,000	6,000
10-111-5221-20	Special Dept Sup- P Kraut	1,314	6,000	6,000	6,000	6,240
10-111-5221-21	Special Dept Sup- E Albrecht	1,553	6,000	6,000	6,000	6,240
10-111-5226-00	Dues and Memberships	63,121	50,000	50,000	50,000	52,000
10-111-5235-00	Computer Hardware	-	-	-	-	-
10-111-5252-06	Special Events	18,103	15,000	15,000	15,000	15,600
10-111-5270-00	Business Meeting & Conference	28,672	33,000	33,000	33,000	34,320
		<u>135,423</u>	<u>134,000</u>	<u>134,000</u>	<u>134,000</u>	<u>138,880</u>



## Boards & Commissions (Department 112)

### Commissions:

- Architectural Review Panel (ARP)
  - Meet with applicants and provides design critiques, encouraging individual building scale and character consistent with the existing community. Includes review of commercial projects with signage, as well residential projects with scenic corridors.
- Art in Public Places Advisory Commission
  - Provides general overview of the art in public places program to foster the creation and placement of enduring original artwork throughout the City.
- Development Review Committee (DRC)
  - Provide applicants with review comments and coordination of responses when there are overlapping jurisdictional requirements required.
- Library Commission
  - Act in an advisory capacity to the City Council in matters pertaining to the management, administration, operation, development, improvement and maintenance of the municipal libraries
- Communications and Technology Commission (CTC)
  - Dedicated to ensuring that the City of Calabasas is up to date with technologies that will enhance the quality of life for residents at home, school, work and recreation. Advise City Council on matters relating to the City's cable television franchises, video services, telecommunications issues, communication technology, and other relevant technologies. The commission acts as a planning commission when reviewing and approving wireless telecommunications facilities.
- Community Development Director's Hearing (CDDH)
  - Under the City's Development Code, small projects (minor development permits) in designated scenic corridors and special overlay zones of the City are reviewed at a public hearing where the Community Development Director serves as the hearing officer. Minor development permits are required for residential accessory structures, including decks, fences, walls, gazebos and patio covers, ground floor additions to single-family homes, additions above the ground floor not exceeding two hundred (200) square feet, certain signs and tennis courts. Additionally, the keeping of large farm animals (cows, horses, etc.), and hobby farms anywhere in the City require a minor development permit as well.
- Environmental Commission
  - Team continuously monitor and improve the quality of life for all species and quality of resources by providing ideas and information which advocate for the community's vision. Commission aids the Planning Department and City Council by reviewing City ordinances and state mandates, identifying environmental goals.

- Historic Preservation Commission
  - Primarily serves as a citizen oversight body for the City's historic preservation policies and programs. Secondly, serves as a review body for development projects proposed within the Old Town Calabasas area.
- Mayor's Youth Council
  - Provides recommendations to the City Council on matters of interest to the young people in the City of Calabasas community.
- Parks, Recreation and Education
  - Act in an advisory capacity to the City Council for matters pertaining to park recreation and programs. Also serve as educational advocates and advisors to the Calabasas community
- Planning Commission
  - Prepares and recommends a comprehensive long-term General Plan and amendments. Makes recommendations to the City Council on proposed zoning ordinances, conditional use permits/exceptions.
- Public Safety Commission
  - Advise the City Council on matters related to public safety, crime/fire prevention, emergency preparedness/response, service contracts with public safety agencies, and other related matters. Makes recommendations regarding budgets within their prevue.
- Traffic & Transportation Commission (TTC)
  - Act in an advisory capacity to the City Council, assisting with determination of overall traffic and circulation goals of the community. May make recommendation to the City Council regarding traffic control devices.

**DETAILED BUDGET FY 2024-25 FY 2025-26**

Budget Account	Account Name	FY 22/23 Actual	FY 23/24 Current Budget	FY 23/24 CY Estimate	FY 24/25 Recommended	FY 25/26 Recommended
<u>Division: 112 - Boards &amp; Commissions</u>						
10-112-5221-00	Special Dept. Supplies	1,305	1,000	1,000	1,000	1,040
10-112-5222-00	Printing	838	1,000	1,000	1,000	1,040
10-112-5226-00	Dues and Memberships	-	-	-	-	-
10-112-5252-00	Contractual Services	2,700	4,000	4,000	4,000	4,160
10-112-5262-01	Mayor's Youth Council	5,000	4,000	4,000	4,000	4,160
10-112-5270-00	Business Meeting & Conference	475	2,000	2,000	2,000	2,080
10-112-5553-00	Sister City	-	-	-	-	-
		<u>10,318</u>	<u>12,000</u>	<u>12,000</u>	<u>12,000</u>	<u>12,480</u>



## **City Attorney (Department 121)**

City Attorney services are provided by a law firm approved by the Council. The City Attorney is appointed by the Council on a contract basis and is responsible for administration of the legal affairs of the City and represents the City in litigation and hearings. The City Attorney prepares or reviews all ordinances, resolutions, contracts, and other legal instruments and renders legal advice and opinions to City Council, City Manager, and other departments.

City Attorney services are provided by Colantuono, Highsmith & Whatley, PC.

**DETAILED BUDGET FY 2024-25 FY 2025-26**

Budget Account	Account Name	FY 22/23 Actual	FY 23/24 Current Budget	FY 23/24 CY Estimate	FY 24/25 Recommended	FY 25/26 Recommended
<u>Division: 121 - Legal</u>						
10-121-5250-10	Contractual Svcs-Gen'l Matter	303,583	300,000	300,000	300,000	312,000
10-121-5250-11	Contractual Svcs-HR Matters	50,431	10,000	10,000	10,000	10,400
10-121-5250-15	Contractual Svcs-Spl.Counsel	-	-	-	-	-
10-121-5250-20	Contractual Svcs-Litigation	-	3,000	3,000	3,000	3,120
10-121-5250-26	Settlement Payment	-	-	-	-	-
10-121-5250-78	West Village Lawsuit	2,579	-	-	-	-
10-121-5416-02	Settlement Payment	-	-	-	-	-
		<u>356,593</u>	<u>313,000</u>	<u>313,000</u>	<u>313,000</u>	<u>325,520</u>



## City Clerk (Division 131)

The City Clerk oversees the Department and performs a wide variety of duties, many of which are mandated by State of California law.

The City Clerk provides internal support services for the operation of the City:

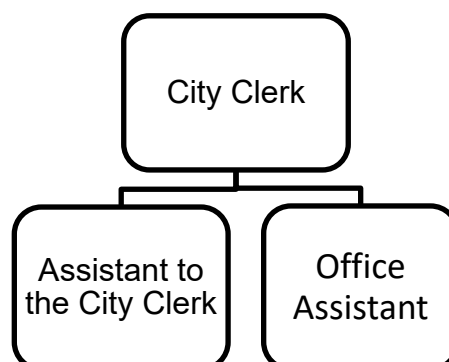
- Prepares and distributes [City Council agendas](#) and attends City Council meetings
- Records and communicates all Council legislative actions and proceedings in meetings, ordinances, resolutions and [minutes](#)
- Assures publication and posting of legal notices as mandated by State law
- Coordinates the execution of ordinances, resolutions, contracts, agreements, and other official documents approved by the City Council
- Conducts bid openings
- Accepts service of summons, subpoenas, and other legal documents on behalf of the City and its officials
- Coordinates recruitments for [Commission](#) appointments
- Staffs the main reception area for City Hall
- Coordinates the continuous codification of the [Calabasas Municipal Code](#)
- Administers the City's records management program
- Maintains and preserves official City documents and records in accordance with Federal, State legal mandates and local policies
- Provides access to information and public records in compliance with the [Public Records Act](#)
- Publishes the annual update of the Local Appointments List ([Maddy Act](#))
- Maintains and updates the City's Conflict of Interest Code
- Attests, seals, and/or certifies official documents

In compliance with the [Political Reform Act](#), the City Clerk serves as the Local Filing Officer for the [Fair Political Practices Commission \(FPPC\)](#) and coordinates the filing of all campaign disclosure statements for all local candidates and campaign committees and Statements of Economic Interest (Form 700) for members of the City Council, designated employees, and Commissioners per the City's Conflict of Interest Code. The City Clerk also facilitates biennial Ethics Training in compliance with [AB 1234](#) and Sexual Harassment Prevention Training, in compliance with [AB 1661](#).

The City Clerk serves as the City's Election Official and, in compliance with the [California Elections Code](#), administers all [municipal elections](#) and performs oaths of office for elected and appointed officials.

The City Clerk manages the Passport Acceptance Facility.

The City Clerk serves as staff liaison to the [Mayor's Youth Council](#).



**DETAILED BUDGET FY 2024-25 FY 2025-26**

Budget Account	Account Name	FY 22/23 Actual	FY 23/24 Current Budget	FY 23/24 CY Estimate	FY 24/25 Recommended	FY 25/26 Recommended
<u>Division: 131 - City Clerk</u>						
10-131-5220-00	Office Supplies	1,238	1,500	1,500	1,500	1,560
10-131-5221-00	Special Dept. Supplies	335	700	700	700	728
10-131-5222-00	Printing	2,173	3,000	3,000	3,000	3,120
10-131-5226-00	Dues and Memberships	850	1,000	1,000	1,000	1,000
10-131-5228-00	Publications	8,103	5,000	5,000	5,000	5,200
10-131-5235-01	Computer Software	-	-	-	-	-
10-131-5252-00	Contractual Services	73,168	54,000	54,000	25,000	26,000
10-131-5257-00	Elections	80,383	5,000	5,000	85,000	88,400
10-131-5265-00	Advertising	45	3,000	3,000	3,000	3,120
10-131-5270-00	Business Meeting & Conference	2,624	1,000	1,000	3,000	3,120
10-131-5285-00	Training	4,896	2,000	2,000	2,000	2,080
10-131-5416-00	Miscellaneous Expenditure	-	100	100	100	104
10-131-5430-00	Mileage Reimbursement	32	400	400	400	416
		<u>173,847</u>	<u>76,700</u>	<u>76,700</u>	<u>129,700</u>	<u>134,848</u>





## Administrative Services Department (Department 132, 133)

The Administrative Services Department includes Administrative Services and Human Resources/Risk Management and oversees the following internal programs and operations:

**Workers' Compensation & Risk Management** - The California JPIA provides workers' compensation coverage that includes benefits to employees who are injured or become ill as a result of work-related activities. The CAJPIA also provides risk management services to the City.

**Community Development Block Grant (CDBG) Program** - The City of Calabasas utilizes Federal Community Development Block Grant (CDBG) funding to provide housing rehabilitation and public service programs to serve the needs of its low- and moderate-income residents.

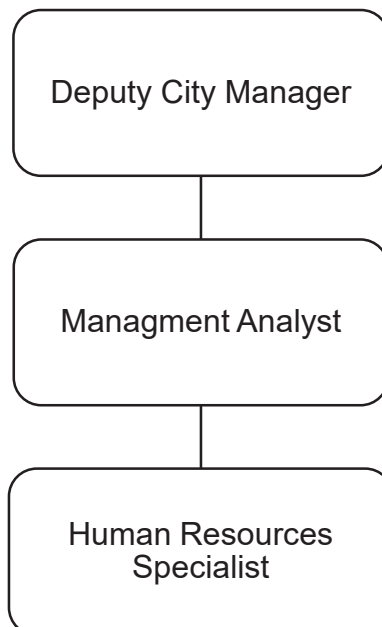
**Las Virgenes Parking Administration** - The City of Calabasas is the lead agency for the Las Virgenes Parking Administration (LVPA).

**Homelessness** - The City of Calabasas has partnered with County of Los Angeles and other regional non-profit providers to offer a multi-disciplinary and collaborative response to homelessness.

**Clean Power Alliance** - Clean Power Alliance (CPA) is a community choice energy (CCE) program composed of 32 communities across Los Angeles and Ventura Counties.

**Los Angeles County Sheriff's Department** - Law enforcement services are provided to residents through a contract with the Los Angeles County Sheriff's Department.

The Human Resources Division serves the City's seven departments and its employees by overseeing the City's recruitment and selection process, employee relations, compensation, health plan administration, files and records, workers' compensation and personnel administration.



**DETAILED BUDGET FY 2024-25 FY 2025-26**

Budget Account	Account Name	FY 22/23 Actual	FY 23/24 Current Budget	FY 23/24 CY Estimate	FY 24/25 Recommended	FY 25/26 Recommended
<u>Division: 132 - Administrative Services</u>						
10-132-5220-00	Office Supplies	1,077	1,100	1,100	1,500	1,560
10-132-5221-00	Special Dept. Supplies	332	-	-	1,000	1,040
10-132-5222-00	Printing	1,254	-	-	500	520
10-132-5226-00	Dues and Memberships	1,440	1,200	1,200	3,000	3,000
10-132-5228-00	Publications	-	-	-	-	-
10-132-5229-00	State Required Fingerprinting	1,343	1,000	1,000	1,000	1,040
10-132-5235-00	Computer Hardware	-	-	-	-	-
10-132-5252-00	Contractual Services	25,192	15,000	15,000	40,000	41,600
10-132-5252-86	Public Safety Consulting	-	-	17,000	-	-
10-132-5257-00	Elections	-	-	-	-	-
10-132-5265-00	Advertising	837	2,000	2,000	2,000	2,080
10-132-5270-00	Business Meeting & Conference	3,691	2,000	2,000	4,000	4,160
10-132-5280-00	Tuition Reimbursement	8,021	23,500	23,500	23,500	24,440
10-132-5285-00	Training	2,750	1,500	1,500	2,000	2,080
10-132-5416-00	Miscellaneous Expenditure	1,897	2,000	2,000	2,000	2,080
10-132-5430-00	Mileage Reimbursement	17	300	300	300	312
		<u>47,853</u>	<u>49,600</u>	<u>66,600</u>	<u>80,800</u>	<u>83,912</u>



## **Non-Departmental (Department 134)**

The Non-Departmental Division consists of those shared costs commonly referred to as the “General Overhead”. These are shared expenses related to City Hall operations, (e.g., CJPIA insurance, common office supplies, copiers, and utilities).

These costs cannot easily be associated with any particular department and thus cannot be directly charged to department budgets.

These costs are different than the Cost Allocation Plan which includes allocating costs associated with certain departments in the General Fund out to other departments and funds. The theory, as defined in OMB circular A87, is that the costs associated with certain “overhead” functions in the General Fund (including salaries, services, facility usage, etc.) can be appropriately charged to “user” departments, such as streets/roads, parks, utilities, community development, etc. The document takes all costs charged to the “overhead” departments (City Manager, Administrative Services, City Clerk, City Attorney, Finance, Parks and Recreation (Administration), and Public Works (Administration)), determines how much effort in each function is spent on each “user” department, and spreads the costs accordingly.

**DETAILED BUDGET FY 2024-25 FY 2025-26**

Budget Account	Account Name	FY 22/23 Actual	FY 23/24 Current Budget	FY 23/24 CY Estimate	FY 24/25 Recommended	FY 25/26 Recommended
<u>Division: 134 - Non-Departmental</u>						
10-134-5163-00	Reimbursable Loss Exp	-	-	-	-	-
10-134-5200-00	Liability Insurance	788,832	895,755	895,755	1,103,204	1,147,332
10-134-5200-01	Unemployment Insurance	17,477	15,000	15,000	15,000	15,600
10-134-5200-02	Workers Compensation Insurance	127,253	192,566	192,566	163,478	170,017
10-134-5200-03	Property Insurance	122,076	150,377	150,377	169,295	176,067
10-134-5200-04	Crime Insurance	1,693	1,778	1,778	1,866	1,941
10-134-5200-05	Pollution Insurance	5,134	5,339	5,339	5,030	5,231
10-134-5201-00	State Administrative Cost	50,308	50,000	50,000	50,000	52,000
10-134-5201-01	County Administrative Fee	53,703	50,000	50,000	50,000	52,000
10-134-5220-00	Office Supplies	6,204	7,000	7,000	7,000	7,280
10-134-5221-00	Special Dept. Supplies	3,815	5,000	5,000	5,000	5,200
10-134-5221-09	Facility Repairs	-	5,000	5,000	1,000	1,040
10-134-5221-10	Emergency Services	17	5,000	5,000	1,000	1,040
10-134-5222-00	Printing	33,029	26,000	26,000	26,000	27,040
10-134-5223-00	Kitchen Supplies	21,060	15,000	15,000	15,000	15,600
10-134-5224-00	Furniture & Fixtures	2,862	1,000	1,000	1,000	1,040
10-134-5226-00	Dues and Memberships	5,864	5,000	5,000	5,000	5,200
10-134-5227-00	Storage Rental	7,254	7,000	7,000	7,000	7,280
10-134-5230-00	Postage / Courier Service	10,232	15,000	15,000	15,000	15,600
10-134-5231-00	Bank & Merchant Fees	142,129	125,000	125,000	125,000	130,000
10-134-5231-11	Recreation Processing Fees	-	-	-	-	-
10-134-5233-00	Contribution to Others	250,000	255,000	250,000	250,000	260,000
10-134-5233-01	Contribution to Chamber of Com	40,000	40,000	40,000	40,000	41,600
10-134-5233-03	Humanitarian Aid	25,000	25,000	25,000	25,000	26,000
10-134-5233-04	Contribution to Rotary Club	-	-	-	-	-
10-134-5233-06	Relay for Life	-	5,000	-	-	-
10-134-5233-07	California Theater Festival	-	-	-	-	-
10-134-5234-01	Art Rental	-	-	-	-	-
10-134-5235-00	Computer Hardware	-	-	-	-	-
10-134-5236-01	California Contract Cities	-	-	-	-	-
10-134-5238-00	Rent Equipment	-	-	-	-	-
10-134-5239-00	Equipment Maintenance	989	10,000	10,000	10,000	10,400
10-134-5240-00	Utilities - Electric	-	-	-	-	-
10-134-5252-00	Contractual Services	24,950	20,000	20,000	20,000	20,000
10-134-5252-24	Property Damage & Repairs	-	-	-	-	-
10-134-5252-57	Mass Notification System	-	30,000	30,000	30,000	31,200
10-134-5252-84	Parking Enforcement	67,893	65,000	65,000	65,000	67,600
10-134-5253-17	Film Festival	-	-	-	-	-
10-134-5270-00	Business Meeting & Conference	198	-	-	-	-
10-134-5416-00	Miscellaneous Expenditure	2,857	2,000	2,000	2,000	2,080
10-134-5416-10	Cash Over/Short	(643)	-	-	-	-
10-134-5419-01	Reimbursable Expense	-	-	-	-	-
10-134-5500-01	Security	1,160	-	-	-	-
10-134-5900-00	Subscription Expenditure - GASB	285,573	-	-	-	-
10-134-6500-00	Civic Center Security Camera Replace	-	-	-	-	-
10-134-6503-78	Capital Needs Assessment	-	50,000	-	-	75,000
10-134-6550-00	Open Space	-	-	-	-	-
10-134-9900-24	Transfer to LMD 24	-	-	-	-	-
10-134-9900-26	Transfer to TDA-Trans Dev Act	-	-	-	-	-
10-134-9900-28	Transfer to Library Fund	6,810	3,000	3,000	3,000	3,000
10-134-9900-30	Transfer to Storm Damage	-	-	-	-	-
10-134-9900-32	Transfer to LMD 32	-	-	-	-	-
10-134-9900-33	Transfer to Used Oil Grant	-	-	-	-	-
10-134-9900-36	Transfer to Grants	-	-	-	-	-

**DETAILED BUDGET FY 2024-25 FY 2025-26**

Budget Account	Account Name	FY 22/23 Actual	FY 23/24 Current Budget	FY 23/24 CY Estimate	FY 24/25 Recommended	FY 25/26 Recommended
10-134-9900-67	Transfer to Emergency COVID19	120,503	-	-	-	-
10-134-9900-38	Transfer to COPS Grant	-	-	-	-	-
10-134-9900-39	Transfer to Measure R CIP	-	-	-	-	-
10-134-9900-40	Transfer to Capital	-	25,000	25,000	25,000	25,000
10-134-9900-55	Transfer to AHCCC	-	1,099,648	1,137,600	395,279	395,279
10-134-9900-60	Transfer to Management Reserve	-	-	-	-	-
10-134-9900-83	Transfer to 2005 COP	-	-	-	-	-
10-134-9900-85	Transfer to 2006 COP	-	-	-	-	-
10-134-9900-86	Transfer to LVPA	-	-	-	-	-
10-134-9900-87	Transfer to 2015 COP	1,836,486	1,839,000	1,839,000	1,839,000	1,839,000
		<u>4,060,717</u>	<u>5,045,463</u>	<u>5,023,415</u>	<u>4,470,152</u>	<u>4,632,667</u>



## Personnel Services

### (Department 135)

The Personnel Services Division consolidates the General Fund full-time and part-time staff salary and benefit costs into one central division. The costs are delineated by direct salary and wage costs and all the associated benefits provided by the City. For example: CalPERS Retirement, Medical Insurance, Dental Insurance, Vision Insurance, Life Insurance, etc.

**DETAILED BUDGET FY 2024-25 FY 2025-26**

Budget Account	Account Name	FY 22/23 Actual	FY 23/24 Current Budget	FY 23/24 CY Estimate	FY 24/25 Recommended	FY 25/26 Recommended
<u>Division: 135 - Payroll</u>						
10-135-5100-00	Full Time Salaries	5,304,385	5,820,167	6,207,752	6,378,610	6,633,754
10-135-5100-02	Full Time Employee Overtime	61,766	30,000	80,000	30,000	31,200
10-135-5103-01	CalPERS City Paid EmployeeCost	273,720	294,752	265,000	313,370	325,905
10-135-5103-02	CalPERS Employer Cost	517,363	622,159	600,000	681,517	708,778
10-135-5103-03	CalPERS Unfunded Liability	553,441	514,283	493,359	635,334	660,747
10-135-5103-04	CalPERS Survivor Benefit	1,395	1,378	1,300	1,450	1,508
10-135-5104-00	Benefits	283,345	285,780	260,000	275,000	286,000
10-135-5104-01	Retiree Medical Benefits	101,515	156,384	185,000	200,004	208,004
10-135-5104-02	Medical Insurance	984,389	946,870	1,200,000	1,371,600	1,426,464
10-135-5104-03	Dental Insurance	55,488	63,605	60,000	65,639	68,265
10-135-5104-04	Vision Insurance	10,618	12,747	12,000	13,680	14,227
10-135-5104-05	Short Term Disability	19,059	29,800	25,000	32,005	33,285
10-135-5104-06	Long Term Disability	9,195	10,419	11,000	11,317	11,770
10-135-5104-07	Life Insurance	13,171	14,752	15,500	15,829	16,462
10-135-5104-08	Accidental Death & Dismember	3,168	3,733	3,700	4,002	4,162
10-135-5104-09	Employee Assistance Program	2,376	2,468	2,400	2,597	2,701
10-135-5106-00	Employer Taxes	51	-	-	-	-
10-135-5106-01	Medicare	94,523	86,714	102,000	94,973	98,772
10-135-5106-02	Social Security	5,312	-	4,100	-	-
10-135-5109-00	Hourly Employees	558,411	625,000	640,000	535,000	556,400
10-135-5109-02	Hourly Employee Overtime	-	-	-	-	-
10-135-5110-00	Auto Allowance	45,827	45,090	47,000	45,090	46,894
10-135-5110-01	457 Match	136,575	114,998	105,000	126,166	131,213
10-135-5252-00	Contractual Services	44	-	-	-	-
		<u>9,035,137</u>	<u>9,681,099</u>	<u>10,320,111</u>	<u>10,833,183</u>	<u>11,266,510</u>

# Fiscal Year 2024/25



CITY of CALABASAS

---

## **Civic Center O&M** **(Department 136)**

The Administrative Services Department includes Civic Center Operations and Maintenance. Facilities engineering is in charge of and responsible for the care and maintenance of the Civic Center. Duties include: HVAC, lighting controls and fixtures, plumbing (except irrigation), fire/life/safety systems, standby emergency power, elevators, and janitorial services.



**DETAILED BUDGET FY 2024-25 FY 2025-26**

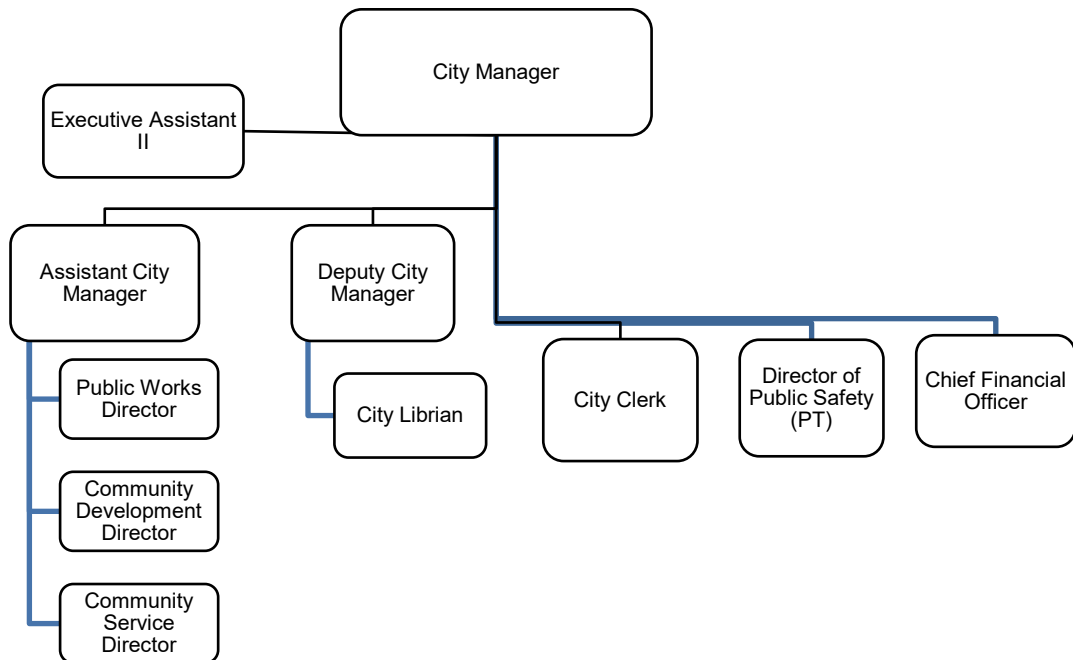
Budget Account	Account Name	FY 22/23 Actual	FY 23/24 Current Budget	FY 23/24 CY Estimate	FY 24/25 Recommended	FY 25/26 Recommended
<u>Division: 136 - Civic Center O&amp;M</u>						
10-136-5221-00	Special Dept. Supplies	13,111	10,000	10,000	10,000	10,000
10-136-5221-03	Facility Maintenance	124,003	65,000	100,000	100,000	104,000
10-136-5238-00	Rent Equipment	4,692	1,000	1,000	1,000	1,040
10-136-5239-00	Equipment Maintenance	10,669	25,000	25,000	50,000	52,000
10-136-5240-00	Utilities - Electric	113,990	100,000	100,000	100,000	104,000
10-136-5240-01	Utilities - Water	9,785	10,000	10,000	8,000	8,320
10-136-5240-02	Utilities - Gas	18,407	15,000	15,000	10,000	10,400
10-136-5252-00	Contractual Services	-	-	-	-	-
10-136-5416-00	Miscellaneous Expenditure	1,388	5,000	5,000	5,000	5,200
10-136-5500-01	Security	71,519	60,000	60,000	60,000	62,400
10-136-6500-00	Capital Outlay	-	-	-	-	-
		<u>367,563</u>	<u>291,000</u>	<u>326,000</u>	<u>344,000</u>	<u>357,360</u>



## City Manager (Department 141)

The City Manager is appointed by the City Council to implement and administer the City Council's decisions and policy directives. The City Manager has significant responsibility for the operation of the City including: assisting the City Council on policy matters, establishing procedures for policy/program implementation, maintaining the delivery of established services within the community, hiring and assigning employees, regulating and allocating the use of resources, and implementation of federal and state mandates as appropriate.

Additionally, the City Manager directs and coordinates the activities of various City departments, Department Heads and a contract with Los Angeles County Sheriff for public safety services. The City Manager helps the organization anticipate and adapt to change, and represents the organization within the community and with other government agencies.



**DETAILED BUDGET FY 2024-25 FY 2025-26**

Budget Account	Account Name	FY 22/23 Actual	FY 23/24 Current Budget	FY 23/24 CY Estimate	FY 24/25 Recommended	FY 25/26 Recommended
<u>Division: 141 - City Management</u>						
10-141-5220-00	Office Supplies	579	1,000	1,000	1,000	1,040
10-141-5221-00	Special Dept. Supplies	59	1,000	1,000	500	520
10-141-5226-00	Dues and Memberships	83	900	900	500	520
10-141-5228-00	Publications	-	-	-	-	-
10-141-5252-00	Contractual Services	30,700	25,000	25,000	75,000	78,000
10-141-5270-00	Business Meeting & Conference	10,592	9,000	9,000	10,000	10,400
10-141-5416-00	Miscellaneous Expenditure	-	-	-	-	-
10-141-5430-00	Mileage Reimbursement	-	-	-	-	-
		42,013	36,900	36,900	87,000	90,480



## Finance

(Department 151, 152)

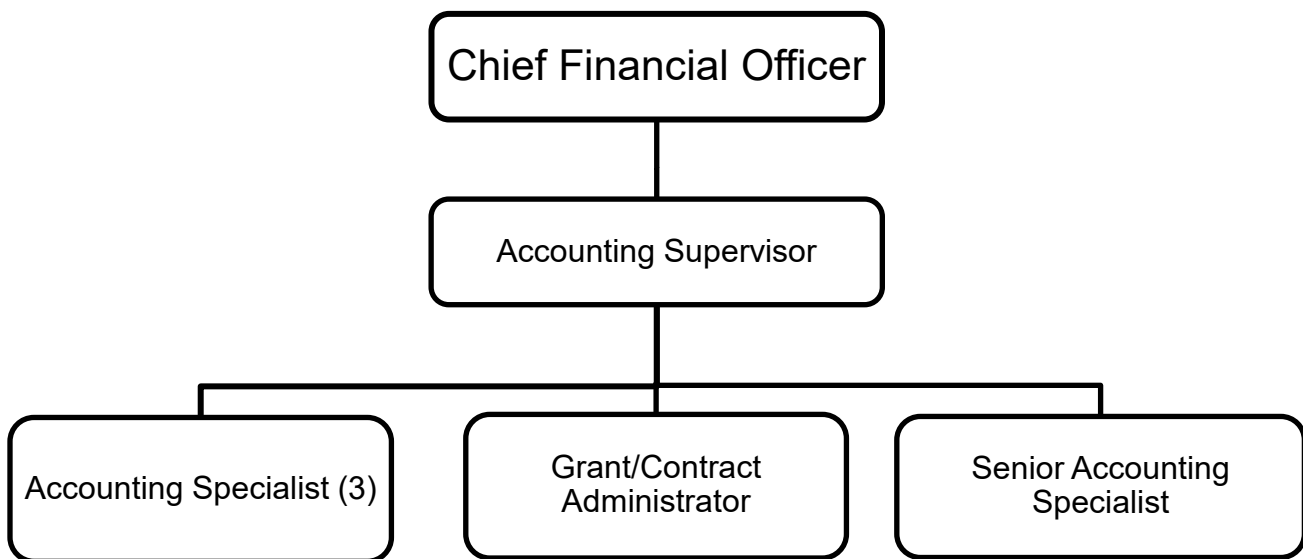
The Finance Department is charged with providing financial management, budgeting, accounting, cash management, billing, revenue collection, payroll, fixed assets management, purchasing and general administrative support services for the City and Las Virgenes Parking Authority.

Services provided through the finance and accounting functions include the maintenance of reliable accounting records, payment of approved demands against the City treasury, financial statement reporting, and preparation of the annual budget with the City Manager, prudent fiscal planning, payroll and payroll reporting, debt and franchise administration.

Internal controls are established and maintained to ensure that the assets of the City are protected from loss, theft or misuse and to ensure that adequate accounting data allows for the preparation of financial statements in conformity with generally accepted accounting principles. Internal controls are evaluated to determine that the cost does not exceed the benefits likely to be derived.

The cash management function is responsible for the prudent investment of surplus funds. The City's Investment Policy directs the investment of City monies with the following priorities established: preservation and safety of principal, liquidity necessary to meet daily cash flow requirements and maximized yield after the first two priorities are met. The Investment Policy is reviewed annually and is submitted to the City Council for approval.

The administrative support function covers a wide range of activities that include office equipment maintenance, purchasing, mail processing, office supplies procurement and coordinating the City Council Budget sub-Committee meetings.



**DETAILED BUDGET FY 2024-25 FY 2025-26**

Budget Account	Account Name	FY 22/23 Actual	FY 23/24 Current Budget	FY 23/24 CY Estimate	FY 24/25 Recommended	FY 25/26 Recommended
<u>Division: 151 - Financial Management</u>						
10-151-5220-00	Office Supplies	1,870	2,000	2,000	2,000	2,080
10-151-5221-00	Special Dept. Supplies	85	1,000	1,000	1,000	1,000
10-151-5222-00	Printing	1,136	2,000	2,000	2,000	-
10-151-5226-00	Dues and Memberships	750	500	500	500	520
10-151-5228-00	Publications	-	-	-	-	-
10-151-5235-00	Computer Hardware	-	-	-	-	-
10-151-5235-01	Computer Software	-	400	400	400	416
10-151-5252-00	Contractual Services	211,693	160,000	160,000	160,000	166,400
10-151-5270-00	Business Meeting & Conference	1,069	1,400	1,400	1,400	1,456
10-151-5285-00	Training	1,299	3,000	3,000	3,000	3,000
10-151-5416-00	Miscellaneous Expenditure	-	-	-	-	-
10-151-5430-00	Mileage Reimbursement	-	400	400	400	416
10-151-6500-00	Capital Outlay	-	-	-	-	-
10-151-6503-48	FINANCIAL SOFTWARE	-	200,000	200,000	75,000	-
		<u>217,902</u>	<u>370,700</u>	<u>370,700</u>	<u>245,700</u>	<u>175,288</u>
<u>Division: 152 - Payroll &amp; Revenue</u>						
10-152-5220-00	Office Supplies	-	-	-	-	-
10-152-5221-00	Special Dept. Supplies	-	-	-	-	-
10-152-5226-00	Dues and Memberships	-	-	-	-	-
10-152-5235-01	Computer Software	-	-	-	-	-
10-152-5252-00	Contractual Services	-	-	-	-	-
10-152-5270-00	Business Meeting & Conference	-	-	-	-	-
10-152-5285-00	Training	-	-	-	-	-
10-152-5430-00	Mileage Reimbursement	-	-	-	-	-
		<u>-</u>	<u>-</u>	<u>-</u>	<u>-</u>	<u>-</u>



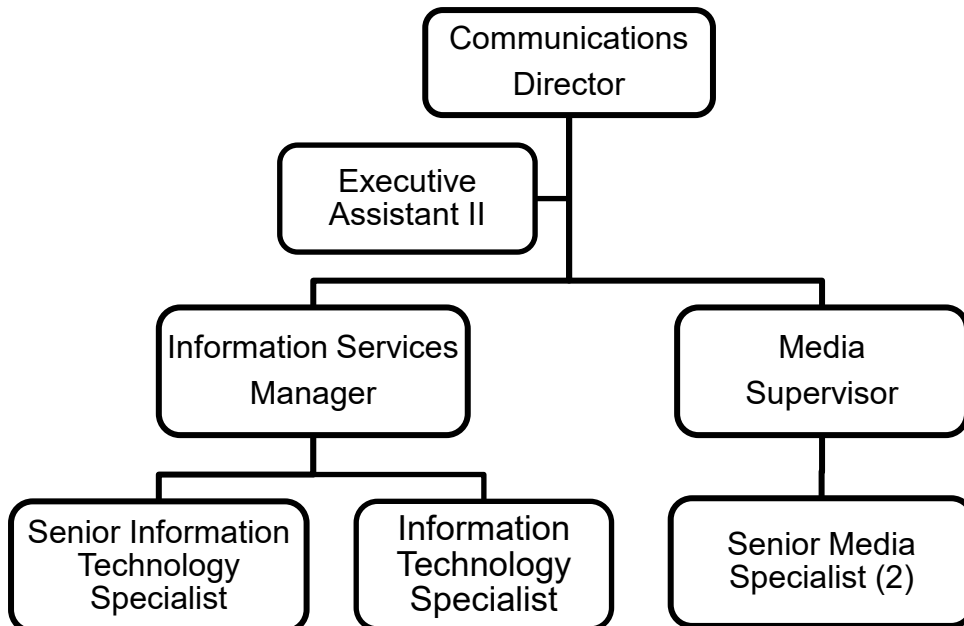
## Communications (Department 161, 162, 163)

The Communications Department is responsible for providing timely and accurate information to the public about the City and its departments, its projects, and its leadership. The Communications Department has three main functions: Public information, including its external and internal website content and social media; CTV Channel 3, the City's cable television channel; and overseeing the City's Information Systems (IS).

The Communications Department oversees a large social media presence for a city its size. Calabasas residents are very plugged-in to technology so the City puts out information where residents use technology. The City utilizes Twitter, Facebook, Instagram, YouTube and Nextdoor, on top of its own rich website, to keep residents informed. Web, TV and social media content consists of high-quality videos and graphics to deliver the message.

CTV Channel 3 programming is accessible to all Calabasas residents served by a cable provider. All of the TV channel's content is also viewable by a web stream link on the City's website. CTV Channel 3 produces all meetings of the Calabasas City Council, all City Commissions, as well as meetings of the Las Virgenes Unified School District Board of Education.

The Communications Department's IS Division is responsible for designing, deploying, maintaining and upgrading City's technology infrastructure. It provides technical solutions to meet City's business needs and provides technical support for computer hardware, software, mobile devices and online services. The IS Division is also responsible for providing security and backup-disaster recovery solutions for the City's technology infrastructure and providing cybersecurity and technical trainings to users. The IS Division currently supports over 130 users, 195 desktop and laptop computers, 45 printers/copiers and 30 servers in City Hall, Library, Senior Center, Tennis and Swim Center and De Anza Park; the VoIP phone system in City Hall, Library and Senior Center; and 74 mobile devices for the city users. The IS Division also supports the City's website, web streaming system, email system, financial information system, permit system, geographic information system (GIS), document management system, online class registration system, library system, virtual meeting system, mobile Apps and audio/video systems in City hall and the library. Additionally, The IS Division also supports public Wi-Fi services in multiple city facilities.





## Public Information (Department 161)

The Communications Department includes the function of providing Public Information, including its external and internal website content and social media; as well as the CTV Channel 3, the City's cable television channel.

The Communications Department oversees a large social media presence. As Calabasas residents are plugged-in to technology so the City puts the information where residents use technology, through Twitter, Facebook, Instagram, etc. Web, TV and social media content consists of high-quality videos and graphics to deliver the message.

The CTV Channel 3 programming is accessible to all Calabasas residents served by a cable provider. All of the TV channel's content is also viewable by a web stream link on the City's website. CTV Channel 3 produces all meetings of the Calabasas City Council, all City Commissions, as well as meetings of the Las Virgenes Unified School District Board of Education.

**DETAILED BUDGET FY 2024-25 FY 2025-26**

Budget Account	Account Name	FY 22/23 Actual	FY 23/24 Current Budget	FY 23/24 CY Estimate	FY 24/25 Recommended	FY 25/26 Recommended
<u>Division: 161 - Public Information</u>						
10-161-5208-00	Telephone	61,532	80,000	80,000	80,000	83,200
10-161-5220-00	Office Supplies	1,300	1,000	1,000	1,200	1,200
10-161-5221-00	Special Dept. Supplies	14,368	5,000	5,000	5,000	5,200
10-161-5222-00	Printing	-	-	-	-	-
10-161-5226-00	Dues and Memberships	901	2,000	2,000	2,500	2,600
10-161-5228-00	Publications	269	500	500	500	520
10-161-5235-00	Computer Hardware	9,397	4,000	4,000	5,000	5,200
10-161-5238-00	Rent Equipment	-	1,500	1,500	1,500	1,560
10-161-5252-00	Contractual Services	126,162	35,000	35,000	50,000	52,000
10-161-5252-17	Film Permit Services	-	-	-	-	-
10-161-5260-00	City Newsletter\Promotions	1,611	-	-	-	-
10-161-5270-00	Business Meeting & Conference	7,988	10,000	10,000	10,000	10,400
10-161-5285-00	Training	50	250	250	1,500	1,500
10-161-5430-00	Mileage Reimbursement	25	100	100	100	104
10-161-6500-00	Videography Equipment	-	-	-	-	-
10-161-6503-77	Workstation Phone System	-	100,000	100,000	-	-
		<u>223,602</u>	<u>239,350</u>	<u>239,350</u>	<u>157,300</u>	<u>163,484</u>





## Information Technology (Department 162)

The Communication Department's Information Services (IS) Division is responsible for designing, deploying, maintaining, and upgrading the City's technology infrastructure. The Division provides technical solutions to meet the City's business needs.

The IS Division is responsible for providing security and backup-disaster recovery solutions for the City's technology infrastructure and providing cyber security and technical trainings to users. The IS Division currently supports over 130 users, 195 desktop and laptop computers, 45 printers/copiers and 30 servers in multiple city facilities.

**DETAILED BUDGET FY 2024-25 FY 2025-26**

Budget Account	Account Name	FY 22/23 Actual	FY 23/24 Current Budget	FY 23/24 CY Estimate	FY 24/25 Recommended	FY 25/26 Recommended
<u>Division: 162 - Information Technology</u>						
10-162-5220-00	Office Supplies	253	1,000	1,000	1,000	1,040
10-162-5221-00	Special Dept. Supplies	9,146	12,000	12,000	12,000	12,480
10-162-5226-00	Dues and Memberships	255	300	300	400	416
10-162-5228-00	Publications	189	-	-	-	-
10-162-5235-00	Computer Hardware	70,248	125,000	125,000	125,000	130,000
10-162-5235-01	Computer Software	91,835	60,000	60,000	60,000	62,400
10-162-5252-00	Contractual Services	71,011	30,000	30,000	50,000	52,000
10-162-5270-00	Business Meeting & Conference	2,978	20,000	20,000	5,000	5,200
10-162-5285-00	Training	1,158	4,000	4,000	5,000	5,200
10-162-5430-00	Mileage Reimbursement	-	-	-	-	-
10-162-6500-00	Capital Outlay	-	-	-	-	-
		<u>247,074</u>	<u>252,300</u>	<u>252,300</u>	<u>258,400</u>	<u>268,736</u>

# Fiscal Year 2024/25



CITY *of* CALABASAS

---

## Telecom Regulation (Department 163)

The Communications Department is responsible for administering the telecom regulation contract with an outside firm. The City receives updates about pending and future legislation and can provide support or opposition to such actions.

**DETAILED BUDGET FY 2024-25 FY 2025-26**

Budget Account	Account Name	FY 22/23 Actual	FY 23/24 Current Budget	FY 23/24 CY Estimate	FY 24/25 Recommended	FY 25/26 Recommended
<u>Division: 163 - Telecom Regulation</u>						
10-163-5221-00	Special Dept. Supplies	-	-	-	-	-
10-163-5226-00	Dues and Memberships	-	-	-	-	-
10-163-5252-00	Contractual Services	1,175	-	-	-	-
		1,175	-	-	-	-

# Fiscal Year 2024/25



CITY of CALABASAS

---

## **L.A. County Sheriff's Department (Department 211)**

The City Manager administers the City's contract with the Los Angeles County Sheriff's Office for law enforcement services, including patrol, traffic, investigative, and crime prevention services. The Sheriff's Office, is responsible for law enforcement services within the City, as well as the protection of all residents, schools, and public education promoting self-protective measures that limit victimization. The City also coordinates all police volunteers and volunteer programs through the Lost Hills Sheriff Station located at 27050 Agoura Road.

**DETAILED BUDGET FY 2024-25 FY 2025-26**

Budget Account	Account Name	FY 22/23 Actual	FY 23/24 Current Budget	FY 23/24 CY Estimate	FY 24/25 Recommended	FY 25/26 Recommended
<u>Division: 211 - LA Co. Sheriff's Department</u>						
10-211-5221-00	Special Dept. Supplies	1,362	42,100	15,000	-	-
10-211-5252-00	Contractual Services	5,142,308	5,525,000	5,550,000	5,775,000	6,006,000
10-211-5252-63	LA Co. Sheriff Reimbursable	-	50,000	50,000	50,000	52,000
10-211-5256-00	Contractual Services	-	-	-	45,000	46,800
		<u>5,143,670</u>	<u>5,617,100</u>	<u>5,615,000</u>	<u>5,870,000</u>	<u>6,104,800</u>

# Fiscal Year 2024/25



CITY of CALABASAS

---

## **L.A. County Fire District (Department 221)**

All fire, emergency medical services, and forestry services are provided to residents through the Consolidated Fire Protection District of Los Angeles County or commonly known as the Los Angeles County Fire Department. The Fire District is funded directly by residents' property taxes and a special tax approved by the voters of Los Angeles County.

**DETAILED BUDGET FY 2024-25 FY 2025-26**

Budget Account	Account Name	FY 22/23 Actual	FY 23/24 Current Budget	FY 23/24 CY Estimate	FY 24/25 Recommended	FY 25/26 Recommended
<u>Division: 221 - LA Co. Fire District</u>						
10-221-5252-00	Contractual Services	20,810	20,810	20,810	20,810	21,642





## **Public Safety & Emergency Preparedness (Department 222)**

When requested by City Council, the department will advise on matters related to public safety, crime and fire prevention, emergency preparedness and response, and service contracts within their purview. The department will make recommendations to the City Manager regarding budgets pertaining to public safety services.

Provides information to the City of Calabasas residents regarding public safety and emergency preparedness. Information includes personal safety tips, Wildland Fire Preparedness, Earthquake Preparedness, Community Emergency Response Team (CERT), False Alarm Program, Public Safety Commission, and shelter sites.

**DETAILED BUDGET FY 2024-25 FY 2025-26**

Budget Account	Account Name	FY 22/23 Actual	FY 23/24 Current Budget	FY 23/24 CY Estimate	FY 24/25 Recommended	FY 25/26 Recommended
<u>Division: 222 - Public Safety and Emergency Preparedness</u>						
10-222-5220-00	Office Supplies	1,474	300	300	300	312
10-222-5221-00	Special Dept. Supplies	4,137	6,000	6,000	6,000	6,240
10-222-5222-00	Printing	441	3,000	3,000	3,000	3,120
10-222-5226-00	Dues and Memberships	255	500	500	500	520
10-222-5235-00	Computer Hardware	-	-	-	-	-
10-222-5235-01	Computer Software	-	-	-	-	-
10-222-5252-00	Contractual Services	71,924	17,500	17,500	17,500	18,200
10-222-5252-06	Special Events	17,379	21,900	21,900	21,900	22,776
10-222-5270-00	Business Meeting & Conference	4,338	16,900	16,900	16,900	17,576
10-222-5430-00	Mileage Reimbursement	-	-	-	-	-
		<u>99,948</u>	<u>66,100</u>	<u>66,100</u>	<u>66,100</u>	<u>68,744</u>

# Fiscal Year 2024/25



CITY of CALABASAS

---

## **L.A. County Animal Services** (Department 231)

The Animal/Vector Control Division is responsible for administering the City's Animal/Vector control activities, and the City's contract with Los Angeles County Animal Services Department for animal shelter services, and occasional after hours service, particularly in support of public safety activity.

**DETAILED BUDGET FY 2024-25 FY 2025-26**

Budget Account	Account Name	FY 22/23 Actual	FY 23/24 Current Budget	FY 23/24 CY Estimate	FY 24/25 Recommended	FY 25/26 Recommended
<u>Division: 231 - LA Co. Animal Care</u>						
10-231-5252-00	Contractual Services	89,321	80,000	85,000	90,000	93,600



## Public Works (Department 300s)

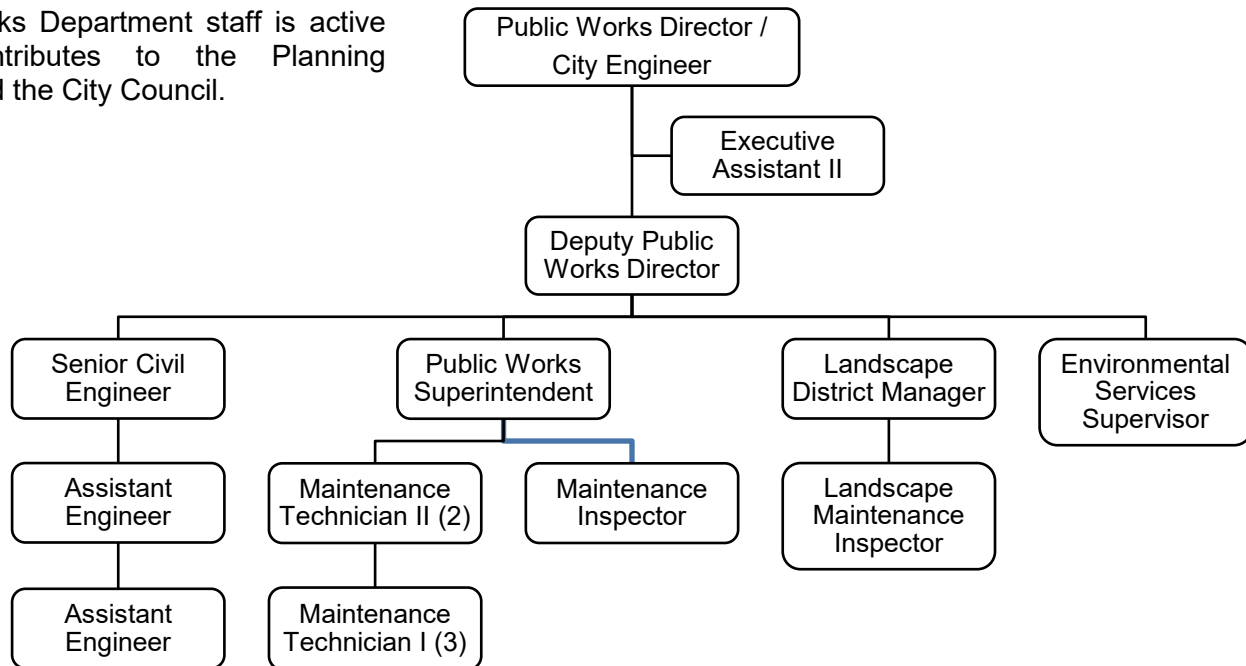
The Public Works Department is responsible for a number of maintenance and service programs, including street maintenance, public transit, storm water, and other utilities. The Department is also responsible for the administration and implementation of the City's Capital Improvement Program as well as plan checking and construction inspections of Private Development Projects. The Department administers contracts for street repairs, street sweeping, traffic signal maintenance and other related maintenance and repairs. Department personnel perform minor street maintenance, stenciling, sign installation, roadside weed and litter abatement, graffiti abatement and fleet maintenance. The Department is also responsible for the formation and administration of the City's Landscape Maintenance Assessment Districts. The Department maintains the public streets parkway trees; landscape maintenance of public medians, city parks and freeway on/off ramps; annual weed abatement for specified city owned open space parcels and city parks. The Environmental Division within the department ensures the City's environmental integrity through water and land program monitoring, management of waste and recycling programs, and city conservation.

The various funding sources for Public Works activities include: General Fund, Road Maintenance and Rehabilitation Account Fund, Gas Tax Fund, Transit and Transportation Funds (Prop A, Prop C, Measure R & Measure M, FHWA - Federal Highway Administration), Five Special Assessment Districts, SB1 and AB 939.

The Public Works Department participates and administers the following City Commissions:

- Environmental Commission
- Traffic and Transportation Commission

The Public Works Department staff is active with and contributes to the Planning Commission and the City Council.





## **Administration & Engineering (Department 311)**

Public Works Engineering is responsible for projects designed and managed with in-house staff as well as by professional consultants. Work includes major project management, drainage and sewer master planning, pavement management, general surveying, engineering, technical oversight and review, construction drawings and contract document preparation, construction quality assurance, contract administration, and inspection related to capital improvement, utility public encroachment, and development entitlement. Typical projects include arterial highway and local roads rehabilitation and reconstruction, drainage, sewer, and water improvement together with various special projects.

Construction Engineering is responsible for construction management of the City's Capital Improvement Program. This unit also provides contract administration and construction inspection to ensure timely and high-quality completion of projects. Field inspectors provide construction inspection services for on-site grading and all work done in the Public right-of-way, including work done under a Public Works Permit.

**DETAILED BUDGET FY 2024-25 FY 2025-26**

Budget Account	Account Name	FY 22/23 Actual	FY 23/24 Current Budget	FY 23/24 CY Estimate	FY 24/25 Recommended	FY 25/26 Recommended
<u>Division: 311 - Administration &amp; Engineering</u>						
10-311-5220-00	Office Supplies	1,328	500	500	750	780
10-311-5221-00	Special Dept. Supplies	718	1,500	1,500	4,500	4,680
10-311-5222-00	Printing	301	1,000	1,000	2,500	2,600
10-311-5226-00	Dues and Memberships	1,382	1,500	1,500	1,500	1,560
10-311-5228-00	Publications	-	200	200	-	-
10-311-5235-00	Computer Hardware	-	-	-	-	-
10-311-5235-01	Computer Software	9,028	9,000	9,000	7,500	7,875
10-311-5252-00	Contractual Services	124,268	80,000	80,000	120,000	124,800
10-311-5252-06	Special Events	11,857	12,000	12,000	12,000	12,480
10-311-5270-00	Business Meeting & Conference	5,272	2,900	2,900	2,900	3,016
10-311-5285-00	Training	475	-	-	5,000	5,200
10-311-5416-00	Miscellaneous Expenditure	428	-	-	-	-
10-311-5430-00	Mileage Reimbursement	22	-	-	-	-
10-311-6503-80	Vehicle Purchase	-	-	-	-	-
		155,080	108,600	108,600	156,650	162,991



## Street Maintenance Services

### (Department 312)

Street Maintenance Services is responsible for maintaining all City streets and rights-of-way and for administering related capital improvement projects. Street Maintenance Services personnel perform minor street maintenance, crack sealing, pothole repair, road reflectors, curb painting, curb repair, striping, tree and shrub clearing and trimming, bus stop and bench maintenance/sanitizing, graffiti removal, sidewalk trip hazard inspection and mitigation, homeless debris cleanup, City street light maintenance, City camera cleaning, ADA conformance, vehicle accident cleanup, storm event cleanup, mud and debris clearing during storm and emergency events, minor parking enforcement and removal of unauthorized trash bins, speed feedback sign placement and maintenance, roadside litter and weed removal, storm drain maintenance, and street sign installation and repair . Major street repairs, street sweeping and traffic signal maintenance are contracted along with the design and construction of major street improvement projects.



**DETAILED BUDGET FY 2024-25 FY 2025-26**

Budget Account	Account Name	FY 22/23 Actual	FY 23/24 Current Budget	FY 23/24 CY Estimate	FY 24/25 Recommended	FY 25/26 Recommended
<u>Division: 312 - Street Maintenance Services</u>						
10-312-5100-00	Full Time Salaries	92,643	-	-	-	-
10-312-5103-01	CalPERS City Paid EmployeeCost	8,249	-	-	-	-
10-312-5103-02	CalPERS Employer Cost	8,249	-	-	-	-
10-312-5104-00	Benefits	-	-	-	-	-
10-312-5104-02	Medical Insurance	16,501	-	-	-	-
10-312-5104-03	Dental Insurance	6,188	-	-	-	-
10-312-5104-04	Vision Insurance	2,062	-	-	-	-
10-312-5106-00	Employer Taxes	-	-	-	-	-
10-312-5220-00	Office Supplies	182	800	800	800	832
10-312-5221-00	Special Dept. Supplies	4,665	5,000	5,000	5,000	5,200
10-312-5226-00	Dues and Memberships	1,497	1,200	1,200	1,200	1,248
10-312-5240-00	Utilities - Electric	1,558	5,500	2,500	2,750	2,860
10-312-5240-01	Utilities - Water	63,980	145,000	100,000	100,000	100,000
10-312-5252-00	Contractual Services	1,645	10,000	15,000	50,000	52,000
10-312-5252-10	Road safety/Shoulder/Pky maint	108,398	45,000	45,000	45,000	46,800
10-312-5252-12	Drain Maint & Catch Basin Clen	9,606	2,000	2,000	2,000	2,080
10-312-5252-15	Street/Sidewalk Repair	20,132	60,000	60,000	60,000	62,400
10-312-5252-20	Street Sweeping	78,964	100,800	110,000	110,000	114,400
10-312-5252-30	Intersection Light & Maint	-	-	-	-	-
10-312-5252-80	Tree Trimming	343	3,000	3,000	15,000	15,600
10-312-5252-81	Graffiti Removal	641	700	700	700	728
10-312-5252-83	General Landscape Maintenance	235,940	285,000	425,000	500,000	500,000
10-312-5722-00	Tree Removal	-	-	-	-	-
10-312-6500-00	Capital Outlay	-	-	-	-	-
10-312-6502-12	Street - Rubberized Overlay	50,000	-	-	-	-
		<u>711,445</u>	<u>664,000</u>	<u>770,200</u>	<u>892,450</u>	<u>904,148</u>



## Water Quality Enhancement (Department 313)

The Environmental Division within the Public Works Department ensure the City's environmental integrity through water and land program monitoring management of waste and recycle programs, as well as city conservation. Environmental Division works with other governmental agencies on various clean water and watershed maintenance programs and initiatives as well as funding opportunities.

**DETAILED BUDGET FY 2024-25 FY 2025-26**

Budget Account	Account Name	FY 22/23 Actual	FY 23/24 Current Budget	FY 23/24 CY Estimate	FY 24/25 Recommended	FY 25/26 Recommended
<u>Division: 313 - Water Quality Enhancement</u>						
10-313-5221-00	Special Dept. Supplies	-	200	200	-	-
10-313-5226-00	Dues and Memberships	-	300	300	-	-
10-313-5252-00	Contractual Services	66,704	35,000	35,000	60,000	62,400
10-313-5252-27	Compliance Monitoring Program	111,189	120,000	120,000	120,000	124,800
10-313-5252-28	Sewer Infrastructure Managemnt	9,015	-	-	15,000	15,600
10-313-5265-00	Advertising	-	-	-	-	-
10-313-5270-00	Business Meeting & Conference	64	400	400	-	-
10-313-5430-00	Mileage Reimbursement	-	-	-	-	-
10-313-5543-00	Malibu Creek Watershed EWMP	-	-	-	-	-
10-313-6500-00	Capital Outlay	-	-	-	-	-
		<u>186,972</u>	<u>155,900</u>	<u>155,900</u>	<u>195,000</u>	<u>202,800</u>



## General Landscape Maintenance (Department 321)

Within the City, the Public Works Landscape Division is responsible to manage - public streets trees, landscape maintenance of certain specified public sidewalks and medians, city parks, annual weed abatement for fire safety of - open space parcels and city parks, and landscape maintenance within Landscape Maintenance District 22 (LMD 22) and Landscape Lighting Act Districts 22, 24, 27 & 32 (LLAD 22, 24, 27 & 32).

The Division oversees and manages the administration of the City's Landscape Maintenance Assessment Districts. The City of Calabasas receives funding for and maintains five (5) special assessment districts within the city. One district, LMD 22, is funded via an ad valorem tax. The other four districts (LLAD 22, 24, 27 & 32) are funded via special assessments that were voted on by parcel owners of record within those districts.

**DETAILED BUDGET FY 2024-25 FY 2025-26**

Budget Account	Account Name	FY 22/23 Actual	FY 23/24 Current Budget	FY 23/24 CY Estimate	FY 24/25 Recommended	FY 25/26 Recommended
<u>Division: 321 - General Landscape Maintenance</u>						
10-321-5208-00	Telephone	504	500	500	500	520
10-321-5220-00	Office Supplies	244	200	200	-	-
10-321-5222-00	Printing	-	-	-	-	-
10-321-5226-00	Dues and Memberships	1,559	200	200	200	208
10-321-5228-00	Publications	-	-	-	-	-
10-321-5240-00	Utilities - Electric	1,747	1,000	1,000	1,000	1,040
10-321-5240-01	Utilities - Water	65,551	95,800	95,800	75,000	78,000
10-321-5252-00	Contractual Services	130,654	20,000	20,000	60,000	62,400
10-321-5252-21	Arbor Day	-	-	-	5,000	5,200
10-321-5252-50	Annual Fuel Reduction	151,771	180,000	180,000	150,000	156,000
10-321-5252-80	Tree Trimming	55,492	44,600	90,000	60,000	62,400
10-321-5252-83	General Landscape Maintenance	287,371	265,400	265,400	250,000	260,000
10-321-5270-00	Business Meeting & Conference	1,809	200	200	750	780
10-321-5716-00	Pest Abatement	13,705	2,800	2,800	2,500	2,600
10-321-5722-00	Tree Removal	49,567	22,800	45,000	35,000	36,400
10-321-6502-36	Tree Planting	5,824	25,000	10,000	20,000	25,000
10-321-6503-68	Turf Landscape Replacement	97,767	-	-	-	-
		<u>863,564</u>	<u>658,500</u>	<u>711,100</u>	<u>659,950</u>	<u>690,548</u>



## Transportation Planning (Department 331)

The City of Calabasas has adopted new transportation impact thresholds to adhere to CEQA requirements and providing guidance on conducting transportation studies in the City. A new performance metric, new guidelines as they pertain to Vehicle Miles of Travel (VMT) and Level of Service (LOS) has been adopted by the City Council.

**DETAILED BUDGET FY 2024-25 FY 2025-26**

Budget Account	Account Name	FY 22/23 Actual	FY 23/24 Current Budget	FY 23/24 CY Estimate	FY 24/25 Recommended	FY 25/26 Recommended
<u>Division: 331 Transportation Planning</u>						
10-331-5220-00	Office Supplies	13	100	100	-	-
10-331-5221-00	Special Dept. Supplies	13	400	400	-	-
10-331-5226-00	Dues and Memberships	-	-	-	-	-
10-331-5235-01	Computer Software	-	100	100	-	-
10-331-5252-00	Contractual Services	6,511	2,000	2,000	2,000	2,080
10-331-5270-00	Business Meeting & Conference	-	-	-	-	-
10-331-5430-00	Mileage Reimbursement	-	-	-	-	-
		<u>6,537</u>	<u>2,600</u>	<u>2,600</u>	<u>2,000</u>	<u>2,080</u>



## Transportation Engineer/Operations (Department 332)

The Transportation Engineering/Operations performs the following functions:

- traffic signal maintenance
- traffic striping, signing and marking
- street lights
- Roadway, parkway and shoulder maintenance





## **Transit Services**

### **(Department 333)**

Transit services is responsible for providing a safe, reliable, and efficient transportation system which services the residential, commercial and industrial needs of the community. Transit Services provides oversight of the operation and maintenance of public transit programs.

The City of Calabasas provides its own public transit service consisting of one citywide route (Line 1), four peak-hour routes (Line 2-5), pilot microtransit service, Dial-A-Ride for seniors and disabled, and seasonal services (Calabasas Trolley and Beach Bus).

This program is operated through funding from Proposition A and Proposition C. Transit operations are also partially funded through the fares paid by the peak-hour riders.

**DETAILED BUDGET FY 2024-25 FY 2025-26**

Budget Account	Account Name	FY 22/23 Actual	FY 23/24 Current Budget	FY 23/24 CY Estimate	FY 24/25 Recommended	FY 25/26 Recommended
<u>Division: 332 Transportation Eng/Operations</u>						
10-332-5220-00	Office Supplies	20	100	100	100	104
10-332-5221-00	Special Dept. Supplies	1,003	1,000	1,000	1,000	1,040
10-332-5226-00	Dues and Memberships	-	500	500	500	520
10-332-5228-00	Publications	461	300	300	300	312
10-332-5235-01	Computer Software	6,122	1,000	1,000	1,000	1,040
10-332-5237-00	Vehicle Maintenance	3,380	25,000	25,000	25,000	26,000
10-332-5237-01	Vehicle Gasoline / Oil	22,628	11,800	11,800	30,000	31,200
10-332-5237-02	Vehicle Registration DMV	-	-	-	-	-
10-332-5240-00	Utilities - Electric	99,226	100,000	100,000	100,000	104,000
10-332-5252-00	Contractual Services	23,573	20,000	20,000	60,000	62,400
10-332-5252-10	Road safety/Shoulder/Pky maint	945	5,000	5,000	5,000	5,200
10-332-5252-24	Property Damage & Repairs	704	20,000	20,000	20,000	20,800
10-332-5252-40	Striping, Signing & Marking	79,464	50,000	50,000	60,000	62,400
10-332-5252-54	Bridges - Inspection & Repair	-	-	-	-	-
10-332-5252-60	Traffic Signal/Lighting	92,658	85,000	85,000	85,000	88,400
10-332-5270-00	Business Meeting & Conference	-	700	700	-	-
10-332-5430-00	Mileage Reimbursement	-	-	-	-	-
10-332-6503-66	Mobile Equipment Purchase	19,990	-	-	-	-
		<u>350,173</u>	<u>320,400</u>	<u>320,400</u>	<u>387,900</u>	<u>403,416</u>
<u>Division: 333 - Transit Services</u>						
10-333-5222-00	Printing	-	-	-	-	-
10-333-5263-01	Bus Incentive Program	-	-	-	-	-
10-333-5430-00	Mileage Reimbursement	-	-	-	-	-
		<u>-</u>	<u>-</u>	<u>-</u>	<u>-</u>	<u>-</u>



## Intergovernmental Relations (Department 334)

This division administers the citywide crossing guard services for Calabasas area schools during the academic school year. The City contributes funding annually to the Las Virgenes Unified School District for their before and after school program at local area schools within the City to assist with the morning and afternoon Peak hour traffic, in addition to providing support and sponsoring the Annual Walk to School Program for participating elementary and middle schools within the City.

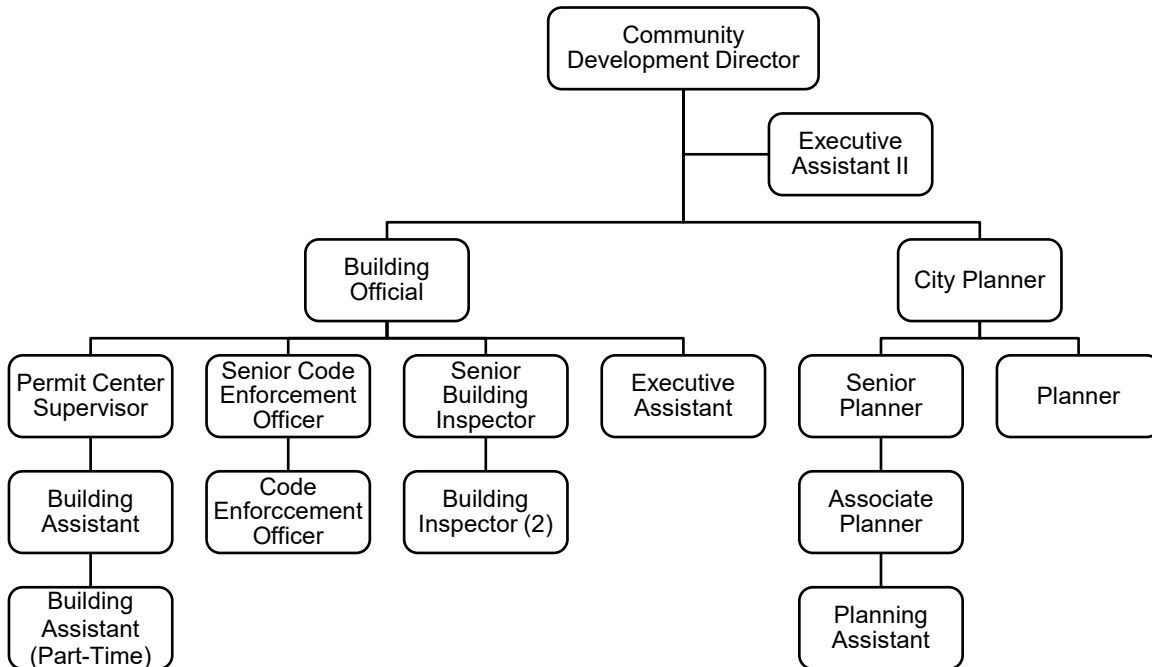
**DETAILED BUDGET FY 2024-25 FY 2025-26**

Budget Account	Account Name	FY 22/23 Actual	FY 23/24 Current Budget	FY 23/24 CY Estimate	FY 24/25 Recommended	FY 25/26 Recommended
<u>Division: 334 - Intergovernmental Relations</u>						
10-334-5220-00	Office Supplies	-	100	100	100	104
10-334-5222-00	Printing	-	-	-	-	-
10-334-5225-03	School Safety	20,250	20,250	20,250	20,250	20,250
10-334-5252-70	Crossing Guard	166,909	185,891	185,891	225,000	234,000
10-334-5252-75	School Programs	2,816	5,800	5,800	2,500	2,600
		<u>189,975</u>	<u>212,041</u>	<u>212,041</u>	<u>247,850</u>	<u>256,954</u>



## Community Development (Department 400s)

The Community Development Department is the primary department responsible for oversight of all development in the City. It is also responsible for administering and implementing the City's programs related to long range planning, housing programs and code compliance. As part of its development oversight, the Community Development Department serves the Council, the public and the development community in administration of the General Plan, the Zoning Code, applicable Specific Plans, and applicable State and Federal laws. Community Development activities are guided by the City's General Plan and the development policies and programs adopted by the City Council to implement the General Plan. The Department is comprised of four functional divisions: Administration, Building & Safety, Code Compliance, and Planning. The Department serves as staff to five City Commissions, Panels and Committees: the Planning Commission, the Historic Preservation Commission, the Communications and Technology Commission (when acting as a Planning Commission), the Architectural Review Panel and Development Review Committee. The Department also houses the Office of the City Prosecutor. Community Development Department staff is also responsible for monitoring and reviewing projects outside the City that impact Calabasas.





## **Community Development Administration (Department 411)**

Community Development Administration Division provides overall direction for the various divisions and provides support for each of the functions of the Department. The Administration Division also serves as staff to the City Council Community and Economic Development Subcommittee and Open Space Subcommittee. The Division is responsible for oversight of all development within the City, assisting in the administration of the General Plan, the Zoning Code, applicable Specific Plans, and applicable State and Federal Laws.

**DETAILED BUDGET FY 2024-25 FY 2025-26**

Budget Account	Account Name	FY 22/23 Actual	FY 23/24 Current Budget	FY 23/24 CY Estimate	FY 24/25 Recommended	FY 25/26 Recommended
<u>Division: Community Development Admin</u>						
10-411-5220-00	Office Supplies	2,733	4,000	4,000	4,000	4,160
10-411-5221-00	Special Dept. Supplies	1,356	1,300	1,300	3,000	3,120
10-411-5222-00	Printing	1,929	6,000	6,000	4,000	4,160
10-411-5226-00	Dues and Memberships	787	4,600	4,600	4,600	4,784
10-411-5228-00	Publications	23	200	200	500	520
10-411-5235-00	Computer Hardware	-	-	-	-	-
10-411-5235-01	Computer Software	62,734	125,000	125,000	125,000	130,000
10-411-5252-00	Contractual Services	11,125	3,000	3,000	10,000	10,400
10-411-5265-00	Advertising	1,710	2,000	2,000	2,000	2,000
10-411-5270-00	Business Meeting & Conference	3,082	4,200	4,200	6,000	6,240
10-411-5285-00	Training	365	3,000	3,000	3,000	3,120
10-411-5416-00	Miscellaneous Expenditure	-	-	-	-	-
10-411-5430-00	Mileage Reimbursement	13	-	-	-	-
10-411-6500-00	General Plan	-	-	-	-	-
10-411-6500-01	Objective Design Standards	-	-	-	-	200,000
10-411-6500-02	Adaptive Reuse	-	-	-	-	2,500
10-411-6500-03	ADU Plans	-	-	-	-	50,000
10-411-6500-04	Mission House	-	-	-	-	250,000
		85,857	153,300	153,300	162,100	671,004



## Planning Projects & Studies

(Department 412)

The Planning Projects and Studies Division is responsible for the administration of the City's development process including residential, commercial, institutional, industrial, and mixed uses. The Planning Department performs current and long range planning, enforces zoning and land use regulations, reviews site and development plans, provides technical support to City officials, including the Planning Commission and City Council, and implements activities relating to the enhancement of the community's economic base.



**DETAILED BUDGET FY 2024-25 FY 2025-26**

Budget Account	Account Name	FY 22/23 Actual	FY 23/24 Current Budget	FY 23/24 CY Estimate	FY 24/25 Recommended	FY 25/26 Recommended
<u>Division: 412 - Planning Projects &amp; Studies</u>						
10-412-5221-00	Special Dept. Supplies	77	-	-	-	-
10-412-5222-00	Printing	-	8,000	8,000	2,000	2,080
10-412-5226-00	Dues and Memberships	1,538	-	-	-	-
10-412-5232-03	Senior Rental Voucher	114,236	118,000	118,000	122,000	126,880
10-412-5250-69	Affordable Housing Exp	-	-	-	-	-
10-412-5252-00	Contractual Services	195,261	225,000	225,000	225,000	234,000
10-412-5252-22	Historic Site Markers	-	-	-	-	-
10-412-5270-00	Business Meeting & Conference	3,597	5,000	5,000	5,000	5,200
10-412-5285-00	Training	190	1,000	1,000	1,000	1,040
10-412-5416-05	Annexations	-	-	-	-	-
10-412-5419-00	Refunds - Deposits & Overpays	-	-	-	-	-
10-412-5430-00	Mileage Reimbursement	-	-	-	-	-
		<u>314,898</u>	<u>357,000</u>	<u>357,000</u>	<u>355,000</u>	<u>369,200</u>

# Fiscal Year 2024/25



CITY of CALABASAS

---

## **Building Inspection** (Department 415)

Building Inspection division provides permit issuance and building inspection services for all residential, commercial, institutional and industrial projects within city limits. Building inspection services are conducted on the project location site.

**DETAILED BUDGET FY 2024-25 FY 2025-26**

Budget Account	Account Name	FY 22/23 Actual	FY 23/24 Current Budget	FY 23/24 CY Estimate	FY 24/25 Recommended	FY 25/26 Recommended
<u>Division: 415 - Building Inspection</u>						
10-415-5220-00	Office Supplies	162	300	300	300	300
10-415-5221-00	Special Dept. Supplies	11,501	8,200	8,200	10,000	10,400
10-415-5222-00	Printing	125	-	-	-	-
10-415-5226-00	Dues and Memberships	1,225	-	-	-	-
10-415-5232-04	OWTS Inspections	-	-	-	-	-
10-415-5252-00	Contractual Services	931,770	625,000	800,000	850,000	884,000
10-415-5270-00	Business Meeting & Conference	-	-	-	-	-
10-415-5285-00	Training	70	5,000	5,000	3,000	3,120
10-415-5430-00	Mileage Reimbursement	-	-	-	-	-
		<u>944,854</u>	<u>638,500</u>	<u>813,500</u>	<u>863,300</u>	<u>897,820</u>



## Code Enforcement (Department 416)

The Building and Safety's Code Enforcement Division diligently enforces the City's Municipal Code for all City Departments. The Municipal Code is designed by City Council to preserve and enhance the community's safety, appearance, economic stability, land use policies, and preservation of the standards for quality of life that residents and businesses expect. Code Enforcement officers strive to utilize education and outreach to facilitate voluntary compliance with codes and other laws. Code Enforcement's success rate for voluntary compliance is extremely high; however, when voluntary compliance is not attainable, the Code Enforcement team is also the liaison and partner to the City Prosecutor's Office. Advanced enforcement remedies with the City Prosecutor also included both civil and criminal actions.

**DETAILED BUDGET FY 2024-25 FY 2025-26**

Budget Account	Account Name	FY 22/23 Actual	FY 23/24 Current Budget	FY 23/24 CY Estimate	FY 24/25 Recommended	FY 25/26 Recommended
<u>Division: 416 - Code Compliance</u>						
10-416-5220-00	Office Supplies	27	-	-	-	-
10-416-5226-00	Dues and Memberships	100	100	100	2,000	2,000
10-416-5252-00	Contractual Services	-	20,000	20,000	30,000	30,000
10-416-5252-16	Code Enforcement Prosecutor	40,698	30,000	100,000	50,000	52,000
10-416-5285-00	Training	-	2,000	2,000	2,000	2,080
		<u>40,825</u>	<u>52,100</u>	<u>122,100</u>	<u>84,000</u>	<u>86,080</u>

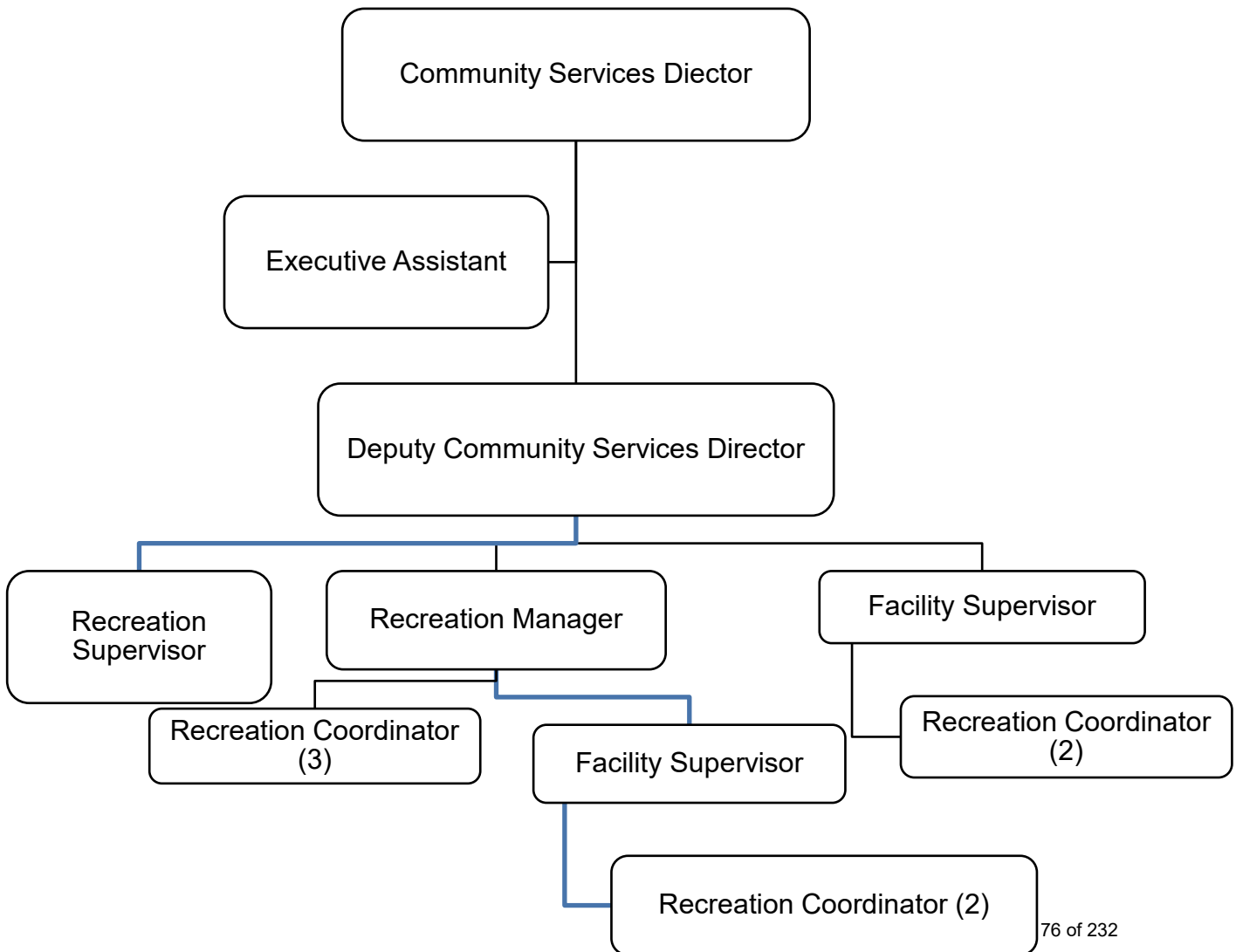


## Community Services (Department 500s)

The Community Services Department consists of the following divisions: Tennis & Swim Center, De Anza Park, Creekside Park/Klubhouse Preschool, Senior Center, Special Events, Parks Maintenance and the Calabasas Community Center.

The Department is responsible for the development, implementation, and promotion of recreation activities and programs offered to the public by the City. A variety of programs and activities are offered throughout the year, including senior programs, teen programs, recreation classes and specialty camps, youth and adult sports leagues, facility rentals, tennis classes and fitness programs, aquatics programs, and community events including the Pumpkin Festival, SunSets Summer Concert Series, Bunny Trail Egg Hunt, movie nights and seasonal holiday events. Marketing and promotion include a tri-annual "Premier" recreation brochure, monthly newsletters, social media, and digital kiosks.

The Department provides administrative support to the Parks, Recreation and Education Commission, the Calabasas Community Foundation, and the Senior Advisory Board. Prepares and compiles Department budget and provides financial oversight; seeks additional funding opportunities and grants.





## Community Services Management (Department 511)

The Community Services Management division offers administrative assistance to various entities, including the Parks, Recreation, and Education Commission, the Recreation, Youth, and Senior Services Taskforce, the Senior Advisory Board, the Calabasas Community Center Joint Powers Authority and the Calabasas Community Foundation. Responsibilities include compiling department budgets, financial oversight, seeking additional funding and grant opportunities, administering department grants, and supervising park and facility construction as well as improvement projects.

**DETAILED BUDGET FY 2024-25 FY 2025-26**

Budget Account	Account Name	FY 22/23 Actual	FY 23/24 Current Budget	FY 23/24 CY Estimate	FY 24/25 Recommended	FY 25/26 Recommended
<u>Division: 511 - Community Services Management</u>						
10-511-5220-00	Office Supplies	919	2,200	2,200	2,200	2,288
10-511-5221-00	Special Dept. Supplies	201	1,000	1,000	1,000	1,040
10-511-5222-00	Printing	-	-	-	-	-
10-511-5224-00	Furniture & Fixtures	-	-	-	-	-
10-511-5226-00	Dues and Memberships	774	400	400	5,500	5,720
10-511-5252-00	Contractual Services	17,195	-	-	-	-
10-511-5265-00	Advertising	-	100	100	100	104
10-511-5285-00	Training	4,043	3,000	3,000	3,000	3,120
10-511-5416-00	Miscellaneous Expenditure	61,207	-	-	-	-
10-511-5419-00	Refunds - Deposits & Overpays	-	-	-	-	-
10-511-5430-00	Mileage Reimbursement	-	-	-	-	-
10-511-6500-00	Capital Outlay	-	-	-	-	-
10-511-6503-49	Civic Plus Software	22,896	-	-	30,000	-
10-511-6503-82	Teen Program Study	-	100,000	100,000	23,310	-
		<u>107,236</u>	<u>106,700</u>	<u>106,700</u>	<u>65,110</u>	<u>12,272</u>





## **Creekside Park (Department 512)**

Situated at 3655 Old Topanga Canyon Road, Calabasas Creekside Park offers an array of amenities, including a t-ball field, basketball court, children's playground, picnic tables, and restroom facilities. Additionally, on weekdays, the park is home to the Calabasas Klubhouse Preschool. Evenings and weekends see the availability of facility rentals and various programs. The City has partnered with Little Learners to operate a State-licensed preschool catering to children aged 18 months to five years old.

**DETAILED BUDGET FY 2024-25 FY 2025-26**

Budget Account	Account Name	FY 22/23 Actual	FY 23/24 Current Budget	FY 23/24 CY Estimate	FY 24/25 Recommended	FY 25/26 Recommended
<u>Division: 512 - Creekside Park</u>						
10-512-5208-00	Telephone	-	200	200	200	208
10-512-5220-00	Office Supplies	-	-	-	-	-
10-512-5221-00	Special Dept. Supplies	20	400	400	400	416
10-512-5221-03	Facility Maintenance	1,656	-	-	2,000	2,080
10-512-5251-50	Contract Instructors	-	200	200	-	-
10-512-5252-00	Contractual Services	4,480	10,000	10,000	15,000	15,600
10-512-5418-00	Custodial Supplies	1,129	1,000	1,000	1,000	1,040
10-512-5430-00	Mileage Reimbursement	-	-	-	-	-
		<u>7,284</u>	<u>11,800</u>	<u>11,800</u>	<u>18,600</u>	<u>19,344</u>



## De Anza Park/Recreation Program (Department 513)

Juan Bautista de Anza Park, situated at 3701 Lost Hills Road, offers a range of amenities including a multi-use sport court catering to basketball, pickleball, and roller hockey enthusiasts. Additionally, there are children's playgrounds, a multi-purpose room with a conference area, picnic spots, rental facilities, restrooms, and open spaces. Notably, the park serves as the entry point for the Las Virgenes hiking trail, providing parking and access for trail enthusiasts.

**DETAILED BUDGET FY 2024-25 FY 2025-26**

Budget Account	Account Name	FY 22/23 Actual	FY 23/24 Current Budget	FY 23/24 CY Estimate	FY 24/25 Recommended	FY 25/26 Recommended
<u>Division: 513 - De Anza Park/recreation Program</u>						
10-513-5200-20	Event Insurance	31,538	25,000	25,000	25,000	25,000
10-513-5208-00	Telephone	9,905	11,000	11,000	12,000	12,480
10-513-5220-00	Office Supplies	1,658	1,200	1,200	3,000	3,120
10-513-5221-00	Special Dept. Supplies	54,212	65,100	65,100	65,100	67,704
10-513-5221-03	Facility Maintenance	1,960	-	-	-	-
10-513-5222-00	Printing	70,068	70,000	70,000	90,000	93,600
10-513-5226-00	Dues and Memberships	1	500	500	500	520
10-513-5229-00	State Required Fingerprinting	1,256	2,000	2,000	2,500	2,600
10-513-5230-00	Postage / Courier Service	-	5,500	5,500	5,500	5,720
10-513-5238-00	Rent Equipment	-	-	-	-	-
10-513-5251-50	Contract Instructors	108,084	100,000	100,000	100,000	104,000
10-513-5252-00	Contractual Services	10,853	25,500	25,500	25,500	26,520
10-513-5252-07	Tickets / Pre-sale	-	15,000	15,000	-	-
10-513-5252-08	Facility Rental	10,769	75,000	75,000	75,000	75,000
10-513-5252-76	Senior Programs	-	-	-	-	-
10-513-5253-05	School Facility Maintenance	-	79,000	79,000	79,000	82,160
10-513-5263-00	Special Community Services	-	-	-	-	-
10-513-5265-00	Advertising	322	-	-	-	-
10-513-5285-00	Training	301	1,000	1,000	1,000	1,040
10-513-5418-00	Custodial Supplies	8,331	7,000	7,000	7,000	7,280
10-513-5420-00	Office Equipment Maintenance	-	-	-	-	-
10-513-5430-00	Mileage Reimbursement	396	1,100	1,100	1,100	1,144
10-513-5536-00	School Joint Use Contract	-	60,000	60,000	72,000	74,880
10-513-6500-00	Bark Park Updates	-	-	-	-	-
10-513-6500-01	DeAnza Park Facility Updates	-	-	-	-	-
		309,652	543,900	543,900	564,200	582,768

# Fiscal Year 2024/25



CITY of CALABASAS

---

## **Parks Maintenance** (Department 514)

The Parks Maintenance division is responsible for the overall upkeep of city parks, encompassing custodial and maintenance duties.

**DETAILED BUDGET FY 2024-25 FY 2025-26**

Budget Account	Account Name	FY 22/23 Actual	FY 23/24 Current Budget	FY 23/24 CY Estimate	FY 24/25 Recommended	FY 25/26 Recommended
<u>Division: 514 - Parks Maintenance</u>						
10-514-5220-00	Office Supplies	29	2,000	2,000	-	-
10-514-5221-03	Facility Maintenance	8,035	-	-	30,000	31,200
10-514-5237-00	Vehicle Maintenance	871	3,500	3,500	3,500	3,640
10-514-5240-00	Utilities - Electric	47,185	37,000	37,000	37,000	38,480
10-514-5240-02	Utilities - Gas	2,040	2,700	2,700	2,700	2,808
10-514-5252-00	Contractual Services	22,413	20,000	20,000	20,000	20,800
10-514-5418-00	Custodial Supplies	13,051	12,400	12,400	12,400	12,896
10-514-5430-00	Mileage Reimbursement	123	-	-	-	-
10-514-5535-00	Cal/Agoura Jt Community Center	100,600	-	-	-	-
10-514-6500-00	Capital Outlay	27,210	-	-	-	-
10-514-6500-01	Grape Arbor Restroom Renovation	-	-	-	-	-
10-514-6500-03	Parking Lot Improvements	21,025	-	-	-	-
10-514-6503-70	Park Monument Signs	-	-	-	-	-
		<u>242,581</u>	<u>77,600</u>	<u>77,600</u>	<u>105,600</u>	<u>109,824</u>

# Fiscal Year 2024/25



CITY of CALABASAS

---

## School Joint Use (Department 515)

Starting Fiscal Year 2023/24, this function is transferred to the Division 513, De Anza Park/Recreation Program.

**DETAILED BUDGET FY 2024-25 FY 2025-26**

Budget Account	Account Name	FY 22/23 Actual	FY 23/24 Current Budget	FY 23/24 CY Estimate	FY 24/25 Recommended	FY 25/26 Recommended
<u>Division: 515 - School Joint Use</u>						
10-515-5221-00	Special Dept. Supplies	-	-	-	-	-
10-515-5252-00	Contractual Services	-	-	-	-	-
10-515-5253-05	School Facility Maintenance	53,405	-	-	-	-
10-515-5430-00	Mileage Reimbursement	-	-	-	-	-
10-515-5536-00	School Joint Use Contract	209,192	-	-	-	-
		<u>262,597</u>	-	-	-	-





## Special Events (Department 516)

Throughout the year, the City organizes an array of special events. These include recurring annual highlights such as the Calabasas Pumpkin Festival, the SunSets Summer Concert Series, Dive-in Movies, the Bunny Trail Egg Hunt, movie nights, and seasonal holiday events. In addition to these, various events and social gatherings are also featured, adding further diversity to the city's event calendar.

**DETAILED BUDGET FY 2024-25 FY 2025-26**

Budget Account	Account Name	FY 22/23 Actual	FY 23/24 Current Budget	FY 23/24 CY Estimate	FY 24/25 Recommended	FY 25/26 Recommended
<u>Division: 516 - Special Events</u>						
10-516-5221-00	Special Dept. Supplies	325	1,400	1,400	1,400	1,456
10-516-5227-00	Storage Rental	9,876	8,500	8,500	8,500	8,840
10-516-5252-00	Contractual Services	695	-	-	-	-
10-516-5252-05	July 4th	156,708	85,000	85,000	85,000	88,400
10-516-5252-06	Special Events	-	-	-	-	-
10-516-5252-13	City Celebrations	-	-	-	-	-
10-516-5252-18	Calabasas Classic	-	-	-	-	-
10-516-5252-23	Veterans Day Celebration	1,258	5,000	5,000	5,000	5,200
10-516-5253-11	Egg Stravaganza	6,083	6,000	6,000	6,000	6,240
10-516-5253-12	Movie Under the Stars	-	-	-	-	-
10-516-5253-15	Teen Events	2,045	7,500	7,500	7,500	7,800
10-516-5253-16	Holiday Gala Event	18,177	20,000	20,000	25,000	26,000
10-516-5253-17	Film Festival	-	30,000	30,000	15,000	15,600
10-516-5253-18	Pumpkin Festival	132,342	125,000	125,000	150,000	150,000
10-516-5253-19	Calabasas Musical Programs	46,940	45,000	45,000	60,000	62,400
10-516-5253-23	Civic Center Art Programs	-	800	800	800	832
10-516-5253-24	Calabasas Fine Arts Festival	9,542	-	-	-	-
10-516-5253-25	Special Programs & Events	17,073	45,000	45,000	60,000	62,400
10-516-5430-00	Mileage Reimbursement	-	-	-	-	-
		<u>401,064</u>	<u>379,200</u>	<u>379,200</u>	<u>424,200</u>	<u>435,168</u>

# Fiscal Year 2024/25

---



CITY *of* CALABASAS

## Klubhouse Preschool (Department 517)

Starting Fiscal Year 2023/24, the Calabasas Klubhouse Preschool is moved to the Division 512, Creekside Park.

**DETAILED BUDGET FY 2024-25 FY 2025-26**

Budget Account	Account Name	FY 22/23 Actual	FY 23/24 Current Budget	FY 23/24 CY Estimate	FY 24/25 Recommended	FY 25/26 Recommended
<u>Division: 517 - Klubhouse Peschool</u>						
10-517-5208-00	Telephone	-	-	-	-	-
10-517-5220-00	Office Supplies	-	-	-	-	-
10-517-5221-00	Special Dept. Supplies	-	-	-	-	-
10-517-5221-03	Facility Maintenance	369	-	-	-	-
10-517-5222-00	Printing	-	-	-	-	-
10-517-5226-00	Dues and Memberships	-	-	-	-	-
10-517-5252-00	Contractual Services	4,240	-	-	-	-
10-517-5252-75	School Programs	-	-	-	-	-
10-517-5264-00	State Mandates	-	-	-	-	-
10-517-5265-00	Advertising	-	-	-	-	-
10-517-5417-00	Copier Supplies	-	-	-	-	-
10-517-5418-00	Custodial Supplies	-	-	-	-	-
10-517-5419-00	Refunds - Deposits & Overpays	-	-	-	-	-
10-517-5430-00	Mileage Reimbursement	-	-	-	-	-
10-517-6500-00	Capital Outlay	3,450	-	-	-	-
		8,059	-	-	-	-

# Fiscal Year 2024/25



CITY of CALABASAS

---

## Senior Center (Department 518)

The Calabasas Senior Center serves as a vibrant hub for individuals aged 50 years and older, offering a range of engaging activities. These include special interest clubs, bi-monthly events, diverse classes and lectures, excursions, tech support, and opportunities for cards and games.

**DETAILED BUDGET FY 2024-25 FY 2025-26**

Budget Account	Account Name	FY 22/23 Actual	FY 23/24 Current Budget	FY 23/24 CY Estimate	FY 24/25 Recommended	FY 25/26 Recommended
<u>Division: 518 - Senior Center</u>						
10-518-5200-20	Event Insurance	11,932	12,000	12,000	12,000	12,480
10-518-5208-00	Telephone	599	2,000	2,000	2,000	2,000
10-518-5220-00	Office Supplies	4,413	3,800	3,800	3,800	3,952
10-518-5221-00	Special Dept. Supplies	26,550	22,500	22,500	22,500	23,400
10-518-5221-03	Facility Maintenance	6,570	3,000	3,000	3,000	3,120
10-518-5222-00	Printing	69	1,000	1,000	1,000	1,040
10-518-5224-00	Furniture & Fixtures	7,499	-	-	-	-
10-518-5226-00	Dues and Memberships	1,335	500	500	600	624
10-518-5229-00	State Required Fingerprinting	-	200	200	200	208
10-518-5230-00	Postage / Courier Service	-	300	300	300	312
10-518-5239-00	Equipment Maintenance	12,351	3,500	3,500	3,500	3,640
10-518-5240-00	Utilities - Electric	36,322	40,000	40,000	42,000	43,680
10-518-5240-01	Utilities - Water	3,120	3,400	3,400	3,800	3,952
10-518-5240-02	Utilities - Gas	5,875	5,000	5,000	5,000	5,200
10-518-5240-03	Utilities - Cable	-	-	-	-	-
10-518-5251-50	Contract Instructors	145,865	150,000	150,000	150,000	156,000
10-518-5252-00	Contractual Services	23,483	27,000	27,000	30,000	31,200
10-518-5252-76	Senior Programs	20,198	26,000	26,000	26,000	27,040
10-518-5285-00	Training	-	1,000	1,000	1,000	1,040
10-518-5418-00	Custodial Supplies	3,121	6,900	6,900	6,900	7,176
10-518-5430-00	Mileage Reimbursement	-	-	-	-	-
10-518-5500-01	Security	2,939	3,500	3,500	3,500	3,640
10-518-6500-00	Senior Center Shade Structure	-	-	-	-	-
10-518-6500-01	Senior Center Sports Room Division	-	-	-	-	-
10-518-6500-10	Capital Outlay	-	-	-	-	-
		312,239	311,600	311,600	317,100	329,704
<b>Total Fund 10 Expenditures</b>		<b>25,773,858</b>	<b>27,039,863</b>	<b>28,115,527</b>	<b>28,613,155</b>	<b>30,075,073</b>

**DETAILED BUDGET FY 2024-25 FY 2025-26**

Budget Account	Account Name	FY 22/23 Actual	FY 23/24 Current Budget	FY 23/24 CY Estimate	FY 24/25 Recommended	FY 25/26 Recommended
<b>Fund: 11 - Recoverable Deposits</b>						
<b>Revenue</b>						
<u>Division: 000 - Revenue</u>						
11-000-4110-60	Recoverable Project	74,615	700,000	700,000	700,000	728,000
11-000-4411-00	Fair Market Value Investments	-	-	-	-	-
11-000-4420-00	Miscellaneous	-	-	-	-	-
11-000-4840-00	Refunds - Overpayments	-	-	-	-	-
		<u>74,615</u>	<u>700,000</u>	<u>700,000</u>	<u>700,000</u>	<u>728,000</u>
<b>Total Fund 11 Revenue</b>		<b>74,615</b>	<b>700,000</b>	<b>700,000</b>	<b>700,000</b>	<b>728,000</b>
<b>Expenditures</b>						
<u>Division: 134 - Non-Departmental</u>						
11-134-5416-00	Miscellaneous Expenditure	-	-	-	-	-
<u>Division: 163 - Cable Regulation</u>						
11-163-5252-00	Contractual Services	44,708	25,000	25,000	25,000	26,000
<u>Division: 311 - Administration &amp; Engineering</u>						
11-311-5222-00	Printing	-	-	-	-	-
11-311-5252-00	Contractual Services	6,645	150,000	150,000	150,000	156,000
11-311-5254-00	Malibu Creek Watershed EWMP	-	-	-	-	-
11-311-5416-00	Miscellaneous Expenditure	-	-	-	-	-
11-311-5430-00	Mileage Reimbursement	-	-	-	-	-
		<u>6,645</u>	<u>150,000</u>	<u>150,000</u>	<u>150,000</u>	<u>156,000</u>
<u>Division: 313 - Water Quality Enhancement</u>						
11-313-5252-00	Contractual Services	-	-	-	-	-
<u>Division: 331 - Transportation Planning</u>						
11-331-5222-00	Printing	-	-	-	-	-
11-331-5252-00	Contractual Services	-	-	-	-	-
		<u>-</u>	<u>-</u>	<u>-</u>	<u>-</u>	<u>-</u>
<u>Division: 412 - Planning Projects &amp; Studies</u>						
11-412-5222-00	Printing	-	-	-	-	-
11-412-5252-00	Contractual Services	21,571	500,000	500,000	500,000	520,000
		<u>21,571</u>	<u>500,000</u>	<u>500,000</u>	<u>500,000</u>	<u>520,000</u>
<u>Division: 413 - Development Review</u>						
11-413-5222-00	Printing	-	-	-	-	-
11-413-5250-00	Contractual Services	-	-	-	-	-
11-413-5252-00	Contractual Services	-	-	-	-	-
		<u>-</u>	<u>-</u>	<u>-</u>	<u>-</u>	<u>-</u>
<u>Division: 415 - Building Inspection</u>						
11-415-5222-00	Printing	-	-	-	-	-
11-415-5252-00	Contractual Services	1,690	25,000	25,000	25,000	26,000
		<u>1,690</u>	<u>25,000</u>	<u>25,000</u>	<u>25,000</u>	<u>26,000</u>
<b>Total Fund 11 Expenditures</b>		<b>74,615</b>	<b>700,000</b>	<b>700,000</b>	<b>700,000</b>	<b>728,000</b>

**DETAILED BUDGET FY 2024-25 FY 2025-26**

Budget Account	Account Name	FY 22/23 Actual	FY 23/24 Current Budget	FY 23/24 CY Estimate	FY 24/25 Recommended	FY 25/26 Recommended
<b>Fund: 12 - South Coast Air Quality Management District</b>						
<b>Revenue</b>						
<u>Division: 000 - Revenue</u>						
12-000-4470-00	South Coast Air Quality Mgmt	38,269	35,000	35,000	35,000	36,400
12-000-4161-00	Sale/Disposal of Asset	-	-	-	-	-
12-000-4410-00	Interest Income	4,434	-	-	-	-
12-000-4411-00	Fair Market Value Investments	-	-	-	-	-
		<u>42,703</u>	<u>35,000</u>	<u>35,000</u>	<u>35,000</u>	<u>36,400</u>
<b>Total Fund 12 Revenue</b>		<b>42,703</b>	<b>35,000</b>	<b>35,000</b>	<b>35,000</b>	<b>36,400</b>
<b>Expenditures</b>						
<u>Division: 134 - Non-Departmental</u>						
12-134-9900-40	Transfer to Capital	-	-	-	-	-
<u>Division 331 - Transportation Planning</u>						
12-331-5252-40	Striping, Signing & Marking	-	-	-	-	-
12-331-6503-80	Vehicle Purchase	-	140,000	140,000	69,157	-
		<u>-</u>	<u>140,000</u>	<u>140,000</u>	<u>69,157</u>	<u>-</u>
<b>Total Fund 12 Expenditures</b>		<b>-</b>	<b>140,000</b>	<b>140,000</b>	<b>69,157</b>	<b>-</b>



**DETAILED BUDGET FY 2024-25 FY 2025-26**

Budget Account	Account Name	FY 22/23 Actual	FY 23/24 Current Budget	FY 23/24 CY Estimate	FY 24/25 Recommended	FY 25/26 Recommended
<b>Fund: 13 Park &amp; Recreation Improvements</b>						
<b>Revenue</b>						
<u>Division: 000 - Revenue</u>						
13-000-4478-00	Proposition 40	-	-	-	-	-
13-000-4410-00	Interest Income	(715)	-	-	-	-
13-000-4411-00	Fair Market Value Investments	-	-	-	-	-
13-000-4476-00	Grant L.A. Co. Measure A-M & S	-	187,000	187,000	187,000	194,480
13-000-4477-00	STATE - Prop 12 Park Bond	-	-	-	-	-
13-000-4620-00	Prop A - Per Parcel	-	-	-	-	-
		<hr/>	<hr/>	<hr/>	<hr/>	<hr/>
		(715)	187,000	187,000	187,000	194,480
<b>Total Fund 13 Revenue</b>		<b>(715)</b>	<b>187,000</b>	<b>187,000</b>	<b>187,000</b>	<b>194,480</b>
<b>Expenditures</b>						
<u>Division: 134 - Non-Departmental</u>						
13-134-9900-20	Transfer to Prop A	-	-	-	-	-
13-134-9900-40	Transfer to Capital	-	-	-	-	-
<u>Division: 513 - De Anza Park/Recreation Program</u>						
13-513-6500-00	De Anza Park Water Feature	-	-	-	125,000	-
13-513-6503-56	Game Courts	-	-	-	-	-
13-513-6503-60	De Anza Playground	-	-	-	-	-
<u>Division: 519 - Capital Improvements - Parks</u>						
13-519-5530-00	De Anza Park Improvements	-	-	-	-	-
13-519-5545-00	Grape Arbor Rehab	-	-	-	-	-
13-519-5548-00	Measure A- M & S Projects	-	-	-	-	-
13-519-5549-00	Park & Rec Master Plan	-	-	-	-	-
13-519-5550-00	Dog Park	-	-	-	-	-
13-519-6503-55	Wild Walnut Park Improvement	-	298,000	298,000	281,060	-
		<hr/>	<hr/>	<hr/>	<hr/>	<hr/>
		-	298,000	298,000	281,060	-
<b>Total Fund 13 Expenditures</b>		<b>-</b>	<b>298,000</b>	<b>298,000</b>	<b>406,060</b>	<b>-</b>

**DETAILED BUDGET FY 2024-25 FY 2025-26**

Budget Account	Account Name	FY 22/23 Actual	FY 23/24 Current Budget	FY 23/24 CY Estimate	FY 24/25 Recommended	FY 25/26 Recommended
<b>Fund: 14 - AB939</b>						
<b>Revenue</b>						
<u>Division: 000 - Revenue</u>						
14-000-4410-00	Interest Income	34,176	17,000	17,000	35,000	36,400
14-000-4411-00	Fair Market Value Investments	-	-	-	-	-
14-000-4800-00	AB 939 Franchise Fees	277,216	275,000	275,000	275,000	286,000
14-000-4802-00	Cal Recycle Program	6,058	-	-	-	-
		<u>317,449</u>	<u>292,000</u>	<u>292,000</u>	<u>310,000</u>	<u>322,400</u>
<b>Total Fund 14 Revenue</b>		<b>317,449</b>	<b>292,000</b>	<b>292,000</b>	<b>310,000</b>	<b>322,400</b>
<b>Expenditures</b>						
<u>Division: 134 - Non-Departmental</u>						
14-134-9900-10	Transfer to General Fund	-	-	-	-	-
14-134-9900-36	Transfer to Grants	-	-	-	-	-
14-134-9900-40	Transfer to Capital	-	-	-	-	-
		<u>-</u>	<u>-</u>	<u>-</u>	<u>-</u>	<u>-</u>
<u>Division: 313 - Water Quality Enhancement</u>						
14-313-5100-00	Full Time Salaries	38,994	65,738	65,738	70,720	73,549
14-313-5103-01	CalPERS City Paid EmployeeCost	2,571	287	287	281	292
14-313-5103-02	CalPERS Employer Cost	3,790	5,219	5,219	5,727	5,956
14-313-5103-03	CalPERS Unfunded Liability	7,820	500	500	667	694
14-313-5103-04	CalPERS Survivor Benefit	7	12	12	12	12
14-313-5104-00	Benefits	1,027	-	-	17	18
14-313-5104-02	Medical Insurance	7,197	8,491	8,491	15,354	15,968
14-313-5104-03	Dental Insurance	399	494	494	749	779
14-313-5104-04	Vision Insurance	82	90	90	159	165
14-313-5104-05	Short Term Disability	127	376	376	405	421
14-313-5104-06	Long Term Disability	61	121	121	130	135
14-313-5104-07	Life Insurance	89	187	187	203	211
14-313-5104-08	Accidental Death & Dismember	21	47	47	51	53
14-313-5104-09	Employee Assistance Program	12	23	23	23	23
14-313-5106-01	Medicare	600	973	973	1,047	1,089
14-313-5110-00	Auto Allowance	52	60	60	60	63
14-313-5110-01	457 Match	687	1,315	1,315	1,414	1,471
14-313-5221-00	Special Dept. Supplies	-	8,000	8,000	1,000	1,040
14-313-5250-21	Contractual Svcs-Franchise	-	-	-	-	-
14-313-5250-30	Contractual Svcs-AB 939	-	-	-	-	-
14-313-5250-31	Public Education - AB 939	29,529	30,000	30,000	30,000	31,200
14-313-5252-00	Contractual Services	18,600	50,000	50,000	50,000	52,000
14-313-6500-00	Capital Outlay	-	-	-	-	-
		<u>111,665</u>	<u>171,933</u>	<u>171,933</u>	<u>178,019</u>	<u>185,139</u>
<u>Division: 414 - Natural Resources Protection</u>						
14-414-5250-30	Contractual Svcs-AB 939	-	-	-	-	-
14-414-5250-31	Public Education - AB 939	7,859	-	-	-	-
		<u>7,859</u>	<u>-</u>	<u>-</u>	<u>-</u>	<u>-</u>
<b>Total Fund 14 Expenditures</b>		<b>119,523</b>	<b>171,933</b>	<b>171,933</b>	<b>178,019</b>	<b>185,139</b>

**DETAILED BUDGET FY 2024-25 FY 2025-26**

Budget Account	Account Name	FY 22/23 Actual	FY 23/24 Current Budget	FY 23/24 CY Estimate	FY 24/25 Recommended	FY 25/26 Recommended
<b>Fund 15 - Gas Tax</b>						
<b>Revenue</b>						
<u>Division: 000 - Revenue</u>						
15-000-4410-00	Interest Income	27,973	9,000	9,000	9,000	9,360
15-000-4411-00	Fair Market Value Investments	-	-	-	-	-
15-000-4610-00	Gas Tax Fund - 2105	132,246	152,000	152,000	145,000	150,800
15-000-4610-10	Gas Tax Fund - 2106	80,716	91,000	91,000	86,000	89,440
15-000-4610-20	Gas Tax Fund - 2107	180,230	183,000	183,000	198,000	205,920
15-000-4610-30	Gas Tax Fund - 2107.5	5,000	5,000	5,000	5,000	5,200
15-000-4610-40	Gas Tax Fund - 2103	189,343	230,000	230,000	207,000	215,280
15-000-4611-00	Local Streets & Rd Traf Cong	-	-	-	-	-
15-000-4611-01	Road Maint & Rehab (RMRA)	-	-	-	-	-
15-000-4611-02	Loan Repayment	-	-	-	-	-
15-000-4900-63	Transfer in RMRA	-	-	-	-	-
		<u>615,508</u>	<u>670,000</u>	<u>670,000</u>	<u>650,000</u>	<u>676,000</u>
<b>Total Fund 15 Revenue</b>		<b>615,508</b>	<b>670,000</b>	<b>670,000</b>	<b>650,000</b>	<b>676,000</b>
<b>Expenditures</b>						
<u>Division: 134 - Non-Departmental</u>						
15-134-9900-40	Transfer to Capital	582,493	660,000	660,000	660,000	660,000
15-134-9900-63	Transfer to RMRA	-	-	-	-	-
		<u>582,493</u>	<u>660,000</u>	<u>660,000</u>	<u>660,000</u>	<u>660,000</u>
<u>Division: 311 - Administration &amp; Engineering</u>						
15-311-5100-00	Full Time Salaries	22,087	29,656	29,656	32,219	33,508
15-311-5100-02	Full Time Employee Overtime	70	-	-	-	-
15-311-5103-01	CalPERS City Paid EmployeeCost	520	528	528	543	565
15-311-5103-02	CalPERS Employer Cost	1,818	2,590	2,590	2,847	2,961
15-311-5103-03	CalPERS Unfunded Liability	987	921	921	1,119	1,164
15-311-5103-04	CalPERS Survivor Benefit	5	5	5	5	5
15-311-5104-00	Benefits	740	3,330	3,330	188	196
15-311-5104-02	Medical Insurance	4,015	653	653	6,472	6,731
15-311-5104-03	Dental Insurance	223	194	194	271	282
15-311-5104-04	Vision Insurance	48	38	38	59	61
15-311-5104-05	Short Term Disability	112	169	169	184	191
15-311-5104-06	Long Term Disability	54	56	56	60	62
15-311-5104-07	Life Insurance	79	88	88	96	100
15-311-5104-08	Accidental Death & Dismember	19	21	21	23	24
15-311-5104-09	Employee Assistance Program	10	9	9	9	9
15-311-5106-01	Medicare	337	440	440	478	497
15-311-5106-02	Social Security	-	-	-	-	-
15-311-5109-00	Hourly Employees	-	-	-	-	-
15-311-5110-00	Auto Allowance	87	90	90	90	94
15-311-5110-01	457 Match	393	593	593	645	671
15-311-9800-00	Cost Allocation Plan Charges	-	14,000	-	-	-
		<u>31,604</u>	<u>53,381</u>	<u>39,381</u>	<u>45,308</u>	<u>47,121</u>
<b>Total Fund 15 Expenditures</b>		<b>614,097</b>	<b>713,381</b>	<b>699,381</b>	<b>705,308</b>	<b>707,121</b>

**DETAILED BUDGET FY 2024-25 FY 2025-26**

Budget Account	Account Name	FY 22/23 Actual	FY 23/24 Current Budget	FY 23/24 CY Estimate	FY 24/25 Recommended	FY 25/26 Recommended
<b>Fund: 16 - Developer Impact Fees</b>						
<b>Revenue</b>						
<u>Division: 000 - Revenue</u>						
16-000-4410-00	Interest Income	34,102	17,000	17,000	30,000	31,200
16-000-4411-00	Fair Market Value Investments	-	-	-	-	-
16-000-4815-00	Traffic Mitigation Fees	-	10,000	10,000	-	-
16-000-4815-01	Traffic Signals	-	-	-	-	-
16-000-4815-10	Oak Tree Mitigation Fees	-	-	-	-	-
16-000-4815-25	Art in Public Places	-	-	-	-	-
16-000-4900-20	Transfer in Prop A	-	-	-	-	-
16-000-4900-34	Transfer in Measure R Local	-	-	-	-	-
		<u>34,102</u>	<u>27,000</u>	<u>27,000</u>	<u>30,000</u>	<u>31,200</u>
<b>Total Fund 16 Revenue</b>		<b>34,102</b>	<b>27,000</b>	<b>27,000</b>	<b>30,000</b>	<b>31,200</b>
<b>Expenditures</b>						
<u>Division: 134 - Non-Departmental</u>						
16-134-5215-25	Art in Public Places	-	-	-	-	-
16-134-5254-00	Malibu Creek Watershed EWMP	-	-	-	-	-
16-134-9900-10	Transfer to General Fund	-	-	-	-	-
16-134-9900-25	Transfer to Prop C	-	-	-	-	-
16-134-9900-40	Transfer to Capital	861	-	-	-	-
16-134-9900-50	Transfer to Tennis Center	-	-	-	-	-
16-134-9900-64	Transfer to Quimby Act	-	-	-	-	-
16-134-9900-65	Transfer to Oak Tree Mitigation	-	-	-	-	-
		<u>861</u>	<u>-</u>	<u>-</u>	<u>-</u>	<u>-</u>
16-412-5815-10	Oak Tree Mitigation Exp	-	-	-	-	-
<b>Total Fund 16 Expenditures</b>		<b>861</b>	<b>-</b>	<b>-</b>	<b>-</b>	<b>-</b>

**DETAILED BUDGET FY 2024-25 FY 2025-26**

Budget Account	Account Name	FY 22/23 Actual	FY 23/24 Current Budget	FY 23/24 CY Estimate	FY 24/25 Recommended	FY 25/26 Recommended
<b>Fund: 18 - Affordable Housing</b>						
<b>Revenue</b>						
<u>Division: 000 - Revenue</u>						
18-000-4840-18	Refunds -Return of AFFHS Funds	-	-	-	-	-
18-000-4410-00	Interest Income	34,712	25,000	25,000	32,000	32,000
18-000-4411-00	Fair Market Value Investments	-	-	-	-	-
18-000-4645-10	Affording Housing Trust	-	-	-	-	-
		<hr/>	<hr/>	<hr/>	<hr/>	<hr/>
		34,712	25,000	25,000	32,000	32,000
<b>Total Fund 18 Revenue</b>		<b>34,712</b>	<b>25,000</b>	<b>25,000</b>	<b>32,000</b>	<b>32,000</b>
<b>Expenditures</b>						
<u>Division: 412 - Planning Projects &amp; Studies</u>						
18-412-5250-00	Contractual Services	-	-	-	-	-
18-412-5250-69	Affordable Housing Exp	-	-	-	-	-
18-412-5250-77	Financing Program	-	-	-	-	-
		<hr/>	<hr/>	<hr/>	<hr/>	<hr/>
		-	-	-	-	-
<b>Total Fund 412 Expenditures</b>		<b>-</b>	<b>-</b>	<b>-</b>	<b>-</b>	<b>-</b>

**DETAILED BUDGET FY 2024-25 FY 2025-26**

Budget Account	Account Name	FY 22/23 Actual	FY 23/24 Current Budget	FY 23/24 CY Estimate	FY 24/25 Recommended	FY 25/26 Recommended
<b>Fund: 19 - Las Virgenes / Lost Hills B&amp;T</b>						
<b>Revenue</b>						
<u>Division: 000 - Revenue</u>						
19-000-4409-00	Loan Receipt	-	-	-	-	-
19-000-4410-00	Interest Income	37,557	30,000	30,000	-	-
19-000-4411-00	Fair Market Value Investments	-	-	-	-	-
19-000-4615-00	B & T Lost Hills District	-	-	-	-	-
		<hr/>	<hr/>	<hr/>	<hr/>	<hr/>
		37,557	30,000	30,000	-	-
<b>Total Fund 19 Revenue</b>		<b>37,557</b>	<b>30,000</b>	<b>30,000</b>	-	-
<b>Expenditures</b>						
<u>Division: 000 - Non-Departmental</u>						
19-134-9900-40	Transfer to Capital	-	-	-	-	-
<u>Division: 331 -</u>						
19-331-5250-00	Contractual Services	-	-	-	-	-
<b>Total Fund 19 Expenditures</b>		-	-	-	-	-

**DETAILED BUDGET FY 2024-25 FY 2025-26**

Budget Account	Account Name	FY 22/23 Actual	FY 23/24 Current Budget	FY 23/24 CY Estimate	FY 24/25 Recommended	FY 25/26 Recommended
<b>Fund: 20 - Prop A</b>						
<b>Revenue</b>						
<u>Division: 000 - Revenue</u>						
20-000-4161-00	Sale/Disposal of Asset	-	-	-	-	-
20-000-4468-00	Advertising	-	-	-	-	-
20-000-4410-00	Interest Income	28,508	30,000	30,000	30,000	31,200
20-000-4411-00	Fair Market Value Investments	-	-	-	-	-
20-000-4620-00	Prop A - Per Parcel	639,796	625,000	625,000	642,000	667,680
20-000-4620-01	STATE - LV Creek Phase II	-	-	-	-	-
20-000-4900-13	Transfer in Park & Rec Fund	-	-	-	-	-
20-000-4900-25	Transfer in Prop C	-	-	-	-	-
20-000-4900-36	Transfer in Grant Fund	-	-	-	-	-
		<u>668,304</u>	<u>655,000</u>	<u>655,000</u>	<u>672,000</u>	<u>698,880</u>
<b>Total Fund 20 Revenue</b>		<b>668,304</b>	<b>655,000</b>	<b>655,000</b>	<b>672,000</b>	<b>698,880</b>
<b>Expenditures</b>						
<u>Division: 134 - Non-Departmental</u>						
20-134-9900-10	Transfer to General Fund	-	-	-	-	-
20-134-9900-16	Transfer to Developr ImpactFee	-	-	-	-	-
20-134-9900-25	Transfer to Prop C	-	-	-	-	-
20-134-9900-29	Transfer to Transit	466,157	387,200	387,200	387,200	387,200
20-134-9900-34	Transfer to Measure R LR	-	-	-	-	-
20-134-9900-40	Transfer to Capital	-	-	-	-	-
		<u>466,157</u>	<u>387,200</u>	<u>387,200</u>	<u>387,200</u>	<u>387,200</u>
<u>Division: 331 - Transportation Planning</u>						
20-331-5100-00	Full Time Salaries	85,783	47,406	47,406	48,623	50,568
20-331-5100-02	Full Time Employee Overtime	1,198	-	-	-	-
20-331-5103-01	CalPERS City Paid EmployeeCost	2,587	287	287	281	292
20-331-5103-02	CalPERS Employer Cost	7,061	3,811	3,811	3,988	4,148
20-331-5103-03	CalPERS Unfunded Liability	4,900	500	500	632	657
20-331-5103-04	CalPERS Survivor Benefit	20	12	12	12	12
20-331-5104-00	Benefits	3,135	3,300	3,300	2,274	2,365
20-331-5104-02	Medical Insurance	12,055	8,491	8,491	15,712	16,341
20-331-5104-03	Dental Insurance	582	494	494	489	509
20-331-5104-04	Vision Insurance	119	90	90	93	97
20-331-5104-05	Short Term Disability	274	271	271	278	289
20-331-5104-06	Long Term Disability	132	88	88	89	93
20-331-5104-07	Life Insurance	190	135	135	139	145
20-331-5104-08	Accidental Death & Dismember	46	34	34	35	36
20-331-5104-09	Employee Assistance Program	34	23	23	23	24
20-331-5106-01	Medicare	1,330	702	702	720	749
20-331-5110-00	Auto Allowance	498	60	60	60	62
20-331-5110-01	Contractual Services	1,534	948	948	972	1,011
20-331-5252-00	457 Match	1,664	-	-	-	-
20-331-9800-00	Cost Allocation Plan Charges	(2,378)	24,000	-	-	-
		<u>120,765</u>	<u>90,652</u>	<u>66,652</u>	<u>74,420</u>	<u>77,397</u>

**DETAILED BUDGET FY 2024-25 FY 2025-26**

Budget Account	Account Name	FY 22/23 Actual	FY 23/24 Current Budget	FY 23/24 CY Estimate	FY 24/25 Recommended	FY 25/26 Recommended
<u>Division: 333 - Transit Services</u>						
20-333-5252-31	Camp Calabasas-Rec #140-25	-	-	-	-	-
20-333-5252-33	Dial-a-Ride #130-01	-	-	-	-	-
20-333-5252-34	Pumpkin Fest Shuttle #140-07	-	-	-	-	-
20-333-5252-35	Summer Beach Bus #140-01	-	-	-	-	-
20-333-5252-36	SFV/NC Corridor Staff #480-09	-	-	-	-	-
20-333-5252-37	Summer Youth Excursion #140-03	-	-	-	-	-
20-333-5252-39	Flexible Route Shuttle #110-01	-	-	-	-	-
20-333-5252-41	Youth Excursion Trip #140-03	-	-	-	-	-
20-333-5252-42	Camp Calabasas Winter Excursio	-	-	-	-	-
20-333-5252-47	Summer Excursion	-	-	-	-	-
20-333-5252-48	Senior Trips #140-24	-	-	-	-	-
20-333-5252-51	Vehicle Maintenance #180-01	-	-	-	-	-
		-	-	-	-	-
<b>Total Fund 20 Expenditures</b>		<b>586,921</b>	<b>477,852</b>	<b>453,852</b>	<b>461,620</b>	<b>464,597</b>





## **LMD 22 – Ad Valorem (Department 326)**

Administers the landscaping services to Landscape Maintenance District 21 (Fund 21) which is funded by a portion of the Prop 13 1% property tax. This district was formed prior to city incorporation and encompasses a majority section of the city. Funds generated by the tax are used for the landscape maintenance and enhancement of public areas located within the LMD 22 boundary. These areas include Calabasas Lake, Association Park, public streets parkways and medians, and certain designated open space areas.

For the purpose of landscape maintenance, the City set up Common Benefit Area (CBA) Zones within LMD 22. The city's Public Works, Landscape Maintenance Districts Division creates and monitors annual budgets for each of these Zones. The City is the sole authority for the use of these funds and, at its discretion, may from time to time solicit input from the current CPHA Board of Directors, CPHA Lake Committee and Landscape Committee chairpersons.

**DETAILED BUDGET FY 2024-25 FY 2025-26**

Budget Account	Account Name	FY 22/23 Actual	FY 23/24 Current Budget	FY 23/24 CY Estimate	FY 24/25 Recommended	FY 25/26 Recommended
<b>Fund: 21 - LMD 22 - Common Benefit Areas</b>						
<b>Revenue</b>						
<u>Division: 000 - Revenue</u>						
21-000-4010-00	Property Tax Secured	2,253,525	2,350,000	2,350,000	2,350,000	2,444,000
21-000-4010-01	Property Tax UnSecured	79,985	75,000	75,000	75,000	78,000
21-000-4010-02	Property Tax Unitary	23	-	-	-	-
21-000-4010-03	Property Tax Supplemental	65,431	45,000	45,000	45,000	46,800
21-000-4010-04	Property Tax Redemption	33,565	30,000	30,000	30,000	31,200
21-000-4010-05	Property Tax Refunds	(33,396)	(25,000)	(25,000)	(25,000)	(26,000)
21-000-4010-06	Property Tax Home Owner Exempt	9,714	9,000	9,000	9,000	9,360
21-000-4010-07	Property Tax Penalty	7,930	8,000	8,000	8,000	8,320
21-000-4010-10	Unsecured Prop Tax (not used)	-	-	-	-	-
21-000-4410-22	Interest Landscape Dist. #22	101,135	75,000	75,000	90,000	93,600
21-000-4411-00	Fair Market Value Investments	-	-	-	-	-
21-000-4010-22	Prop Tax - Dist 22 Ad Valorem	-	-	-	-	-
		<b>2,517,911</b>	<b>2,567,000</b>	<b>2,567,000</b>	<b>2,582,000</b>	<b>2,685,280</b>
<b>Total Fund 21 Revenue</b>		<b>2,517,911</b>	<b>2,567,000</b>	<b>2,567,000</b>	<b>2,582,000</b>	<b>2,685,280</b>
<b>Expenditures</b>						
<u>Division: 134 - Non-Departmental</u>						
21-134-9900-40	Transfer to Capital	1,418,224	-	-	-	-
<u>Division: 326 - LMD #22 Ad Valorum/CBA</u>						
21-326-5100-00	Full Time Salaries	133,316	347,191	347,191	362,637	377,142
21-326-5100-02	Full Time Employee Overtime	4,621	-	-	-	-
21-326-5103-01	CalPERS City Paid EmployeeCost	1,195	8,826	8,826	9,189	9,557
21-326-5103-02	CalPERS Employer Cost	10,304	31,910	31,910	33,802	35,154
21-326-5103-03	CalPERS Unfunded Liability	2,957	15,400	15,400	18,688	19,436
21-326-5103-04	CalPERS Survivor Benefit	40	112	112	112	116
21-326-5104-00	Benefits	892	18,630	18,630	1,057	1,099
21-326-5104-02	Medical Insurance	12,508	58,291	58,291	98,406	102,342
21-326-5104-03	Dental Insurance	950	3,697	3,697	3,611	3,755
21-326-5104-04	Vision Insurance	205	789	789	795	827
21-326-5104-05	Short Term Disability	326	1,986	1,986	2,076	2,159
21-326-5104-06	Long Term Disability	157	641	641	667	694
21-326-5104-07	Life Insurance	219	992	992	1,037	1,078
21-326-5104-08	Accidental Death & Dismember	53	249	249	260	270
21-326-5104-09	Employee Assistance Program	38	204	204	204	212
21-326-5106-00	Employer Taxes	-	-	-	-	-
21-326-5106-01	Medicare	2,924	5,156	5,156	5,385	5,600
21-326-5109-00	Hourly Employees	59,274	50,000	50,000	-	-
21-326-5110-00	Auto Allowance	1,461	1,470	1,470	1,470	1,529
21-326-5110-01	457 Match	2,498	6,944	6,944	7,253	7,543
21-326-5201-01	County Administrative Fee	29,093	-	-	-	-
21-326-5220-00	Office Supplies	-	-	-	-	-
21-326-5222-00	Printing	-	-	-	-	-
21-326-5228-00	Contractual Services	-	-	-	-	-
21-326-5252-00	Publications	13,316	-	-	-	-
21-326-5252-10	Road safety/Shoulder/Pky maint	-	-	-	-	-
21-326-5252-83	General Landscape Maintenance	-	-	-	-	-
21-326-5270-00	Business Meeting & Conference	741	-	-	-	-
21-326-5416-00	Miscellaneous Expenditure	-	-	-	-	-

**DETAILED BUDGET FY 2024-25 FY 2025-26**

Budget Account	Account Name	FY 22/23 Actual	FY 23/24 Current Budget	FY 23/24 CY Estimate	FY 24/25 Recommended	FY 25/26 Recommended
21-326-5701-00	Contractual Services	-	-	-	-	-
21-326-5701-21	Contractual Services	-	-	-	-	-
21-326-5701-24	Contractual Services	-	-	-	-	-
21-326-5701-25	Contractual Services	-	-	-	-	-
21-326-5701-26	Contractual Services	-	-	-	-	-
21-326-5702-21	Electric Svc - IrrigationMeter	29,160	24,000	24,000	24,000	24,960
21-326-5702-24	Electric Svc - IrrigationMeter	5,579	5,800	5,800	5,800	6,032
21-326-5702-25	Electric Svc - IrrigationMeter	-	3,000	3,000	-	-
21-326-5702-26	Electric Svc - IrrigationMeter	9,333	4,800	4,800	4,800	4,992
21-326-5703-21	Electric Svc - Street Lights	-	-	-	-	-
21-326-5704-24	Fertilization	-	-	-	-	-
21-326-5704-25	Fertilization	-	-	-	-	-
21-326-5704-26	Fertilization	1,445	-	-	-	-
21-326-5706-21	Insect & Disease Control	885	10,000	10,000	5,000	5,200
21-326-5706-24	Insect & Disease Control	-	-	-	-	-
21-326-5706-25	Insect & Disease Control	-	1,000	1,000	-	-
21-326-5706-26	Insect & Disease Control	1,435	1,500	1,500	-	-
21-326-5707-21	Irrigation Repairs	2,919	5,000	5,000	-	-
21-326-5707-22	Irrigation Repairs	-	-	-	-	-
21-326-5707-24	Irrigation Repairs	18,394	3,500	3,500	5,000	5,200
21-326-5707-25	Irrigation Repairs	26,797	10,000	10,000	10,000	10,400
21-326-5707-26	Irrigation Repairs	9,876	5,500	5,500	10,000	10,400
21-326-5708-21	Lake Insurance	13,312	12,000	12,000	-	-
21-326-5709-21	Lake Maintenance-Aeration	11,095	10,000	10,000	10,000	10,400
21-326-5710-21	Lake Maintenance-Lighting	-	-	-	-	-
21-326-5711-21	Lake Maintenance-Svc Contract	176,236	120,000	120,000	140,000	145,600
21-326-5712-09	Landscape Maint-Svc Contract	-	-	-	-	-
21-326-5712-21	Landscape Maint-Svc Contract	131,242	135,600	135,600	135,600	141,024
21-326-5712-22	Landscape Maint-Svc Contract	-	-	-	-	-
21-326-5712-24	Landscape Maint-Svc Contract	57,356	38,400	38,400	40,000	41,600
21-326-5712-25	Landscape Maint-Svc Contract	99,902	104,761	104,761	104,700	108,888
21-326-5712-26	Landscape Maint-Svc Contract	108,789	61,000	61,000	85,000	88,400
21-326-5713-21	Landscape Refurbishment	7,942	30,000	30,000	30,000	31,200
21-326-5713-24	Landscape Refurbishment	8,999	7,400	7,400	-	-
21-326-5713-25	Landscape Refurbishment	1,150	8,000	8,000	8,300	8,632
21-326-5713-26	Landscape Refurbishment	30,277	5,500	5,500	5,700	5,928
21-326-5714-21	Office Supplies	-	-	-	-	-
21-326-5714-25	Office Supplies	-	-	-	-	-
21-326-5714-26	Office Supplies	-	-	-	-	-
21-326-5715-21	Park Maintenance	-	-	-	-	-
21-326-5716-21	Pest Abatement	6,750	15,000	15,000	15,000	15,600
21-326-5716-24	Pest Abatement	-	-	-	-	-
21-326-5716-25	Pest Abatement	-	1,500	1,500	1,500	1,560
21-326-5716-26	Pest Abatement	-	1,000	1,000	1,000	1,040
21-326-5717-21	Planting - Color Change	-	-	-	-	-
21-326-5717-24	Planting - Color Change	-	-	-	-	-
21-326-5717-25	Planting - Color Change	-	-	-	-	-
21-326-5718-21	Planting - Shrubs & Turf Grass	-	-	-	-	-
21-326-5718-24	Planting - Shrubs & Turf Grass	-	-	-	-	-
21-326-5718-25	Planting - Shrubs & Turf Grass	-	-	-	-	-
21-326-5718-26	Planting - Shrubs & Turf Grass	546	-	-	-	-
21-326-5719-21	Planting - Trees	-	2,500	2,500	2,500	2,600
21-326-5719-24	Planting - Trees	2,320	-	-	-	-
21-326-5719-25	Planting - Trees	-	1,500	1,500	1,560	1,622
21-326-5719-26	Planting - Trees	2,389	-	-	-	-

**DETAILED BUDGET FY 2024-25 FY 2025-26**

Budget Account	Account Name	FY 22/23 Actual	FY 23/24 Current Budget	FY 23/24 CY Estimate	FY 24/25 Recommended	FY 25/26 Recommended
21-326-5720-21	Postage	-	-	-	-	-
21-326-5721-21	Testing & Analysis	1,991	-	-	-	-
21-326-5722-21	Tree Removal	27,279	15,000	15,000	15,000	15,600
21-326-5722-22	Tree Removal	-	-	-	-	-
21-326-5722-24	Tree Removal	170	4,000	4,000	4,000	4,160
21-326-5722-25	Tree Removal	14,791	10,000	10,000	10,400	10,816
21-326-5722-26	Tree Removal	1,895	500	500	500	520
21-326-5723-21	Tree Trimming	20,814	30,000	30,000	30,000	31,200
21-326-5723-22	Tree Trimming	-	-	-	-	-
21-326-5723-24	Tree Trimming	-	5,000	5,000	5,700	5,928
21-326-5723-25	Tree Trimming	840	20,000	20,000	20,800	21,632
21-326-5723-26	Tree Trimming	5,735	12,000	12,000	12,000	12,480
21-326-5724-25	V-Ditch Irrigated Common Area	-	-	-	-	-
21-326-5726-00	Water	-	-	-	-	-
21-326-5726-21	Water	239,134	225,000	225,000	225,000	234,000
21-326-5726-24	Water	30,037	25,000	25,000	30,000	31,500
21-326-5726-25	Water	194,394	135,000	135,000	135,000	140,400
21-326-5726-26	Water	3,773	9,000	9,000	9,000	9,360
21-326-5727-00	Brush Clearance	-	-	-	-	-
21-326-5727-21	Brush Clearance	12,675	5,000	5,000	10,000	10,400
21-326-5727-24	Brush Clearance	-	-	-	-	-
21-326-5727-25	Brush Clearance	-	10,000	10,000	15,000	15,600
21-326-5727-26	Brush Clearance	17,550	2,500	2,500	5,000	5,200
21-326-5728-00	Lake Security	-	-	-	-	-
21-326-5729-21	Bird Control	-	-	-	-	-
21-326-5799-00	Projects/Miscellaneous	-	-	-	-	-
21-326-5799-21	Projects/Miscellaneous	6,000	-	-	-	-
21-326-5799-24	Projects/Miscellaneous	-	-	-	-	-
21-326-5799-25	Projects/Miscellaneous	-	-	-	-	-
21-326-5799-26	Projects/Miscellaneous	-	16,000	16,000	-	-
21-326-6500-00	Capital Outlay	-	-	-	-	-
21-326-6503-68	Turf Landscape Replacement	-	75,000	75,000	75,000	-
21-326-9900-40	Transfer to Capital	-	-	-	-	-
		1,618,291	1,779,749	1,779,749	1,794,509	1,788,589
<b>Total Fund 21 Expenditures</b>		<b>3,036,515</b>	<b>1,779,749</b>	<b>1,779,749</b>	<b>1,794,509</b>	<b>1,788,589</b>



## **LLAD 22 – HOA**

**(Department 322)**

The developer of Calabasas Park Homeowner association (CPHA) requested Los Angeles County to create a landscape district to fund, install, and maintain the common landscape areas.

The LLAD 22 provides maintenance of landscape within street right-of-way and open space areas. Maintenance of landscape on streets within right-of-way includes parkways, center medians, adjacent turf areas, and trees. Within the open space it provides annual weed abatement/brush clearance for fuel reduction/fire safety.

A special assessment is a tax which provides funds over and above the general fund tax in order to provide extra landscape maintenance services. These services are specific to each of the member communities -who has voted to approve the special assessment.

**DETAILED BUDGET FY 2024-25 FY 2025-26**

Budget Account	Account Name	FY 22/23 Actual	FY 23/24 Current Budget	FY 23/24 CY Estimate	FY 24/25 Recommended	FY 25/26 Recommended
<b>Fund: 22 - Landscape Maintenance District 22</b>						
<b>Revenue</b>						
<u>Division: 000 - Revenue</u>						
22-000-4410-22	Interest Landscape Dist. #22	14,762	15,000	15,000	15,000	15,600
22-000-4420-00	Miscellaneous	-	-	-	-	-
22-000-4411-00	Fair Market Value Investments	-	-	-	-	-
22-000-4010-22	Prop Tax - Dist 22 Ad Valorem	-	-	-	-	-
22-000-4710-22	Prop Tax Direct Assess LMD 22	3,388,043	3,400,000	3,400,000	3,400,000	3,536,000
		<u>3,402,805</u>	<u>3,415,000</u>	<u>3,415,000</u>	<u>3,415,000</u>	<u>3,551,600</u>
<b>Total Fund 22 Revenue</b>		<b>3,402,805</b>	<b>3,415,000</b>	<b>3,415,000</b>	<b>3,415,000</b>	<b>3,551,600</b>
<b>Expenditures</b>						
<u>Division: 322 - LMD #22</u>						
22-322-5100-00	Full Time Salaries	113,158	115,694	115,694	193,095	200,819
22-322-5100-02	Full Time Employee Overtime	964	-	-	-	-
22-322-5103-01	CalPERS City Paid EmployeeCost	143	143	143	141	147
22-322-5103-02	CalPERS Employer Cost	8,674	8,970	8,970	15,278	15,889
22-322-5103-03	CalPERS Unfunded Liability	652	250	250	587	610
22-322-5103-04	CalPERS Survivor Benefit	25	24	24	48	50
22-322-5104-00	Benefits	1,217	4,800	4,800	1,082	1,125
22-322-5104-02	Medical Insurance	16,110	13,523	13,523	38,328	39,862
22-322-5104-03	Dental Insurance	807	803	803	1,295	1,347
22-322-5104-04	Vision Insurance	150	149	149	272	283
22-322-5104-05	Short Term Disability	394	662	662	1,104	1,148
22-322-5104-06	Long Term Disability	190	214	214	355	369
22-322-5104-07	Life Insurance	268	331	331	552	574
22-322-5104-08	Accidental Death & Dismember	65	84	84	140	146
22-322-5104-09	Employee Assistance Program	43	44	44	87	90
22-322-5106-00	Employer Taxes	-	-	-	-	-
22-322-5106-01	Medicare	2,135	1,742	1,742	2,887	3,002
22-322-5109-00	Hourly Employees	28,024	18,000	18,000	-	-
22-322-5110-00	Auto Allowance	2,142	2,130	2,130	2,130	2,215
22-322-5110-01	457 Match	2,194	2,314	2,314	3,862	4,016
22-322-5220-00	Office Supplies	-	-	-	-	-
22-322-5222-00	Printing	-	-	-	-	-
22-322-5252-00	Contractual Services	-	-	-	-	-
22-322-5270-00	Business Meeting & Conference	1,138	-	-	1,200	1,248
22-322-5701-00	Contractual Services	-	-	-	-	-
22-322-5701-04	Contractual Services	514	500	500	600	624
22-322-5701-05	Contractual Services	119	110	110	150	156
22-322-5701-06	Contractual Services	1,575	1,500	1,500	1,500	1,560
22-322-5701-07	Contractual Services	1,473	1,300	1,300	1,800	1,872
22-322-5701-08	Contractual Services	1,366	1,250	1,250	1,800	1,872
22-322-5701-09	Contractual Services	394	500	500	500	520
22-322-5701-10	Contractual Services	106	258	258	258	268
22-322-5701-11	Contractual Services	3,786	1,500	1,500	1,500	1,560
22-322-5701-12	Contractual Services	55	25	25	100	104
22-322-5701-13	Contractual Services	862	800	800	950	988
22-322-5701-14	Contractual Services	386	355	355	495	515
22-322-5701-15	Contractual Services	-	-	-	-	-
22-322-5701-16	Contractual Services	1,794	1,600	1,600	2,000	2,080
22-322-5701-19	Contractual Services	608	5,200	5,200	1,000	1,040

**DETAILED BUDGET FY 2024-25 FY 2025-26**

Budget Account	Account Name	FY 22/23 Actual	FY 23/24 Current Budget	FY 23/24 CY Estimate	FY 24/25 Recommended	FY 25/26 Recommended
22-322-5701-20	Contractual Services	357	350	350	400	416
22-322-5702-04	Electric Svc - IrrigationMeter	-	-	-	-	-
22-322-5702-06	Electric Svc - IrrigationMeter	4,256	4,800	4,800	4,800	4,992
22-322-5702-07	Electric Svc - IrrigationMeter	732	1,800	1,800	1,800	1,872
22-322-5702-08	Electric Svc - IrrigationMeter	3,054	5,800	5,800	5,800	6,032
22-322-5702-09	Electric Svc - IrrigationMeter	-	-	-	-	-
22-322-5702-10	Electric Svc - IrrigationMeter	2,727	3,500	3,500	3,000	3,120
22-322-5702-11	Electric Svc - IrrigationMeter	257	400	400	400	416
22-322-5702-14	Electric Svc - IrrigationMeter	134	-	-	100	104
22-322-5702-16	Electric Svc - IrrigationMeter	-	-	-	-	-
22-322-5702-19	Electric Svc - IrrigationMeter	5,641	2,000	2,000	3,400	3,536
22-322-5702-20	Electric Svc - IrrigationMeter	190	-	-	150	156
22-322-5702-25	Electric Svc - IrrigationMeter	-	-	-	-	-
22-322-5703-19	Electric Svc - Street Lights	7,108	-	-	2,500	2,600
22-322-5704-04	Fertilization	-	-	-	-	-
22-322-5704-05	Fertilization	-	-	-	-	-
22-322-5704-06	Fertilization	-	-	-	1,000	1,040
22-322-5704-07	Fertilization	-	-	-	-	-
22-322-5704-08	Fertilization	-	-	-	-	-
22-322-5704-09	Fertilization	-	-	-	-	-
22-322-5704-11	Fertilization	-	-	-	-	-
22-322-5704-12	Fertilization	-	-	-	-	-
22-322-5704-14	Fertilization	-	-	-	-	-
22-322-5705-19	Fountain Maintenance	-	-	-	-	-
22-322-5706-04	Insect & Disease Control	-	500	500	-	-
22-322-5706-05	Insect & Disease Control	-	-	-	-	-
22-322-5706-06	Insect & Disease Control	-	-	-	-	-
22-322-5706-07	Insect & Disease Control	-	2,000	2,000	2,000	2,080
22-322-5706-09	Insect & Disease Control	-	350	350	350	364
22-322-5706-10	Insect & Disease Control	-	-	-	-	-
22-322-5706-11	Insect & Disease Control	-	-	-	-	-
22-322-5706-12	Insect & Disease Control	-	-	-	-	-
22-322-5706-13	Insect & Disease Control	-	2,000	2,000	2,000	2,080
22-322-5706-14	Insect & Disease Control	-	-	-	-	-
22-322-5707-04	Irrigation Repairs	14,812	10,000	10,000	5,000	5,200
22-322-5707-05	Irrigation Repairs	2,164	3,000	3,000	3,000	3,120
22-322-5707-06	Irrigation Repairs	75,942	10,000	10,000	25,000	26,000
22-322-5707-07	Irrigation Repairs	18,134	10,000	10,000	15,000	15,600
22-322-5707-08	Irrigation Repairs	33,454	15,000	15,000	15,000	15,600
22-322-5707-09	Irrigation Repairs	127	250	250	500	520
22-322-5707-10	Irrigation Repairs	8,999	3,000	3,000	3,000	3,120
22-322-5707-11	Irrigation Repairs	39,903	-	-	-	-
22-322-5707-12	Irrigation Repairs	-	-	-	-	-
22-322-5707-13	Irrigation Repairs	11,682	7,000	7,000	7,000	7,280
22-322-5707-14	Irrigation Repairs	2,352	3,500	3,500	3,500	3,640
22-322-5707-15	Irrigation Repairs	-	-	-	-	-
22-322-5707-19	Irrigation Repairs	32,421	25,000	25,000	20,000	20,800
22-322-5707-20	Irrigation Repairs	9,405	10,000	10,000	10,000	10,400
22-322-5708-07	Lake Insurance	-	-	-	-	-
22-322-5711-07	Lake Maintenance-Svc Contract	-	-	-	-	-
22-322-5712-04	Landscape Maint-Svc Contract	88,201	87,712	87,712	150,401	156,417
22-322-5712-05	Landscape Maint-Svc Contract	30,546	30,400	30,400	32,000	33,280
22-322-5712-06	Landscape Maint-Svc Contract	241,944	239,000	239,000	330,000	343,200
22-322-5712-07	Landscape Maint-Svc Contract	95,037	94,000	94,000	100,000	104,000
22-322-5712-08	Landscape Maint-Svc Contract	278,995	283,874	283,874	333,138	346,464

**DETAILED BUDGET FY 2024-25 FY 2025-26**

Budget Account	Account Name	FY 22/23 Actual	FY 23/24 Current Budget	FY 23/24 CY Estimate	FY 24/25 Recommended	FY 25/26 Recommended
22-322-5712-09	Landscape Maint-Svc Contract	25,001	38,970	38,970	38,970	40,529
22-322-5712-10	Landscape Maint-Svc Contract	55,128	60,000	60,000	75,903	78,939
22-322-5712-11	Landscape Maint-Svc Contract	51,736	52,125	52,125	78,000	81,120
22-322-5712-13	Landscape Maint-Svc Contract	60,382	82,200	82,200	82,000	85,280
22-322-5712-14	Landscape Maint-Svc Contract	54,936	61,728	61,728	62,000	64,480
22-322-5712-15	Landscape Maint-Svc Contract	-	-	-	-	-
22-322-5712-16	Landscape Maint-Svc Contract	-	-	-	-	-
22-322-5712-19	Landscape Maint-Svc Contract	133,644	105,000	105,000	138,989	144,549
22-322-5712-20	Landscape Maint-Svc Contract	81,764	82,000	82,000	82,000	85,280
22-322-5712-22	Landscape Maint-Svc Contract	-	-	-	-	-
22-322-5712-24	Landscape Maint-Svc Contract	-	-	-	-	-
22-322-5712-25	Landscape Maint-Svc Contract	-	-	-	-	-
22-322-5712-30	Landscape Maint-Svc Contract	-	-	-	-	-
22-322-5712-31	Landscape Maint-Svc Contract	-	-	-	-	-
22-322-5713-04	Landscape Refurbishment	5,907	500	500	4,500	4,680
22-322-5713-05	Landscape Refurbishment	5,956	500	500	500	520
22-322-5713-06	Landscape Refurbishment	47,474	20,000	20,000	35,000	36,400
22-322-5713-07	Landscape Refurbishment	11,812	12,500	12,500	12,500	13,000
22-322-5713-08	Landscape Refurbishment	2,920	-	-	-	-
22-322-5713-09	Landscape Refurbishment	1,714	500	500	500	520
22-322-5713-10	Landscape Refurbishment	1,480	1,500	1,500	1,500	1,560
22-322-5713-11	Landscape Refurbishment	812	-	-	-	-
22-322-5713-12	Landscape Refurbishment	-	-	-	-	-
22-322-5713-13	Landscape Refurbishment	1,875	20,000	20,000	20,000	20,800
22-322-5713-14	Landscape Refurbishment	-	850	850	850	884
22-322-5713-15	Landscape Refurbishment	-	-	-	-	-
22-322-5713-16	Landscape Refurbishment	-	15,000	15,000	15,000	15,600
22-322-5713-19	Landscape Refurbishment	8,365	30,000	30,000	2,500	2,600
22-322-5713-20	Landscape Refurbishment	2,468	2,000	2,000	2,000	2,080
22-322-5713-24	Landscape Refurbishment	-	-	-	-	-
22-322-5713-25	Landscape Refurbishment	-	-	-	-	-
22-322-5714-00	Office Supplies	-	-	-	-	-
22-322-5714-07	Office Supplies	-	-	-	-	-
22-322-5714-25	Office Supplies	-	-	-	-	-
22-322-5715-06	Park Maintenance	-	-	-	-	-
22-322-5715-09	Park Maintenance	-	-	-	-	-
22-322-5715-16	Park Maintenance	10,251	95,000	95,000	95,000	98,800
22-322-5715-19	Park Maintenance	-	-	-	-	-
22-322-5716-04	Pest Abatement	-	3,000	3,000	-	-
22-322-5716-05	Pest Abatement	-	-	-	-	-
22-322-5716-06	Pest Abatement	-	250	250	250	260
22-322-5716-07	Pest Abatement	-	9,000	9,000	9,000	9,360
22-322-5716-08	Pest Abatement	-	-	-	-	-
22-322-5716-09	Pest Abatement	-	-	-	-	-
22-322-5716-10	Pest Abatement	6,500	6,000	6,000	6,000	6,240
22-322-5716-11	Pest Abatement	-	-	-	-	-
22-322-5716-12	Pest Abatement	-	-	-	-	-
22-322-5716-13	Pest Abatement	-	1,000	1,000	1,000	1,040
22-322-5716-14	Pest Abatement	-	-	-	1,000	1,040
22-322-5716-19	Pest Abatement	7,068	5,500	5,500	5,500	5,720
22-322-5716-20	Pest Abatement	-	-	-	-	-
22-322-5717-04	Planting - Color Change	-	-	-	-	-
22-322-5717-06	Planting - Color Change	-	-	-	-	-
22-322-5717-07	Planting - Color Change	-	-	-	-	-
22-322-5717-09	Planting - Color Change	-	-	-	-	-



**DETAILED BUDGET FY 2024-25 FY 2025-26**

Budget Account	Account Name	FY 22/23 Actual	FY 23/24 Current Budget	FY 23/24 CY Estimate	FY 24/25 Recommended	FY 25/26 Recommended
22-322-5717-10	Planting - Color Change	-	-	-	2,700	2,808
22-322-5717-11	Planting - Color Change	-	-	-	-	-
22-322-5717-12	Planting - Color Change	-	-	-	-	-
22-322-5717-13	Planting - Color Change	-	-	-	-	-
22-322-5717-14	Planting - Color Change	-	-	-	-	-
22-322-5717-19	Planting - Color Change	-	-	-	-	-
22-322-5717-20	Planting - Color Change	-	-	-	-	-
22-322-5717-24	Planting - Color Change	-	-	-	-	-
22-322-5717-25	Planting - Color Change	-	-	-	-	-
22-322-5718-00	Planting - Shrubs & Turf Grass	-	-	-	-	-
22-322-5718-05	Planting - Shrubs & Turf Grass	-	-	-	-	-
22-322-5718-06	Planting - Shrubs & Turf Grass	-	-	-	-	-
22-322-5718-07	Planting - Shrubs & Turf Grass	-	-	-	-	-
22-322-5718-09	Planting - Shrubs & Turf Grass	-	-	-	-	-
22-322-5718-10	Planting - Shrubs & Turf Grass	-	-	-	-	-
22-322-5718-11	Planting - Shrubs & Turf Grass	-	-	-	-	-
22-322-5718-13	Planting - Shrubs & Turf Grass	-	-	-	-	-
22-322-5718-14	Planting - Shrubs & Turf Grass	-	-	-	-	-
22-322-5718-16	Planting - Shrubs & Turf Grass	-	-	-	-	-
22-322-5718-19	Planting - Shrubs & Turf Grass	-	-	-	-	-
22-322-5718-20	Planting - Shrubs & Turf Grass	-	-	-	-	-
22-322-5718-24	Planting - Shrubs & Turf Grass	-	-	-	-	-
22-322-5718-25	Planting - Shrubs & Turf Grass	-	-	-	-	-
22-322-5719-04	Planting - Trees	-	-	-	-	-
22-322-5719-05	Planting - Trees	-	-	-	-	-
22-322-5719-06	Planting - Trees	3,857	15,000	15,000	15,000	15,600
22-322-5719-07	Planting - Trees	-	-	-	1,500	1,560
22-322-5719-08	Planting - Trees	-	-	-	-	-
22-322-5719-09	Planting - Trees	-	-	-	1,000	1,040
22-322-5719-10	Planting - Trees	-	-	-	-	-
22-322-5719-11	Planting - Trees	-	-	-	-	-
22-322-5719-12	Planting - Trees	-	-	-	-	-
22-322-5719-13	Planting - Trees	-	-	-	-	-
22-322-5719-14	Planting - Trees	-	-	-	-	-
22-322-5719-16	Planting - Trees	-	-	-	-	-
22-322-5719-19	Planting - Trees	-	-	-	2,500	2,600
22-322-5719-20	Planting - Trees	-	-	-	-	-
22-322-5719-25	Planting - Trees	-	-	-	-	-
22-322-5720-04	Postage	-	-	-	-	-
22-322-5720-06	Postage	-	-	-	-	-
22-322-5720-07	Postage	-	-	-	-	-
22-322-5720-11	Postage	-	-	-	-	-
22-322-5720-19	Postage	-	-	-	-	-
22-322-5720-20	Postage	-	-	-	-	-
22-322-5721-08	Testing & Analysis	-	-	-	-	-
22-322-5721-11	Testing & Analysis	-	-	-	-	-
22-322-5721-24	Testing & Analysis	-	-	-	-	-
22-322-5722-04	Tree Removal	-	-	-	-	-
22-322-5722-05	Tree Removal	403	3,000	3,000	5,000	5,200
22-322-5722-06	Tree Removal	5,035	15,000	15,000	15,000	15,600
22-322-5722-07	Tree Removal	17,323	35,000	35,000	35,000	36,400
22-322-5722-08	Tree Removal	46,460	10,000	10,000	-	-
22-322-5722-09	Tree Removal	1,345	350	350	1,000	1,040
22-322-5722-10	Tree Removal	9,022	2,500	2,500	3,000	3,120
22-322-5722-11	Tree Removal	5,737	-	-	-	-

**DETAILED BUDGET FY 2024-25 FY 2025-26**

Budget Account	Account Name	FY 22/23 Actual	FY 23/24 Current Budget	FY 23/24 CY Estimate	FY 24/25 Recommended	FY 25/26 Recommended
22-322-5722-12	Tree Removal	-	-	-	-	-
22-322-5722-13	Tree Removal	22,910	15,000	15,000	15,000	15,600
22-322-5722-14	Tree Removal	-	500	500	500	520
22-322-5722-15	Tree Removal	-	-	-	-	-
22-322-5722-16	Tree Removal	-	-	-	15,000	15,600
22-322-5722-19	Tree Removal	36,509	15,000	15,000	10,000	10,400
22-322-5722-20	Tree Removal	918	5,000	5,000	5,000	5,200
22-322-5722-22	Tree Removal	-	-	-	-	-
22-322-5722-24	Tree Removal	-	-	-	-	-
22-322-5722-25	Tree Removal	-	-	-	-	-
22-322-5723-04	Tree Trimming	1,420	-	-	-	-
22-322-5723-05	Tree Trimming	3,930	10,000	10,000	10,000	10,400
22-322-5723-06	Tree Trimming	16,045	50,000	50,000	50,000	52,000
22-322-5723-07	Tree Trimming	5,793	45,000	45,000	45,000	46,800
22-322-5723-08	Tree Trimming	27,677	15,000	15,000	15,000	15,600
22-322-5723-09	Tree Trimming	-	3,500	3,500	5,000	5,200
22-322-5723-10	Tree Trimming	5,275	10,000	10,000	10,000	10,400
22-322-5723-11	Tree Trimming	-	-	-	-	-
22-322-5723-12	Tree Trimming	5,000	6,000	6,000	6,000	6,240
22-322-5723-13	Tree Trimming	38,945	42,000	42,000	42,000	43,680
22-322-5723-14	Tree Trimming	10,465	10,000	10,000	10,000	10,400
22-322-5723-15	Tree Trimming	-	-	-	-	-
22-322-5723-16	Tree Trimming	36,000	35,000	35,000	35,000	36,400
22-322-5723-19	Tree Trimming	12,090	30,000	30,000	25,000	26,000
22-322-5723-20	Tree Trimming	20,560	18,000	18,000	18,000	18,720
22-322-5723-22	Tree Trimming	-	-	-	-	-
22-322-5723-24	Tree Trimming	-	-	-	-	-
22-322-5723-25	Tree Trimming	-	-	-	-	-
22-322-5725-06	V-Ditch Non-Irrigated Common	-	1,500	1,500	1,500	1,560
22-322-5725-07	V-Ditch Non-Irrigated Common	-	-	-	1,500	1,560
22-322-5726-04	Water	34,506	42,000	42,000	42,000	43,680
22-322-5726-05	Water	16,441	18,500	18,500	18,500	19,240
22-322-5726-06	Water	-	-	-	-	-
22-322-5726-07	Water	113,777	120,000	120,000	120,000	124,800
22-322-5726-08	Water	122,085	75,000	75,000	75,000	78,000
22-322-5726-09	Water	2,846	6,800	6,800	6,800	7,072
22-322-5726-10	Water	20,476	40,000	40,000	40,000	41,600
22-322-5726-11	Water	48,341	40,000	40,000	40,000	41,600
22-322-5726-12	Water	5,871	2,850	2,850	2,850	2,964
22-322-5726-13	Water	2,073	24,000	24,000	24,000	24,960
22-322-5726-14	Water	38,021	25,000	25,000	25,000	26,000
22-322-5726-16	Water	131,303	195,000	195,000	195,000	202,800
22-322-5726-19	Water	102,904	90,000	90,000	90,000	93,600
22-322-5726-20	Water	29,033	40,000	40,000	40,000	41,600
22-322-5726-24	Water	-	-	-	-	-
22-322-5726-25	Water	-	-	-	-	-
22-322-5727-00	Brush Clearance	-	-	-	-	-
22-322-5727-04	Brush Clearance	3,481	7,000	7,000	4,000	4,160
22-322-5727-05	Brush Clearance	2,574	5,100	5,100	5,000	5,200
22-322-5727-06	Brush Clearance	68,185	65,000	65,000	75,000	78,000
22-322-5727-07	Brush Clearance	53,950	85,000	85,000	85,000	88,400
22-322-5727-08	Brush Clearance	86,805	90,000	90,000	96,714	100,583
22-322-5727-09	Brush Clearance	3,036	-	-	4,000	4,160
22-322-5727-10	Brush Clearance	8,525	18,000	18,000	18,000	18,720
22-322-5727-14	Brush Clearance	-	2,000	2,000	5,000	5,200

**DETAILED BUDGET FY 2024-25 FY 2025-26**

Budget Account	Account Name	FY 22/23 Actual	FY 23/24 Current Budget	FY 23/24 CY Estimate	FY 24/25 Recommended	FY 25/26 Recommended
22-322-5727-16	Brush Clearance	149,044	145,000	145,000	160,000	166,400
22-322-5727-19	Brush Clearance	33,549	-	-	34,000	35,360
22-322-5727-20	Brush Clearance	19,000	20,000	20,000	20,000	20,800
22-322-5727-25	Bird Control	-	-	-	-	-
22-322-5729-07	Brush Clearance	39,000	-	-	-	-
22-322-5799-00	Projects/Miscellaneous	-	-	-	-	-
22-322-5799-05	Projects/Miscellaneous	-	-	-	-	-
22-322-5799-06	Projects/Miscellaneous	3,523	5,000	5,000	-	-
22-322-5799-07	Projects/Miscellaneous	1,236	44,000	44,000	-	-
22-322-5799-08	Projects/Miscellaneous	780	-	-	-	-
22-322-5799-09	Projects/Miscellaneous	-	-	-	-	-
22-322-5799-10	Projects/Miscellaneous	-	5,000	5,000	-	-
22-322-5799-11	Projects/Miscellaneous	-	-	-	-	-
22-322-5799-12	Projects/Miscellaneous	-	-	-	-	-
22-322-5799-13	Projects/Miscellaneous	2,131	11,000	11,000	-	-
22-322-5799-14	Projects/Miscellaneous	-	-	-	-	-
22-322-5799-15	Projects/Miscellaneous	-	-	-	-	-
22-322-5799-16	Projects/Miscellaneous	85,829	10,000	10,000	-	-
22-322-5799-18	Projects/Miscellaneous	-	-	-	-	-
22-322-5799-19	Projects/Miscellaneous	3,250	10,000	10,000	-	-
22-322-5799-20	Projects/Miscellaneous	-	25,000	25,000	-	-
22-322-5799-22	Projects/Miscellaneous	-	-	-	-	-
22-322-5799-25	Projects/Miscellaneous	-	-	-	-	-
22-322-6500-00	Capital Outlay	-	-	-	-	-
22-322-6503-68	Turf Landscape Replacement	-	61,500	61,500	61,500	-
		<u>3,341,592</u>	<u>3,465,234</u>	<u>3,465,234</u>	<u>3,814,362</u>	<u>3,902,976</u>
<b>Total Fund 22 Expenditures</b>		<b>3,341,592</b>	<b>3,465,234</b>	<b>3,465,234</b>	<b>3,814,362</b>	<b>3,902,976</b>



## **LLAD 24** **(Department 323)**

The developer of the homeowner associations located in the Lost Hills Road/Calabasas Hills Road section of Calabasas requested Los Angeles County to create a landscape district to fund installation and maintenance of street trees, street median landscape, and specified slopes and creek bank maintenance.

The LLAD 24 provides maintenance of landscape within street right-of-way and open space areas. The open space areas include specified slopes and creek banks. Maintenance of landscape on streets within right-of-way includes parkways, center medians, adjacent turf areas, trees, and annual weed abatement/brush clearance for fuel reduction/fire safety.

A special assessment is a tax which provides funds over and above the general fund tax in order to provide extra landscape maintenance services. These services are specific to each of the member communities -who has voted to approve the special assessment.

**DETAILED BUDGET FY 2024-25 FY 2025-26**

Budget Account	Account Name	FY 22/23 Actual	FY 23/24 Current Budget	FY 23/24 CY Estimate	FY 24/25 Recommended	FY 25/26 Recommended
<b>Fund: 24 - Landscape Maintenance District #24</b>						
<b>Revenue</b>						
<u>Division: 000 - Revenue</u>						
24-000-4410-24	Interest Landscape Dist. #24	(1,457)	100	100	1,000	1,040
24-000-4411-00	Fair Market Value Investments	-	-	-	-	-
24-000-4710-24	Prop Tax Direct Assess LMD 24	230,866	230,000	230,000	230,000	239,200
24-000-4900-10	Transfer in General Fund	-	-	-	-	-
		<u>229,408</u>	<u>230,100</u>	<u>230,100</u>	<u>231,000</u>	<u>240,240</u>
<b>Total Fund 24 Revenue</b>		<b>229,408</b>	<b>230,100</b>	<b>230,100</b>	<b>231,000</b>	<b>240,240</b>
<b>Expenditures</b>						
<u>Division: 323 - LMD #24</u>						
24-323-5100-00	Full Time Salaries	36,185	36,142	36,142	37,451	38,949
24-323-5100-02	Full Time Employee Overtime	289	-	-	-	-
24-323-5103-01	CalPERS City Paid EmployeeCost	143	143	143	141	147
24-323-5103-02	CalPERS Employer Cost	2,750	2,860	2,860	3,028	3,149
24-323-5103-03	CalPERS Unfunded Liability	377	250	250	337	350
24-323-5103-04	CalPERS Survivor Benefit	8	8	8	8	8
24-323-5104-00	Benefits	365	1,440	1,440	331	344
24-323-5104-02	Medical Insurance	5,036	4,171	4,171	7,212	7,500
24-323-5104-03	Dental Insurance	252	248	248	245	255
24-323-5104-04	Vision Insurance	47	46	46	47	49
24-323-5104-05	Short Term Disability	123	207	207	213	222
24-323-5104-06	Long Term Disability	59	66	66	70	73
24-323-5104-07	Life Insurance	83	105	105	110	114
24-323-5104-08	Accidental Death & Dismember	20	27	27	28	29
24-323-5104-09	Employee Assistance Program	13	12	12	12	12
24-323-5106-00	Employer Taxes	-	-	-	-	-
24-323-5106-01	Medicare	552	544	544	563	586
24-323-5109-00	Hourly Employees	-	4,000	4,000	-	-
24-323-5110-00	Auto Allowance	661	660	660	660	686
24-323-5110-01	457 Match	686	723	723	749	779
24-323-5220-00	Office Supplies	-	-	-	-	-
24-323-5252-00	Contractual Services	-	-	-	-	-
24-323-5252-80	Tree Trimming	-	-	-	-	-
24-323-5270-00	Business Meeting & Conference	87	-	-	-	-
24-323-5701-00	Contractual Services	-	-	-	-	-
24-323-5701-30	Contractual Services	-	500	500	500	520
24-323-5701-31	Contractual Services	-	200	200	200	208
24-323-5701-32	Contractual Services	-	200	200	200	208
24-323-5701-33	Contractual Services	-	200	200	200	208
24-323-5701-34	Contractual Services	-	200	200	200	208
24-323-5701-35	Contractual Services	-	200	200	200	208
24-323-5701-36	Contractual Services	-	200	200	200	208
24-323-5701-37	Contractual Services	15	200	200	200	208

**DETAILED BUDGET FY 2024-25 FY 2025-26**

Budget Account	Account Name	FY 22/23 Actual	FY 23/24 Current Budget	FY 23/24 CY Estimate	FY 24/25 Recommended	FY 25/26 Recommended
24-323-5702-30	Electric Svc - IrrigationMeter	2,204	2,100	2,100	2,100	2,184
24-323-5704-30	Fertilization	-	-	-	-	-
24-323-5706-30	Insect & Disease Control	-	500	500	500	520
24-323-5707-30	Irrigation Repairs	827	3,500	3,500	3,500	3,640
24-323-5707-31	Irrigation Repairs	174	-	-	-	-
24-323-5707-32	Irrigation Repairs	359	-	-	-	-
24-323-5707-33	Irrigation Repairs	299	-	-	-	-
24-323-5707-34	Irrigation Repairs	4,051	-	-	-	-
24-323-5707-37	Irrigation Repairs	45	-	-	-	-
24-323-5712-30	Landscape Maint-Svc Contract	16,000	66,500	66,500	66,500	69,160
24-323-5712-31	Landscape Maint-Svc Contract	13,334	5,000	5,000	1,000	1,040
24-323-5712-32	Landscape Maint-Svc Contract	35,630	20,000	20,000	25,000	26,000
24-323-5712-33	Landscape Maint-Svc Contract	14,737	10,000	10,000	10,000	10,400
24-323-5712-34	Landscape Maint-Svc Contract	3,102	2,500	2,500	2,500	2,600
24-323-5712-35	Landscape Maint-Svc Contract	3,115	2,500	2,500	2,500	2,600
24-323-5712-36	Landscape Maint-Svc Contract	2,082	2,000	2,000	2,000	2,080
24-323-5712-37	Landscape Maint-Svc Contract	13,806	7,000	7,000	9,000	9,360
24-323-5713-30	Landscape Refurbishment	17,841	2,000	2,000	2,000	2,080
24-323-5713-31	Landscape Refurbishment	1,646	500	500	-	-
24-323-5713-32	Landscape Refurbishment	7,867	8,500	8,500	1,000	1,040
24-323-5713-33	Landscape Refurbishment	1,159	4,000	4,000	2,000	2,080
24-323-5713-34	Landscape Refurbishment	2,414	2,000	2,000	2,000	2,080
24-323-5713-35	Landscape Refurbishment	-	2,200	2,200	-	-
24-323-5713-36	Landscape Refurbishment	-	1,800	1,800	-	-
24-323-5713-37	Landscape Refurbishment	1,469	1,500	1,500	1,000	1,040
24-323-5714-00	Office Supplies	-	-	-	-	-
24-323-5714-30	Office Supplies	-	-	-	-	-
24-323-5716-30	Pest Abatement	-	-	-	-	-
24-323-5716-40	Pest Abatement	-	-	-	-	-
24-323-5717-30	Planting - Color Change	-	-	-	-	-
24-323-5718-30	Planting - Shrubs & Turf Grass	-	-	-	-	-
24-323-5718-31	Planting - Shrubs & Turf Grass	-	-	-	-	-
24-323-5719-30	Planting - Trees	-	-	-	-	-
24-323-5719-31	Planting - Trees	-	-	-	-	-
24-323-5722-30	Tree Removal	-	25,000	25,000	-	-
24-323-5722-31	Tree Removal	-	-	-	-	-
24-323-5722-32	Tree Removal	-	1,500	1,500	-	-
24-323-5722-33	Tree Removal	-	1,000	1,000	-	-
24-323-5722-37	Tree Removal	-	-	-	-	-
24-323-5723-30	Tree Trimming	387	25,000	25,000	-	-
24-323-5723-31	Tree Trimming	484	-	-	-	-
24-323-5723-33	Tree Trimming	-	12,000	12,000	-	-
24-323-5723-34	Tree Trimming	-	1,500	1,500	-	-
24-323-5723-35	Tree Trimming	-	500	500	-	-
24-323-5723-36	Tree Trimming	-	2,000	2,000	-	-
24-323-5726-30	Water	8,812	31,000	31,000	-	-
24-323-5726-31	Water	-	-	-	-	-
24-323-5726-32	Water	8,311	4,000	4,000	5,000	5,250
24-323-5726-33	Water	6,484	5,000	5,000	5,000	5,200
24-323-5726-34	Water	-	-	-	-	-
24-323-5726-35	Water	1,411	2,000	2,000	2,000	2,080
24-323-5726-36	Water	-	-	-	-	-
24-323-5726-37	Water	3,835	2,000	2,000	2,000	2,080

**DETAILED BUDGET FY 2024-25 FY 2025-26**

Budget Account	Account Name	FY 22/23 Actual	FY 23/24 Current Budget	FY 23/24 CY Estimate	FY 24/25 Recommended	FY 25/26 Recommended
24-323-5727-30	Brush Clearance	-	10,000	10,000	20,000	20,800
24-323-5727-31	Brush Clearance	-	-	-	-	-
24-323-5727-32	Brush Clearance	1,200	-	-	-	-
24-323-5727-33	Brush Clearance	-	-	-	-	-
24-323-5727-34	Brush Clearance	400	-	-	-	-
24-323-5727-37	Brush Clearance	600	-	-	-	-
24-323-5799-30	Projects/Miscellaneous	-	-	-	-	-
24-323-6500-00	Capital Outlay	-	-	-	-	-
24-323-6503-68	Turf Landscape Replacement	-	4,500	4,500	4,500	-
		<u>221,835</u>	<u>324,652</u>	<u>324,652</u>	<u>224,205</u>	<u>228,543</u>
<b>Total Fund 24 Expenditures</b>		<b>221,835</b>	<b>324,652</b>	<b>324,652</b>	<b>224,205</b>	<b>228,543</b>

**DETAILED BUDGET FY 2024-25 FY 2025-26**

Budget Account	Account Name	FY 22/23 Actual	FY 23/24 Current Budget	FY 23/24 CY Estimate	FY 24/25 Recommended	FY 25/26 Recommended
<b>Fund: 25 - Prop C</b>						
<b>Revenue</b>						
<u>Division: 000 - Revenue</u>						
25-000-4410-00	Interest Income	18,320	15,000	15,000	19,000	19,760
25-000-4411-00	Fair Market Value Investments	-	-	-	-	-
25-000-4630-00	Prop C	530,692	500,000	500,000	533,000	554,320
25-000-4900-16	Transfer in Developr ImpactFee	-	-	-	-	-
25-000-4900-20	Transfer in Prop A	-	-	-	-	-
25-000-4900-34	Transfer in Measure R Local	-	-	-	-	-
25-000-4900-39	Transfer in Measure R Trans	-	-	-	-	-
		<u>549,012</u>	<u>515,000</u>	<u>515,000</u>	<u>552,000</u>	<u>574,080</u>
<b>Total Fund 25 Revenue</b>		<b>549,012</b>	<b>515,000</b>	<b>515,000</b>	<b>552,000</b>	<b>574,080</b>
<b>Expenditures</b>						
<u>Division: 134 - Non-Departmental</u>						
25-134-9900-10	Transfer to General Fund	-	-	-	-	-
25-134-9900-20	Transfer to Prop A	-	-	-	-	-
25-134-9900-29	Transfer to Transit	376,088	309,300	309,300	309,300	309,300
25-134-9900-34	Transfer to Measure R LR	-	-	-	-	-
25-134-9900-40	Transfer to Capital	-	-	-	-	-
		<u>376,088</u>	<u>309,300</u>	<u>309,300</u>	<u>309,300</u>	<u>309,300</u>
<u>Division: 331 - Transportation Planning</u>						
25-331-5100-00	Full Time Salaries	60,688	43,310	43,310	44,608	46,392
25-331-5100-02	Full Time Employee Overtime	1,190	-	-	-	-
25-331-5103-01	CalPERS City Paid EmployeeCost	1,274	-	-	-	-
25-331-5103-02	CalPERS Employer Cost	4,977	3,326	3,326	3,511	3,651
25-331-5103-03	CalPERS Unfunded Liability	2,526	-	-	72	75
25-331-5103-04	CalPERS Survivor Benefit	17	12	12	12	12
25-331-5104-00	Benefits	3,048	3,300	3,300	2,257	2,347
25-331-5104-02	Medical Insurance	9,341	8,164	8,164	14,936	15,533
25-331-5104-03	Dental Insurance	476	475	475	460	478
25-331-5104-04	Vision Insurance	94	87	87	87	90
25-331-5104-05	Short Term Disability	207	248	248	255	265
25-331-5104-06	Long Term Disability	100	80	80	82	85
25-331-5104-07	Life Insurance	148	123	123	127	132
25-331-5104-08	Accidental Death & Dismember	36	31	31	32	34
25-331-5104-09	Employee Assistance Program	28	22	22	22	23
25-331-5106-01	Medicare	956	641	641	660	686
25-331-5110-00	Auto Allowance	247	-	-	-	-
25-331-5110-01	457 Match	1,141	866	866	892	928
25-331-5252-00	Contractual Services	922	-	-	-	-
25-331-9800-00	Cost Allocation Plan Charges	(96,166)	110,000	-	-	-
		<u>(8,751)</u>	<u>170,685</u>	<u>60,685</u>	<u>68,013</u>	<u>70,734</u>
<u>Division: 333 - Transit Services</u>						
25-333-5252-00	Contractual Services	-	-	-	-	-
25-333-5252-29	Public Transit Fueling #110-04	-	-	-	-	-
25-333-5252-39	Flexible Route Shuttle #110-01	-	-	-	-	-
25-333-5252-49	Trolley #110-02	-	-	-	-	-
25-333-5252-51	Vehicle Maintenance #180-01	-	-	-	-	-
25-333-5252-53	Line 1 Fixed Rt (JARC) #110-05	-	-	-	-	-
		<u>-</u>	<u>-</u>	<u>-</u>	<u>-</u>	<u>-</u>
<b>Total Fund 25 Expenditures</b>		<b>367,337</b>	<b>479,985</b>	<b>369,985</b>	<b>377,313</b>	<b>380,034</b>



**DETAILED BUDGET FY 2024-25 FY 2025-26**

Budget Account	Account Name	FY 22/23 Actual	FY 23/24 Current Budget	FY 23/24 CY Estimate	FY 24/25 Recommended	FY 25/26 Recommended
<b>Fund: 26 - Transportation Development Act (TDA)</b>						
<b>Revenue</b>						
<u>Division: 000 - Revenue</u>						
26-000-4840-19	Return of Unused TDA Funds	-	-	-	-	-
26-000-4410-00	Interest Income	(970)	(100)	(100)	-	-
26-000-4411-00	Fair Market Value Investments	-	-	-	-	-
26-000-4635-00	TDA Revenue	7,455	5,000	5,000	-	-
26-000-4900-10	Transfer in General Fund	-	-	-	-	-
26-331-4840-19	Return of Unused TDA Funds	-	-	-	-	-
		<hr/> 6,485	<hr/> 4,900	<hr/> 4,900	<hr/> -	<hr/> -
<b>Total Fund 26 Revenue</b>		<b>6,485</b>	<b>4,900</b>	<b>4,900</b>	-	-
<b>Expenditures</b>						
<u>Division 331 - Transportation Planning</u>						
26-331-5252-00	Contractual Services	20,995	-	-	-	-
26-331-5252-10	Road safety/Shoulder/Pky maint	-	-	-	-	-
		<hr/> 20,995	<hr/> -	<hr/> -	<hr/> -	<hr/> -
<b>Total Fund 26 Expenditures</b>		<b>20,995</b>	-	-	-	-



## **LLAD 27** **(Department 324)**

The LLAD 27 is located within a section of Las Virgenes Road, North of Parkmor Road, and on both sides of a one-block section of Thousand Oaks Blvd, from Las Virgenes Road to Ruthwood Drive. The developer of the homeowner associations and apartment complexes located on N. Las Virgenes Road requested Los Angeles County to create a special assessment district, to fund the installation and maintenance of street trees and median landscape.

LLAD 27 provides maintenance of landscape within street right-of-way. Maintenance of landscape on streets within right-of-way includes parkways, center medians, and street trees.

A special assessment is a tax which provides funds over and above the general fund tax in order to provide extra landscape maintenance services. These services are specific to each of the member communities -who has voted to approve the special assessment.

**DETAILED BUDGET FY 2024-25 FY 2025-26**

Budget Account	Account Name	FY 22/23 Actual	FY 23/24 Current Budget	FY 23/24 CY Estimate	FY 24/25 Recommended	FY 25/26 Recommended
<b>Fund: 27 - Landscape Maintenance District #27</b>						
<b>Revenue</b>						
<u>Division: 000 - Revenue</u>						
27-000-4410-27	Interest Landscape Dist. #27	4,225	4,000	4,000	5,000	5,200
27-000-4420-00	Miscellaneous	-	-	-	-	-
27-000-4411-00	Fair Market Value Investments	-	-	-	-	-
27-000-4710-27	Prop Tax Direct Assess LMD 27	306,087	400,000	400,000	400,000	416,000
		<u>310,312</u>	<u>404,000</u>	<u>404,000</u>	<u>405,000</u>	<u>421,200</u>
<b>Total Fund 27 Revenue</b>		<b>310,312</b>	<b>404,000</b>	<b>404,000</b>	<b>405,000</b>	<b>421,200</b>
<b>Expenditures</b>						
<u>Division: 324 - Intergovernmental Relations</u>						
27-324-5100-00	Full Time Salaries	10,996	11,365	11,365	11,814	12,287
27-324-5100-02	Full Time Employee Overtime	96	-	-	-	-
27-324-5103-01	CalPERS City Paid EmployeeCost	-	-	-	-	-
27-324-5103-02	CalPERS Employer Cost	846	873	873	929	966
27-324-5103-03	CalPERS Unfunded Liability	38	-	-	19	20
27-324-5103-04	CalPERS Survivor Benefit	3	2	2	2	2
27-324-5104-00	Benefits	122	480	480	107	111
27-324-5104-02	Medical Insurance	1,582	1,336	1,336	2,274	2,365
27-324-5104-03	Dental Insurance	79	79	79	77	80
27-324-5104-04	Vision Insurance	15	15	15	15	16
27-324-5104-05	Short Term Disability	39	65	65	67	70
27-324-5104-06	Long Term Disability	19	21	21	22	23
27-324-5104-07	Life Insurance	26	33	33	35	36
27-324-5104-08	Accidental Death & Dismember	6	8	8	9	9
27-324-5104-09	Employee Assistance Program	4	4	4	4	4
27-324-5106-00	Employer Taxes	-	-	-	-	-
27-324-5106-01	Medicare	168	171	171	178	185
27-324-5106-02	Social Security	-	-	-	-	-
27-324-5109-00	Hourly Employees	-	1,000	1,000	-	-
27-324-5110-00	Auto Allowance	212	210	210	210	218
27-324-5110-01	457 Match	216	227	227	236	245
27-324-5220-00	Office Supplies	-	-	-	-	-
27-324-5252-00	Contractual Services	-	-	-	-	-
27-324-5252-80	Tree Trimming	-	-	-	-	-
27-324-5270-00	Business Meeting & Conference	29	-	-	-	-
27-324-5701-00	Contractual Services	-	-	-	-	-
27-324-5701-40	Contractual Services	1,020	-	1,100	-	-
27-324-5701-41	Contractual Services	317	400	400	400	416
27-324-5702-40	Electric Svc - IrrigationMeter	72	300	300	300	312
27-324-5704-40	Fertilization	-	-	-	-	-
27-324-5706-40	Insect & Disease Control	-	-	-	-	-
27-324-5707-40	Irrigation Repairs	327	5,700	5,700	5,700	5,928
27-324-5707-41	Irrigation Repairs	13,072	10,000	10,000	10,000	10,400
27-324-5712-40	Landscape Maint-Svc Contract	21,634	32,497	32,497	32,497	33,797
27-324-5712-41	Landscape Maint-Svc Contract	69,510	188,000	188,000	188,000	195,520
27-324-5713-40	Landscape Refurbishment	-	500	500	500	520
27-324-5713-41	Landscape Refurbishment	436	5,000	5,000	5,000	5,000
27-324-5714-40	Office Supplies	-	-	-	-	-

**DETAILED BUDGET FY 2024-25 FY 2025-26**

Budget Account	Account Name	FY 22/23 Actual	FY 23/24 Current Budget	FY 23/24 CY Estimate	FY 24/25 Recommended	FY 25/26 Recommended
27-324-5716-40	Pest Abatement	-	-	-	-	-
27-324-5717-40	Planting - Color Change	-	-	-	-	-
27-324-5718-40	Planting - Shrubs & Turf Grass	-	-	-	-	-
27-324-5719-40	Planting - Trees	-	-	-	-	-
27-324-5719-41	Planting - Trees	-	-	-	-	-
27-324-5722-40	Tree Removal	-	1,000	1,000	1,000	1,040
27-324-5722-41	Tree Removal	-	-	-	-	-
27-324-5723-40	Tree Trimming	-	-	-	-	-
27-324-5723-41	Tree Trimming	-	10,000	10,000	10,000	10,400
27-324-5726-40	Water	-	2,800	2,800	2,800	2,912
27-324-5726-41	Water	-	-	-	-	-
27-324-5727-40	Brush Clearance	-	-	-	-	-
27-324-5727-41	Brush Clearance	22,500	28,000	28,000	10,000	10,400
27-324-5799-41	Projects/Miscellaneous	-	5,000	5,000	1,000	1,040
27-324-6500-00	Capital Outlay	-	-	-	-	-
27-324-6503-68	Turf Landscape Replacement	-	7,500	7,500	7,500	-
		143,384	312,586	313,686	290,695	294,322
<b>Total Fund 27 Expenditures</b>		<b>143,384</b>	<b>312,586</b>	<b>313,686</b>	<b>290,695</b>	<b>294,322</b>



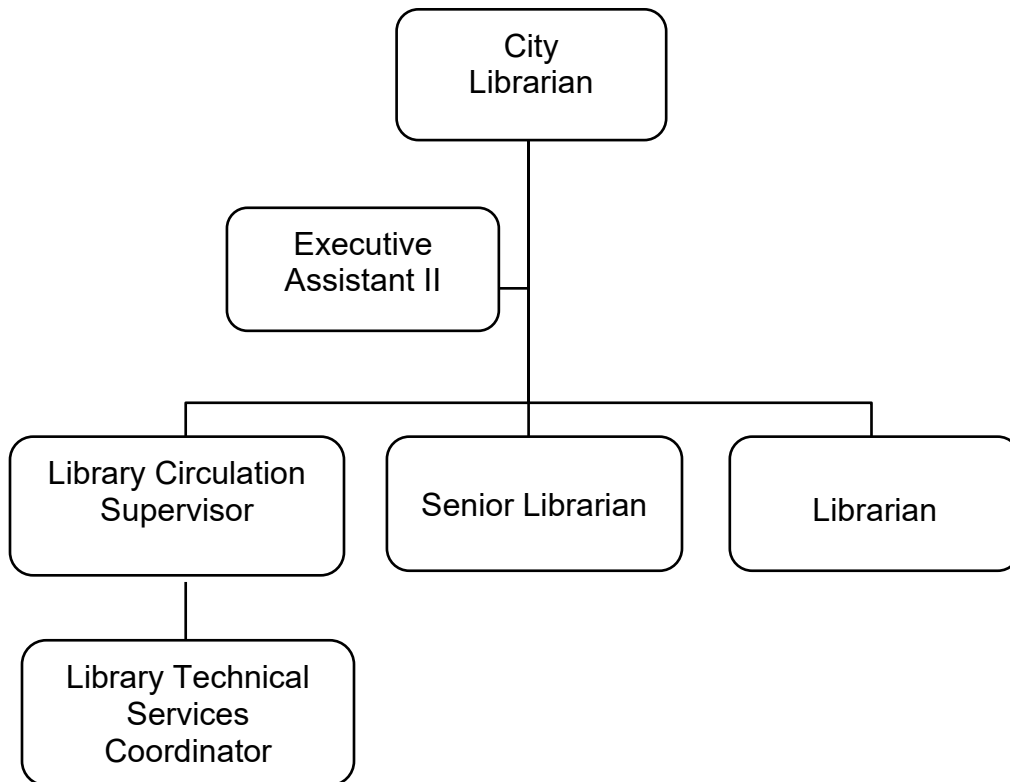
## Library (Department 533)

The City of Calabasas Library is a free public library that offers reference and information services; programs for pre-school, youth, teens, and adults; books and media for checkout; online databases; streaming video; online language learning; digital magazines; eBooks and eAudiobooks. In addition, the library has 23 public computers and wireless access. Printing and copying services for a fee are also available at the facility.

The City of Calabasas Library is open six days per week and patrons can utilize the library website, <https://www.cityofcalabasas.com/government/library> to search the collection or check their account status twenty-four hours a day, seven days per week.

The City of Calabasas Library is a member of the Southern California Library Cooperative (SCLC), which provides member libraries a resource-sharing network and a means for enhancing the level and diversity of resources available to library users as well as interlibrary loan services. A membership in SCLC provides for loan and reciprocal borrowing with access to millions of items for Calabasas patrons.

Library operations are funded by the library allocation of property tax generated in Calabasas, state and federal public library funds, and use fees. This department also coordinates the activities of the Library Board.



**DETAILED BUDGET FY 2024-25 FY 2025-26**

Budget Account	Account Name	FY 22/23 Actual	FY 23/24 Current Budget	FY 23/24 CY Estimate	FY 24/25 Recommended	FY 25/26 Recommended
<b>Fund: 28 - Library</b>						
<b>Revenue</b>						
<u>Division: 000 - Revenue</u>						
28-000-4010-00	Property Tax Secured	2,209,829	2,450,000	2,450,000	2,450,000	2,548,000
28-000-4010-01	Property Tax UnSecured	173,397	8,000	8,000	8,000	8,320
28-000-4010-02	Property Tax Unitary	23	1,000	1,000	1,000	1,040
28-000-4010-03	Property Tax Supplemental	66,760	23,000	23,000	23,000	23,920
28-000-4010-04	Property Tax Redemption	34,185	29,000	29,000	29,000	30,160
28-000-4010-05	Property Tax Refunds	(34,023)	(17,000)	(17,000)	(17,000)	(17,680)
28-000-4010-06	Property Tax Home Owner Exempt	9,921	5,000	5,000	5,000	5,200
28-000-4010-07	Property Tax Penalty	8,076	5,000	5,000	5,000	5,200
28-000-4010-10	Unsecured Prop Tax (not used)	-	-	-	-	-
28-000-4250-00	Library Fines and Recovery	3,131	19,000	19,000	19,000	19,760
28-000-4320-00	State Library Grant	13,414	15,000	15,000	15,000	15,600
28-000-4321-00	Hidden Hills Library Funds	573,351	-	-	-	-
28-000-4420-00	Miscellaneous	-	-	-	-	-
28-000-4466-00	Donations	-	-	-	-	-
28-000-4467-01	Copy Machine	-	-	-	-	-
28-000-4410-00	Interest Income	53,923	20,000	20,000	20,000	20,800
28-000-4411-00	Fair Market Value Investments	-	-	-	-	-
28-000-4892-00	Subscription Financing - GASB	49,663	-	-	-	-
28-000-4900-10	Transfer in General Fund	6,810	3,000	3,000	3,000	3,000
		<u>3,168,460</u>	<u>2,561,000</u>	<u>2,561,000</u>	<u>2,561,000</u>	<u>2,663,320</u>
<b>Total Fund 28 Revenue</b>		<b>3,168,460</b>	<b>2,561,000</b>	<b>2,561,000</b>	<b>2,561,000</b>	<b>2,663,320</b>
<b>Expenditures</b>						
<u>Division: 134 - Non-Departmental</u>						
28-134-5900-00	Subscription Expenditure - GASB	49,663	-	-	-	-
28-134-9900-85	Transfer to 2006 COP	-	-	-	-	-
28-134-9900-87	Transfer to 2015 COP	775,869	776,000	776,000	776,000	776,000
28-134-9948-00	Transfer to Libr Capital Fund	250,000	-	-	-	-
		<u>1,075,533</u>	<u>776,000</u>	<u>776,000</u>	<u>776,000</u>	<u>776,000</u>
<u>Division: 136 - Civic Center O &amp; M</u>						
28-136-5220-00	Office Supplies	-	-	-	-	-
28-136-5221-00	Special Dept. Supplies	2,908	10,000	10,000	10,000	10,400
28-136-5221-03	Facility Maintenance	69,378	43,100	43,100	43,100	44,824
28-136-5238-00	Rent Equipment	-	-	-	-	-
28-136-5239-00	Equipment Maintenance	12,842	13,100	13,100	13,100	13,624
28-136-5240-00	Utilities - Electric	92,015	65,500	65,500	65,500	68,120
28-136-5240-01	Utilities - Water	7,905	6,200	6,200	6,200	6,448
28-136-5240-02	Utilities - Gas	14,882	12,000	12,000	12,000	12,480
28-136-5252-00	Contractual Services	250	-	-	-	-
28-136-5252-83	General Landscape Maintenance	-	-	-	-	-
28-136-5416-00	Miscellaneous Expenditure	-	200	200	200	208
28-136-5500-01	Security	26,977	25,000	25,000	25,000	26,000
28-136-6500-00	Capital Outlay	-	30,000	30,000	-	-
		<u>227,156</u>	<u>205,100</u>	<u>205,100</u>	<u>175,100</u>	<u>182,104</u>

**DETAILED BUDGET FY 2024-25 FY 2025-26**

Budget Account	Account Name	FY 22/23 Actual	FY 23/24 Current Budget	FY 23/24 CY Estimate	FY 24/25 Recommended	FY 25/26 Recommended
<u>Division: 533 - Library</u>						
28-533-5100-00	Full Time Salaries	614,441	694,339	694,339	810,372	842,787
28-533-5100-02	Full Time Employee Overtime	4,838	4,000	4,000	4,000	4,160
28-533-5101-00	Perm Part-time Salaries	-	-	-	-	-
28-533-5103-01	CalPERS City Paid EmployeeCost	31,879	32,525	32,525	34,217	35,586
28-533-5103-02	CalPERS Employer Cost	60,475	72,652	72,652	75,866	78,901
28-533-5103-03	CalPERS Unfunded Liability	58,000	56,038	56,038	68,571	71,314
28-533-5103-04	CalPERS Survivor Benefit	203	186	186	186	193
28-533-5104-00	Benefits	14,007	32,190	32,190	11,055	11,497
28-533-5104-02	Medical Insurance	116,911	114,156	114,156	186,194	193,641
28-533-5104-03	Dental Insurance	6,118	6,503	6,503	6,618	6,883
28-533-5104-04	Vision Insurance	1,230	1,302	1,302	1,381	1,436
28-533-5104-05	Short Term Disability	2,199	3,826	3,826	3,877	4,032
28-533-5104-06	Long Term Disability	1,060	1,277	1,277	1,315	1,368
28-533-5104-07	Life Insurance	1,587	1,898	1,898	1,923	2,000
28-533-5104-08	Accidental Death & Dismember	382	481	481	486	505
28-533-5104-09	Employee Assistance Program	291	332	332	332	345
28-533-5106-00	Employer Taxes	-	-	-	-	-
28-533-5106-01	Medicare	12,416	10,269	10,269	10,574	10,574
28-533-5106-02	Social Security	850	1,000	1,000	1,000	1,040
28-533-5109-00	Hourly Employees	208,717	330,000	330,000	162,519	169,020
28-533-5110-00	Auto Allowance	-	-	-	-	-
28-533-5110-01	457 Match	17,619	13,886	13,886	14,300	14,872
28-533-5200-01	Unemployment Insurance	-	-	-	-	-
28-533-5201-01	County Administrative Fee	29,713	30,000	30,000	32,000	32,000
28-533-5208-00	Telephone	3,077	3,500	3,500	3,500	3,500
28-533-5220-00	Office Supplies	2,303	4,000	4,000	4,000	4,000
28-533-5221-00	Special Dept. Supplies	3,740	12,000	12,000	8,000	8,000
28-533-5221-03	Facility Maintenance	1,647	-	-	-	-
28-533-5221-08	Facility Engineering	-	-	-	-	-
28-533-5222-00	Printing	7,859	-	-	8,000	8,320
28-533-5223-00	Kitchen Supplies	1,039	1,500	1,500	1,500	1,560
28-533-5224-00	Furniture & Fixtures	-	-	-	5,000	5,000
28-533-5226-00	Dues and Memberships	3,032	5,000	5,000	5,000	5,000
28-533-5230-00	Postage / Courier Service	106	200	200	200	200
28-533-5234-00	Facility Rental	-	-	-	-	-
28-533-5234-01	Art Rental	-	-	-	-	-
28-533-5235-00	Computer Hardware	493	16,000	16,000	10,000	10,400
28-533-5235-01	Computer Software	13,653	5,000	5,000	5,000	5,200
28-533-5238-00	Rent Equipment	-	-	-	-	-
28-533-5239-00	Equipment Maintenance	650	5,000	5,000	3,000	3,120
28-533-5240-01	Utilities - Water	-	-	-	-	-
28-533-5240-02	Utilities - Gas	-	-	-	-	-
28-533-5240-03	Utilities - Cable	-	-	-	-	-
28-533-5240-04	Utilities - Trash	-	-	-	-	-
28-533-5240-05	Utilities - Broadband	10,915	14,000	14,000	14,000	14,560
28-533-5252-00	Contractual Services	2,115	20,000	20,000	20,000	20,800
28-533-5252-13	City Celebrations	-	-	-	-	-
28-533-5268-00	Magazines Newspprs Periodicals	6,794	8,000	8,000	8,000	8,320
28-533-5268-01	eBooks - Calabasas	-	-	-	-	-
28-533-5268-02	eBooks-Hidden Hills-LVUSD	271,581	-	-	-	-

**DETAILED BUDGET FY 2024-25 FY 2025-26**

Budget Account	Account Name	FY 22/23 Actual	FY 23/24 Current Budget	FY 23/24 CY Estimate	FY 24/25 Recommended	FY 25/26 Recommended
28-533-5268-03	ZIP BOOKS - ST GRANT	2,980	3,000	3,000	3,000	3,120
28-533-5270-00	Business Meeting & Conference	3,011	3,000	3,000	4,000	4,160
28-533-5285-00	Training	-	2,000	2,000	-	-
28-533-5416-00	Miscellaneous Expenditure	46	-	-	50	52
28-533-5456-01	LEED Gold Status	-	-	-	-	-
28-533-5500-01	Security	-	-	-	-	-
28-533-5542-00	Grant Projects	-	-	-	-	-
28-533-6500-00	Capital Outlay	76	-	-	-	-
28-533-6500-99	Handyman Services-Capital	-	-	-	-	-
28-533-6501-00	Capital Improvements	-	-	-	-	-
28-533-6502-56	Klein Teen Scene	-	-	-	-	-
28-533-6528-00	Library Collection Development	37,860	150,000	150,000	150,000	-
		1,555,910	1,659,060	1,659,060	1,679,036	1,587,467
<b>Total Fund 28 Expenditures</b>		<b>2,858,599</b>	<b>2,640,160</b>	<b>2,640,160</b>	<b>2,630,136</b>	<b>2,545,571</b>



**DETAILED BUDGET FY 2024-25 FY 2025-26**

Budget Account	Account Name	FY 22/23 Actual	FY 23/24 Current Budget	FY 23/24 CY Estimate	FY 24/25 Recommended	FY 25/26 Recommended
<b>Fund 29 - Transportation Programs</b>						
<b>Revenue</b>						
<u>Division: 000 - Revenue</u>						
29-000-4420-00	Miscellaneous	-	-	-	-	-
29-000-4620-11	Transit Fares	13,057	20,000	20,000	20,000	20,800
29-000-4410-00	Interest Income	(8,767)	(1,000)	(1,000)	(5,000)	(5,200)
29-000-4411-00	Fair Market Value Investments	-	-	-	-	-
29-000-4900-20	Transfer in Prop A	410,923	387,200	387,200	387,200	387,200
29-000-4900-25	Transfer in Prop C	320,854	309,300	309,300	309,300	309,300
29-000-4900-34	Transfer in Measure R Local	110,467	107,000	107,000	107,000	107,000
		<hr/>	<hr/>	<hr/>	<hr/>	<hr/>
		846,534	822,500	822,500	818,500	819,100
<b>Total Fund 29 Revenue</b>		<b>846,534</b>	<b>822,500</b>	<b>822,500</b>	<b>818,500</b>	<b>819,100</b>
<b>Expenditures</b>						
<u>Division: 333 - Transit Services</u>						
29-333-5252-00	Contractual Services	-	-	-	-	-
29-333-5252-29	Public Transit Fueling #110-04	85,799	79,000	79,000	79,000	82,160
29-333-5252-31	Camp Calabasas-Rec #140-25	-	-	-	-	-
29-333-5252-32	Transit Administration #480-09	-	-	-	-	-
29-333-5252-33	Dial-a-Ride #130-01	248,664	375,000	375,000	375,000	393,750
29-333-5252-34	Pumpkin Fest Shuttle #140-07	2,158	7,100	7,100	5,000	5,200
29-333-5252-35	Summer Beach Bus #140-01	27,074	65,000	65,000	25,000	26,000
29-333-5252-39	Flexible Route Shuttle #110-01	221,069	295,000	295,000	295,000	306,800
29-333-5252-41	Youth Excursion Trip #140-03	-	-	-	-	-
29-333-5252-48	Senior Trips #140-24	-	-	-	-	-
29-333-5252-49	Trolley #110-02	38,325	49,500	49,500	20,000	20,800
29-333-5252-51	Vehicle Maintenance #180-01	49,229	27,000	27,000	32,000	33,280
29-333-5252-52	Transit Marketing #280-01	-	200	200	-	-
29-333-5252-53	Line 1 Fixed Rt (JARC) #110-05	187,729	215,000	215,000	215,000	223,600
29-333-5252-59	Transit Title VI Program	9,000	-	-	-	-
29-333-5252-64	Bus Stop Maintenance #150-01	-	5,000	5,000	5,000	5,200
29-333-9800-00	Cost Allocation Plan Charges	-	33,000	-	-	-
		<hr/>	<hr/>	<hr/>	<hr/>	<hr/>
		869,047	1,150,800	1,117,800	1,051,000	1,096,790
<b>Total Fund 29 Expenditures</b>		<b>869,047</b>	<b>1,150,800</b>	<b>1,117,800</b>	<b>1,051,000</b>	<b>1,096,790</b>



## **LLAD 32** **(Department 325)**

LLAD 32 is located within the Agoura Road/Lost Hills Road/Malibu Hills Road area of Calabasas. It is a commercial landscape district, currently made up of nineteen commercial parcels, whose owners requested Los Angeles County to create a special assessment district in order to enhance the sidewalks and center medians in front of their businesses.

LLAD 32 provides maintenance of landscape within street right-of-way. Maintenance of landscape on streets within right-of-way includes center medians and street trees.

A special assessment is a tax which provides funds - over and above the general fund tax in order to provide extra landscape maintenance services. These services are specific to each of commercial parcel owner of record who has voted to approve the special assessment.

**DETAILED BUDGET FY 2024-25 FY 2025-26**

Budget Account	Account Name	FY 22/23 Actual	FY 23/24 Current Budget	FY 23/24 CY Estimate	FY 24/25 Recommended	FY 25/26 Recommended
<b>Fund: 32 - Landscape Maintenance District #32</b>						
<b>Revenue</b>						
<u>Division: 000 - Revenue</u>						
32-000-4410-32	Interest Landscape Dist. #32	(2,715)	(1,000)	(1,000)	-	-
32-000-4411-00	Fair Market Value Investments	-	-	-	-	-
32-000-4710-32	Prop Tax Direct Assess LMD 32	34,238	37,408	37,408	37,408	38,904
32-000-4900-10	Transfer in General Fund	-	-	-	-	-
		<u>31,523</u>	<u>36,408</u>	<u>36,408</u>	<u>37,408</u>	<u>38,904</u>
<b>Total Fund 32 Revenue</b>		<b>31,523</b>	<b>36,408</b>	<b>36,408</b>	<b>37,408</b>	<b>38,904</b>
<b>Expenditures</b>						
<u>Division: 311 - Administration &amp; Engineering</u>						
32-311-5104-00	Benefits	-	-	-	-	-
32-311-5104-02	Medical Insurance	-	-	-	-	-
32-311-5104-03	Dental Insurance	-	-	-	-	-
32-311-5104-04	Vision Insurance	-	-	-	-	-
		<u>-</u>	<u>-</u>	<u>-</u>	<u>-</u>	<u>-</u>
<u>Division: 325 - LLAD #32</u>						
32-325-5100-00	Full Time Salaries	3,196	2,048	2,048	2,008	2,088
32-325-5103-01	CalPERS City Paid EmployeeCost	143	143	143	141	147
32-325-5103-02	CalPERS Employer Cost	211	242	242	239	249
32-325-5103-03	CalPERS Unfunded Liability	259	250	250	280	291
32-325-5103-04	CalPERS Survivor Benefit	0	-	-	-	-
32-325-5104-00	Benefits	0	-	-	-	-
32-325-5104-02	Medical Insurance	291	164	164	388	404
32-325-5104-03	Dental Insurance	14	9	9	14	15
32-325-5104-04	Vision Insurance	3	2	2	3	3
32-325-5104-05	Short Term Disability	6	12	12	11	11
32-325-5104-06	Long Term Disability	3	4	4	4	4
32-325-5104-07	Life Insurance	3	7	7	7	7
32-325-5104-08	Accidental Death & Dismember	1	2	2	2	2
32-325-5104-09	Employee Assistance Program	0	-	-	-	-
32-325-5106-00	Employer Taxes	-	-	-	-	-
32-325-5106-01	Medicare	48	31	31	10	10
32-325-5110-00	Auto Allowance	26	30	30	30	31
32-325-5110-01	457 Match	39	41	41	40	42
32-325-5220-00	Office Supplies	-	-	-	-	-
32-325-5252-00	Contractual Services	-	-	-	-	-
32-325-5270-00	Business Meeting & Conference	-	-	-	-	-
32-325-5701-00	Contractual Services	-	-	-	-	-
32-325-5701-50	Contractual Services	64	-	-	-	-
32-325-5702-50	Electric Svc - IrrigationMeter	129	200	200	200	208
32-325-5703-50	Electric Svc - Street Lights	-	-	-	-	-
32-325-5704-50	Fertilization	-	-	-	-	-
32-325-5707-50	Irrigation Repairs	179	-	-	-	-
32-325-5712-50	Landscape Maint-Svc Contract	36,933	35,000	35,000	35,000	36,400
32-325-5713-50	Landscape Refurbishment	1,438	10,000	10,000	5,000	5,200
32-325-5714-50	Office Supplies	-	-	-	-	-
32-325-5716-50	Pest Abatement	-	-	-	-	-
32-325-5717-50	Planting - Color Change	-	-	-	-	-
32-325-5718-50	Planting - Shrubs & Turf Grass	-	-	-	-	-
32-325-5719-50	Planting - Trees	-	-	-	-	-

**DETAILED BUDGET FY 2024-25 FY 2025-26**

Budget Account	Account Name	FY 22/23 Actual	FY 23/24 Current Budget	FY 23/24 CY Estimate	FY 24/25 Recommended	FY 25/26 Recommended
32-325-5722-50	Tree Removal	-	-	-	-	-
32-325-5723-50	Tree Trimming	-	-	-	-	-
32-325-5726-50	Water	7,740	15,000	15,000	10,000	10,400
32-325-5727-50	Brush Clearance	1,000	-	-	-	-
32-325-6500-00	Capital Outlay	-	-	-	-	-
32-325-6503-68	Turf Landscape Replacement	-	1,500	1,500	1,500	-
		<u>51,728</u>	<u>64,685</u>	<u>64,685</u>	<u>54,877</u>	<u>55,512</u>
<b>Total Fund 32 Expenditures</b>		<b>51,728</b>	<b>64,685</b>	<b>64,685</b>	<b>54,877</b>	<b>55,512</b>

**DETAILED BUDGET FY 2024-25 FY 2025-26**

Budget Account	Account Name	FY 22/23 Actual	FY 23/24 Current Budget	FY 23/24 CY Estimate	FY 24/25 Recommended	FY 25/26 Recommended
<b>Fund: 33 - Used Oil Grants</b>						
<b>Revenue</b>						
<u>Division: 000 - Revenue</u>						
33-000-4410-00	Interest Income	(480)	(100)	(100)	-	-
33-000-4411-00	Fair Market Value Investments	-	-	-	-	-
33-000-4801-00	STATE - Recycling Block Grant	10,000	11,000	11,000	-	-
33-000-4900-10	Transfer in General Fund	-	-	-	-	-
		<hr/> 9,520	<hr/> 10,900	<hr/> 10,900	<hr/> -	<hr/> -
<b>Total Fund 33 Revenue</b>		<b>9,520</b>	<b>10,900</b>	<b>10,900</b>	-	-
<b>Expenditure</b>						
<u>Division: 315 - Natural Resources Protection</u>						
33-315-5252-00	Contractual Services	750	7,000	7,000	-	-
<b>Total Fund 33 Expenditures</b>		<b>750</b>	<b>7,000</b>	<b>7,000</b>	-	-

**DETAILED BUDGET FY 2024-25 FY 2025-26**

Budget Account	Account Name	FY 22/23 Actual	FY 23/24 Current Budget	FY 23/24 CY Estimate	FY 24/25 Recommended	FY 25/26 Recommended
<b>Fund: 34 - Measure R - Local Return</b>						
<b>Revenue</b>						
<u>Division: 000 - Revenue</u>						
34-000-4410-00	Interest Income	(6,217)	(1,000)	(1,000)	-	-
34-000-4411-00	Fair Market Value Investments	-	-	-	-	-
34-000-4639-00	Measure R - Local Return	397,905	350,000	350,000	400,000	416,000
34-000-4900-20	Transfer in Prop A	-	-	-	-	-
34-000-4900-25	Transfer in Prop C	-	-	-	-	-
34-000-4900-29	Transfer in Transit	-	-	-	-	-
34-000-4900-39	Transfer in Measure R Trans	-	-	-	-	-
		<u>391,688</u>	<u>349,000</u>	<u>349,000</u>	<u>400,000</u>	<u>416,000</u>
<b>Total Fund 34 Revenue</b>		<b>391,688</b>	<b>349,000</b>	<b>349,000</b>	<b>400,000</b>	<b>416,000</b>
<b>Expenditures</b>						
<u>Division: 134 - Non-Departmental</u>						
34-134-9900-16	Transfer to Developr ImpactFee	-	-	-	-	-
34-134-9900-25	Transfer to Prop C	-	-	-	-	-
34-134-9900-29	Transfer to Transit	-	107,000	107,000	107,000	107,000
34-134-9900-40	Transfer to Capital	-	25,000	25,000	25,000	25,000
		<u>-</u>	<u>132,000</u>	<u>132,000</u>	<u>132,000</u>	<u>132,000</u>
<u>Division: 311 - Administration &amp; Engineering</u>						
34-311-5100-00	Full Time Salaries	-	24,464	24,464	22,786	23,697
34-311-5100-02	Full Time Employee Overtime	-	-	-	-	-
34-311-5103-01	CalPERS City Paid EmployeeCost	-	1,572	1,572	1,595	1,659
34-311-5103-02	CalPERS Employer Cost	-	2,660	2,660	2,707	2,815
34-311-5103-03	CalPERS Unfunded Liability	-	2,744	2,744	3,180	3,307
34-311-5103-04	CalPERS Survivor Benefit	-	3	3	3	3
34-311-5104-00	Benefits	-	570	570	200	208
34-311-5104-02	Medical Insurance	-	2,363	2,363	4,576	4,759
34-311-5104-03	Dental Insurance	-	95	95	118	123
34-311-5104-04	Vision Insurance	-	20	20	26	27
34-311-5104-05	Short Term Disability	-	129	129	130	135
34-311-5104-06	Long Term Disability	-	41	41	42	44
34-311-5104-07	Life Insurance	-	65	65	67	70
34-311-5104-08	Accidental Death & Dismember	-	17	17	17	18
34-311-5104-09	Employee Assistance Program	-	6	6	6	6
34-311-5106-01	Medicare	-	336	336	341	355
34-311-5110-00	Auto Allowance	-	270	270	270	281
34-311-5110-01	457 Match	-	449	449	456	474
34-311-9800-00	Cost Allocation Plan Charges	27,676	-	-	-	-
		<u>27,676</u>	<u>35,804</u>	<u>35,804</u>	<u>36,520</u>	<u>37,981</u>
<u>Division: 339 - Capital Improvements - Transportation</u>						
34-339-6503-81	Traffic Signal Safety Improve	-	-	-	-	-
34-339-6500-00	Traffic Mgmt Ctr upgrade - Measure R	-	-	-	400,000	-
<b>Total Fund 34 Expenditures</b>		<b>27,676</b>	<b>167,804</b>	<b>167,804</b>	<b>568,520</b>	<b>169,981</b>

**DETAILED BUDGET FY 2024-25 FY 2025-26**

Budget Account	Account Name	FY 22/23 Actual	FY 23/24 Current Budget	FY 23/24 CY Estimate	FY 24/25 Recommended	FY 25/26 Recommended
<b>Fund: 35 - CDBG</b>						
<b>Revenue</b>						
<u>Division: 000 - Revenue</u>						
35-000-4410-00	Interest Income	(941)	100	100	-	-
35-000-4411-00	Fair Market Value Investments	-	-	-	-	-
35-000-4420-00	Miscellaneous	-	-	-	-	-
35-000-4650-00	CDBG Grant - ALS	-	-	-	-	-
35-000-4650-01	FED - CDBG Admin	-	25,000	25,000	55,000	57,200
35-000-4650-02	FED - CDBG Res Rehab	-	50,000	50,000	-	-
35-000-4650-03	CDBG ADA Sidewalk Improve Proj	-	-	-	-	-
35-000-4650-04	CDBG-CV Senior Activities	-	-	-	-	-
35-000-4651-00	Escrow Funds	-	-	-	-	-
		<u>(941)</u>	<u>75,100</u>	<u>75,100</u>	<u>55,000</u>	<u>57,200</u>
<b>Total Fund 35 Revenue</b>		<b>(941)</b>	<b>75,100</b>	<b>75,100</b>	<b>55,000</b>	<b>57,200</b>
<u>Division: 134 - Non-Departmental</u>						
35-134-5100-96	CDBG Program Adm - Personnel	-	-	-	-	-
35-134-5232-01	Residential Rehab Program	35,743	85,000	85,000	85,000	88,400
		<u>35,743</u>	<u>85,000</u>	<u>85,000</u>	<u>85,000</u>	<u>88,400</u>
<u>Division: 339 - Capital Improvements - Transportation</u>						
35-339-6503-20	Sidewalk Repair & Replacement	454,121	-	-	-	-
<u>Division: 518 - Senior Center</u>						
35-518-5542-01	CDBG Program Adm - Personnel	9,156	-	-	-	-
<b>Total Fund 35 Expenditures</b>		<b>499,020</b>	<b>85,000</b>	<b>85,000</b>	<b>85,000</b>	<b>88,400</b>

**DETAILED BUDGET FY 2024-25 FY 2025-26**

Budget Account	Account Name	FY 22/23 Actual	FY 23/24 Current Budget	FY 23/24 CY Estimate	FY 24/25 Recommended	FY 25/26 Recommended
<b>Fund: 36 - Grants</b>						
<b>Revenue</b>						
<u>Division: 000 - Revenue</u>						
36-000-4315-01	STATE - CLEEP Funding	-	-	-	-	-
36-000-4315-02	STATE - Opioids Settlement Fund	11,129	8,000	8,000	8,000	8,320
36-000-4420-00	Miscellaneous	-	-	-	-	-
36-000-4421-20	DUI Checkpoint Reimb	-	-	-	-	-
36-000-4410-00	Interest Income	40,780	10,000	10,000	20,000	20,800
36-000-4411-00	Fair Market Value Investments	-	-	-	-	-
36-000-4477-00	STATE - Prop 12 Park Bond	-	-	-	-	-
36-000-4620-01	STATE - LV Creek Phase II	-	-	-	1,300,000	-
36-000-4634-00	FED - MTA-RTP	-	-	-	-	-
36-000-4641-00	FED - EECBG Lighting	-	-	-	-	-
36-000-4656-00	FED-ARRA-Fiber Optic Intercon	-	-	-	-	-
36-000-4657-00	FED-ARRA-AE Wright Footbridge	-	-	-	-	-
36-000-4660-00	FED - Hazardous Elim Safety	-	-	-	-	-
36-000-4664-00	FED - Federal Transit Admin	-	164,500	164,500	164,500	-
36-000-4666-00	FED - Bike Lane (MTA Grant)	-	125,100	125,100	125,100	-
36-000-4668-00	STATE - State Grants	160,000	-	-	1,430,000	-
36-000-4668-01	STATE -Digital Storytell Grant	-	-	-	-	-
36-000-4668-02	STATE-Historic Preservatn Proj	-	-	-	-	-
36-000-4668-03	STATE - Targeted Rub Asphalt	-	-	-	-	-
36-000-4668-04	STATE-Local Road Safety Plan	-	-	-	-	-
36-000-4668-05	STATE GRANT - TABACCO	-	159,207	159,207	159,207	-
36-000-4669-00	STATE - State Rec. Trails	-	-	-	-	-
36-000-4671-00	STATE -Water Resources	-	500,000	500,000	500,000	-
36-000-4671-01	STATE- Dry Cyn Creek P40-16	-	-	-	-	-
36-000-4674-00	STATE - Coastal Commission	-	-	-	-	-
36-000-4676-00	FED - Winter Storm Damage	-	-	-	-	-
36-000-4677-00	FED - Winter Storm Damage	-	-	-	-	-
36-000-4678-00	FED - Hwy Emergency Repairs	-	-	-	-	-
36-000-4679-00	STATE-Green Trees for GoldenSt	-	-	-	-	-
36-000-4681-00	STATE - L. A. River Parkway	-	-	-	-	-
36-000-4682-00	FED - Homeland Security	-	-	-	-	-
36-000-4683-00	FED - JARC Shuttle	-	-	-	-	-
36-000-4684-00	STATE -OTS TrafficSafety STTOP	-	-	-	-	-
36-000-4686-00	FED-ARRA - Interconnect	-	-	-	-	-
36-000-4690-00	FED - STPL	-	74,700	74,700	74,700	-
36-000-4693-00	FED - TEA-21	-	-	-	-	-
36-000-4696-00	STATE - Prop 13	-	-	-	-	-
36-000-4697-00	FED - Safe Route to School	-	-	-	-	-
36-000-4698-00	LA Co. Open Space - CDS	-	-	-	-	-
36-000-4801-00	STATE - Recycling Block Grant	-	-	-	-	-
36-000-4802-00	Cal Recycle Program	-	-	-	-	-
36-000-4803-00	STATE-Cal Recycle RBC	-	-	-	-	-
36-000-4804-00	Signal Sync (MTA Grant)	-	-	-	-	-
36-000-4805-00	Mulh Hwy Bike Gap (MTA Grant)	19,216	-	-	-	-
36-000-4815-07	FED Regional Traffic Oper Ctr	-	-	-	-	-
36-000-4900-10	Transfer in General Fund	-	-	-	-	-
36-000-4900-14	Transfer in AB 939	-	-	-	-	-
36-000-4900-63	Transfer in RMRA	-	-	-	-	-
36-000-4900-65	Transfer in Oak Tree Fund	-	-	-	-	-
36-000-4999-00	Transfer in C.O.P.	-	-	-	-	-



**DETAILED BUDGET FY 2024-25 FY 2025-26**

Budget Account	Account Name	FY 22/23 Actual	FY 23/24 Current Budget	FY 23/24 CY Estimate	FY 24/25 Recommended	FY 25/26 Recommended
		231,125	1,041,507	1,041,507	3,781,507	29,120
<b>Total Fund 36 Revenue</b>		<b>231,125</b>	<b>1,041,507</b>	<b>1,041,507</b>	<b>3,781,507</b>	<b>29,120</b>

**DETAILED BUDGET FY 2024-25 FY 2025-26**

Budget Account	Account Name	FY 22/23 Actual	FY 23/24 Current Budget	FY 23/24 CY Estimate	FY 24/25 Recommended	FY 25/26 Recommended
<b>Expenditures</b>						
<u>Division: 134 - Non-Departmental</u>						
36-134-5232-11	Return of Unused Grant Funds	-	-	-	-	-
36-134-5416-04	Cal Recycle Program	-	-	-	-	-
36-134-5544-00	Grant Pass-Through	-	-	-	-	-
36-134-5546-01	STATE - Dry Cyn Creek (P40-16)	-	-	-	-	-
36-134-5552-02	Headwaters Corners - Planning	-	-	-	-	-
36-134-5552-01	Headwaters Corners- Land Purch	-	-	-	-	-
36-134-9900-10	Transfer to General Fund	-	-	-	-	-
36-134-9900-20	Transfer to Prop A	-	-	-	-	-
36-134-9900-40	Transfer to Capital	50,986	2,453,000	2,453,000	2,453,000	-
		50,986	2,453,000	2,453,000	2,453,000	-
<u>Division: 222 - Emergency Preparedness (CERP)</u>						
36-222-5221-00	Special Dept. Supplies	-	-	-	-	-
<u>Division: 313 - Water Quality Enhancement</u>						
36-313-5250-49	STATE-Cal Recycle RBC	-	-	-	-	-
<u>Division: 319 - Capital Improvements - Public Works</u>						
36-319-6500-00	Las Virgenes Creek Restoration PH III	-	-	-	1,300,000	-
<u>Division: 331 - Transportation</u>						
36-331-5225-04	STATE - STTOP Traffic Safety	-	-	-	-	-
36-331-5252-00	Contractual Services	1,110	-	-	-	-
<u>Division: 333 - Transit Services</u>						
36-333-5225-05	FED - JARC Shuttle	-	-	-	-	-
36-333-5252-53	Line 1 Fixed Rt (JARC) #110-05	-	-	-	-	-
<u>Division: 339 - Capital Improvements - Transportation</u>						
36-339-6502-42	AE Wright Footbridge	-	-	-	-	-
<u>Division: 412 - Planning Projects and Studies</u>						
36-412-5252-65	Survey Residents	-	-	-	-	-
36-412-5252-72	Historic Preservation Project	-	-	-	30,000	30,000
<u>Division: 514 - Parks Maintenance</u>						
36-514-5554-00	STATE - LA River Pkwy (Prop12)	-	-	-	-	-
<b>Total Fund 36 Expenditures</b>		<b>52,096</b>	<b>2,453,000</b>	<b>2,453,000</b>	<b>3,783,000</b>	<b>30,000</b>

**DETAILED BUDGET FY 2024-25 FY 2025-26**

Budget Account	Account Name	FY 22/23 Actual	FY 23/24 Current Budget	FY 23/24 CY Estimate	FY 24/25 Recommended	FY 25/26 Recommended
<b>Fund: 38 - COPS - AB 3229 Grant</b>						
<b>Revenue</b>						
<u>Division: 000 - Revenue</u>						
38-000-4420-00	Miscellaneous	-	-	-	-	-
38-000-4410-00	Interest Income	4,161	1,000	1,000	3,250	3,250
38-000-4411-00	Fair Market Value Investments	-	-	-	-	-
38-000-4680-00	COPS AB3229 Grant Revenue	165,271	150,000	190,000	190,000	190,000
38-000-4900-10	Transfer in General Fund	-	-	-	-	-
		<hr/> 169,432	<hr/> 151,000	<hr/> 191,000	<hr/> 193,250	<hr/> 193,250
<b>Total Fund 38 Revenue</b>		<b>169,432</b>	<b>151,000</b>	<b>191,000</b>	<b>193,250</b>	<b>193,250</b>
<b>Expenditures</b>						
<u>Division: 213 - Cops Grant</u>						
38-213-5252-00	Contractual Services	131,317	100,000	250,000	250,000	250,000
38-213-5416-00	Miscellaneous Expenditure	-	-	-	-	-
		<hr/> 131,317	<hr/> 100,000	<hr/> 250,000	<hr/> 250,000	<hr/> 250,000
<b>Total Fund 38 Expenditures</b>		<b>131,317</b>	<b>100,000</b>	<b>250,000</b>	<b>250,000</b>	<b>250,000</b>

**DETAILED BUDGET FY 2024-25 FY 2025-26**

Budget Account	Account Name	FY 22/23 Actual	FY 23/24 Current Budget	FY 23/24 CY Estimate	FY 24/25 Recommended	FY 25/26 Recommended
<b>Fund 39 - Measure R - Trans</b>						
<b>Revenue</b>						
<u>Division: 000 - Revenue</u>						
39-000-4410-00	Interest Income	(39,943)	(5,000)	(40,000)	(40,000)	(40,000)
39-000-4411-00	Fair Market Value Investments	-	-	-	-	-
39-000-4638-00	Lost Hills Overpass & Interchg	-	-	-	-	-
39-000-4638-01	LV Scenic Corridor Widening	-	-	-	-	-
39-000-4638-02	PkwyCalabasas/US101 SB Offramp	-	-	-	-	-
39-000-4638-03	Mulh Hwy Widening - Design	-	-	-	-	2,863,000
39-000-4638-04	Park & Ride Lot - Old Town	-	-	-	-	-
39-000-4900-10	Transfer in General Fund	-	-	-	-	-
		<u>(39,943)</u>	<u>(5,000)</u>	<u>(40,000)</u>	<u>(40,000)</u>	<u>2,823,000</u>
<b>Total Fund 39 Revenue</b>		<b>(39,943)</b>	<b>(5,000)</b>	<b>(40,000)</b>	<b>(40,000)</b>	<b>2,823,000</b>
<b>Expenditure</b>						
<u>Division: 134 - Non-Departmental</u>						
39-134-9900-10	Transfer to General Fund	-	-	-	-	-
39-134-9900-25	Transfer to Prop C	-	-	-	-	-
39-134-9900-34	Transfer to Measure R LR	-	-	-	-	-
39-134-9900-40	Transfer to Capital	-	-	-	-	2,863,000
		<u>-</u>	<u>-</u>	<u>-</u>	<u>-</u>	<u>2,863,000</u>
<b>Total Fund 39 Expenditures</b>		<b>-</b>	<b>-</b>	<b>-</b>	<b>-</b>	<b>2,863,000</b>

**DETAILED BUDGET FY 2024-25 FY 2025-26**

Budget Account	Account Name	FY 22/23 Actual	FY 23/24 Current Budget	FY 23/24 CY Estimate	FY 24/25 Recommended	FY 25/26 Recommended
<b>Fund 40 - Capital Improvements</b>						
<b>Revenue</b>						
<u>Division: 000 - Non-Departmental</u>						
40-000-4900-10	Transfer in General Fund	-	25,000	25,000	25,000	25,000
40-000-4900-12	Transfer in AQMD	-	-	-	-	-
40-000-4900-13	Transfer in Park & Rec Fund	-	-	-	-	-
40-000-4900-14	Transfer in AB 939	-	-	-	-	-
40-000-4900-15	Transfer in Gas Tax	582,493	660,000	660,000	660,000	660,000
40-000-4900-16	Transfer in Developr ImpactFee	861	-	-	-	-
40-000-4900-19	Transfer in B & T	-	-	-	-	-
40-000-4900-20	Transfer in Prop A	-	-	-	-	-
40-000-4900-21	Transfer in LMD Ad Valorum	1,418,224	-	-	-	-
40-000-4900-24	Transfer in LMD 24	-	-	-	-	-
40-000-4900-25	Transfer in Prop C	-	-	-	-	-
40-000-4900-26	Transfer in TDA	-	-	-	-	-
40-000-4900-27	Transfer in LMD 27	-	-	-	-	-
40-000-4900-34	Transfer in Measure R Local	-	25,000	25,000	25,000	25,000
40-000-4900-36	Transfer in Grant Fund	50,986	2,453,000	2,453,000	2,453,000	-
40-000-4900-39	Transfer in Measure R Trans	-	-	-	-	2,863,000
40-000-4900-47	Transfer in Measure M LR	-	25,000	25,000	25,000	25,000
40-000-4900-49	Transfer in Measure M	5,164,425	8,220,458	8,220,458	8,220,458	-
40-000-4900-60	Transfer in Management Reserve	-	-	-	-	-
40-000-4900-62	Transfer in Measure W - Water	(9,489)	-	-	364,219	-
40-000-4900-63	Transfer in RMRA	326,225	350,000	350,000	350,000	350,000
40-000-4900-65	Transfer in Oak Tree Fund	-	-	-	-	-
		<u>7,533,724</u>	<u>11,758,458</u>	<u>11,758,458</u>	<u>12,122,677</u>	<u>3,948,000</u>
<b>Total Fund 40 Revenue</b>		<b>7,533,724</b>	<b>11,758,458</b>	<b>11,758,458</b>	<b>12,122,677</b>	<b>3,948,000</b>

**DETAILED BUDGET FY 2024-25 FY 2025-26**

Budget Account	Account Name	FY 22/23 Actual	FY 23/24 Current Budget	FY 23/24 CY Estimate	FY 24/25 Recommended	FY 25/26 Recommended
<b>Expenditure</b>						
<u>Division 319 - Capital Improvements - Public Works</u>						
40-319-6500-24	Old Town Calabasas	-	-	-	-	-
40-319-6502-12	Street - Rubberized Overlay	891,391	1,010,000	1,010,000	1,010,000	1,010,000
40-319-6502-36	Tree Planting	-	25,000	25,000	-	-
40-319-6502-38	STATE - LV Creek Phase II	-	-	-	-	-
40-319-6502-47	City Entryway Monument Signs	-	-	-	-	-
40-319-6502-68	Wild Walnut Park - Phase II	-	-	-	-	-
40-319-6503-05	Stormwater & Water Qual Improv	7,838	-	-	-	-
40-319-6503-23	STATE - Catch Basin Screens	-	-	-	-	-
40-319-6503-37	STATE - Green Street Project	32,484	5,870,242	5,870,242	3,954,802	-
40-319-6503-45	Mulholland Shoulder Safety	-	-	-	-	-
		<u>931,713</u>	<u>6,905,242</u>	<u>6,905,242</u>	<u>4,964,802</u>	<u>1,010,000</u>
<u>Division: 339 - Capital Improvements - Transportation</u>						
40-339-6501-56	Calabasas H.S. Improvements	-	-	-	-	-
40-339-6502-06	Lost Hills O/P & Intchg MeasR	-	-	-	-	-
40-339-6502-10	Rondell Park & Ride MeasM	-	-	-	-	-
40-339-6502-57	Bus Acquisition	-	-	-	-	-
40-339-6502-87	TO & LV Roundabout	-	-	-	-	-
40-339-6503-17	Las Virg Scenic MeasR	-	-	-	-	-
40-339-6503-20	Sidewalk Repair & Replacement	36,772	75,000	75,000	-	-
40-339-6503-35	Citywide Guardrails	-	50,000	50,000	100,000	50,000
40-339-6503-36	MulHwy Bicycle Gap Closure	1,896	-	-	-	-
40-339-6503-40	Traffic Signal Synchronization	2,207	-	-	-	-
40-339-6503-41	EV Charging Stations	-	-	-	-	-
40-339-6503-42	Mulholland Hwy Corridor Study	4,993,376	3,688,458	3,688,458	2,975,154	2,888,000
40-339-6503-43	Battery Back-up 9 Signals	-	-	-	-	-
40-339-6503-44	Old Town Sidewalk & Str Lights	1,418,224	-	-	-	-
40-339-6503-46	Signal Hardware Replacement	-	-	-	-	-
40-339-6503-47	Calabasas Road Improvement	149,538	850,000	850,000	4,272,479	-
40-339-6503-50	AHCCC ROOF	-	-	-	-	-
		<u>6,602,011</u>	<u>4,663,458</u>	<u>4,663,458</u>	<u>7,347,633</u>	<u>2,938,000</u>
<b>Total Fund 40 Expenditures</b>		<b>7,533,724</b>	<b>11,568,700</b>	<b>11,568,700</b>	<b>12,312,435</b>	<b>3,948,000</b>

**DETAILED BUDGET FY 2024-25 FY 2025-26**

Budget Account	Account Name	FY 22/23 Actual	FY 23/24 Current Budget	FY 23/24 CY Estimate	FY 24/25 Recommended	FY 25/26 Recommended
<b>Fimd: 42 - Civic Center Capital Replacements</b>						
<b>Revenue</b>						
<u>Division: 000 - Revenue</u>						
42-000-4410-00	Interest Income	22,489	20,000	20,000	20,000	20,800
42-000-4411-00	Fair Market Value Investments	-	-	-	-	-
		<hr/> 22,489	<hr/> 20,000	<hr/> 20,000	<hr/> 20,000	<hr/> 20,800
<b>Total Fund 42 Revenue</b>		<b>22,489</b>	<b>20,000</b>	<b>20,000</b>	<b>20,000</b>	<b>20,800</b>
<b>Expenditure</b>						
<u>Division 136 - Civic Center O &amp; M</u>						
42-134-6500-00	Capital Outlay	-	-	-	-	-
42-136-6500-00	Capital Outlay	-	-	-	-	-
		<hr/> -	<hr/> -	<hr/> -	<hr/> -	<hr/> -
<b>Total Fund 42 Expenditures</b>		<b>-</b>	<b>-</b>	<b>-</b>	<b>-</b>	<b>-</b>

**DETAILED BUDGET FY 2024-25 FY 2025-26**

Budget Account	Account Name	FY 22/23 Actual	FY 23/24 Current Budget	FY 23/24 CY Estimate	FY 24/25 Recommended	FY 25/26 Recommended
<b>Fund 45 - American Rescue Plan Act (ARPA)</b>						
<b>Revenue</b>						
<u>Division: 000 - Revenue</u>						
45-000-4313-00	American Rescue Plan Act	-	-	-	-	-
45-000-4410-00	Interest Income	89,938	75,000	75,000	75,000	78,000
		<u>89,938</u>	<u>75,000</u>	<u>75,000</u>	<u>75,000</u>	<u>78,000</u>
<b>Total Fund 45 Revenue</b>		<b>89,938</b>	<b>75,000</b>	<b>75,000</b>	<b>75,000</b>	<b>78,000</b>
<b>Expenditure</b>						
<u>Division: 134 - Non-Departmental</u>						
45-134-5233-00	Contribution to Others	-	-	-	-	-
45-134-5233-01	Contribution to Chamber of Com	-	-	-	-	-
45-134-5233-10	Hazard/Hero Prem Pay Program	-	-	-	-	-
45-134-5250-69	Affordable Housing Exp	36,000	50,000	50,000	50,000	52,000
		<u>39,368</u>	<u>50,000</u>	<u>50,000</u>	<u>50,000</u>	<u>52,000</u>
45-161-6503-73	Founders Hall A/V System	-	150,000	150,000	125,000	-
45-161-6503-64	Chamber Master Control Media & A/V	146,764	360,000	360,000	-	-
45-162-6500-00	Capital Outlay	-	-	-	-	-
45-311-6500-00	Capital Outlay	202,401	-	-	-	-
45-333-5252-00	Contractual Services	-	10,000	10,000	-	-
45-339-6503-20	Sidewalk Repair & Replacement	398,941	900,000	900,000	-	-
45-513-6503-60	De Anza Playground	-	350,000	350,000	250,000	-
45-513-6503-62	Picnic Shelter Replacement	-	-	-	100,000	-
45-513-6503-76	De Anza Park Waterfeature	-	175,000	175,000	-	-
45-514-6503-75	Freedom Park Play Structure	-	100,000	100,000	-	-
45-514-6503-56	Game Courts	-	45,000	45,000	90,000	-
45-514-6503-71	Park Lighting Upgrades	-	100,000	100,000	200,000	100,000
45-516-5253-17	Film Festival	20,000	-	-	-	-
45-517-6503-56	Game Courts	-	70,000	70,000	-	-
45-517-6503-57	Creekside Building Updates	-	75,000	75,000	-	-
45-517-6503-74	Creekside Park Play	-	175,000	175,000	125,000	-
45-518-5252-76	Senior Programs	4,829	-	-	-	-



**DETAILED BUDGET FY 2024-25 FY 2025-26**

Budget Account	Account Name	FY 22/23 Actual	FY 23/24 Current Budget	FY 23/24 CY Estimate	FY 24/25 Recommended	FY 25/26 Recommended
<u>Division: 519 - Capital Improvements - Parks</u>						
45-519-6503-55	Wild Walnut Park Improvement	3,368	800,000	800,000	790,000	-
45-519-6503-56	Game Courts	-	-	-	-	-
45-519-6503-57	Creekside Building Updates	-	-	-	-	-
45-519-6503-58	Gates Canyon Updates	-	150,000	150,000	100,000	-
45-519-6503-59	Gates Canyon Playground	-	800,000	800,000	600,000	-
45-519-6503-60	De Anza Playground	-	-	-	-	-
45-519-6503-61	Highlands Playground	-	150,000	150,000	100,000	-
45-519-6503-62	Picnic Shelter Replacement	-	125,000	125,000	75,000	-
		3,368	2,025,000	2,025,000	1,665,000	-
<b>Total Fund 45 Expenditures</b>		<b>815,669</b>	<b>4,585,000</b>	<b>4,585,000</b>	<b>2,605,000</b>	<b>152,000</b>

**DETAILED BUDGET FY 2024-25 FY 2025-26**

Budget Account	Account Name	FY 22/23 Actual	FY 23/24 Current Budget	FY 23/24 CY Estimate	FY 24/25 Recommended	FY 25/26 Recommended
<b>Fund: 46 - Disaster Recovery (Woolsey Fire Settlement)</b>						
<b>Revenue</b>						
<u>Division: 000 - Revenue</u>						
46-000-4163-10	Damage Reimb Woolsey Fire	-	-	-	-	-
46-000-4410-00	Interest Income	74,982	60,000	60,000	60,000	62,400
		<u>74,982</u>	<u>60,000</u>	<u>60,000</u>	<u>60,000</u>	<u>62,400</u>
<b>Total Fund 46 Revenue</b>		<b>74,982</b>	<b>60,000</b>	<b>60,000</b>	<b>60,000</b>	<b>62,400</b>
<b>Expenditure</b>						
<u>Division 134 - Non-Departmental</u>						
46-134-5233-08	Small Business Grant Program	-	-	-	-	-
46-134-5233-09	Fire Safe Council	25,000	25,000	25,000	-	-
46-134-5252-00	Contractual Services	-	-	-	-	-
		<u>25,000</u>	<u>25,000</u>	<u>25,000</u>	<u>-</u>	<u>-</u>
<u>Division 222: Public Safety &amp; Emergency Prep</u>						
46-222-5221-00	Special Dept. Supplies	-	60,000	60,000	60,000	62,400
46-222-5252-00	Contractual Services	38,149	220,000	220,000	370,000	384,800
46-222-5252-86	Public Safety Consulting	-	-	-	25,000	26,000
46-222-6500-00	Capital Outlay	42,833	62,500	62,500	62,500	-
46-222-6503-80	Vehicle Equipment Purchase	-	50,000	50,000	-	-
		<u>80,982</u>	<u>392,500</u>	<u>392,500</u>	<u>517,500</u>	<u>473,200</u>
<u>Division 222: Public Safety &amp; Emergency Prep</u>						
46-312-5221-00	Special Dept. Supplies	-	35,000	-	-	-
46-312-6500-00	Capital Outlay	-	400,000	-	-	-
46-312-6503-80	Vehicle Equipment Purchase	-	163,000	-	-	-
		<u>-</u>	<u>598,000</u>	<u>-</u>	<u>-</u>	<u>-</u>
<b>Total Fund 46 Expenditures</b>		<b>105,982</b>	<b>1,015,500</b>	<b>417,500</b>	<b>517,500</b>	<b>473,200</b>

**DETAILED BUDGET FY 2024-25 FY 2025-26**

Budget Account	Account Name	FY 22/23 Actual	FY 23/24 Current Budget	FY 23/24 CY Estimate	FY 24/25 Recommended	FY 25/26 Recommended
<b>Fund: 47 - Measure M - MTA Local Return</b>						
<b>Revenue</b>						
<u>Division: 000 - Non-Departmental</u>						
47-000-4410-00	Interest Income	(3,344)	1,000	1,000	1,000	1,040
47-000-4647-00	Measure M - Local Return	450,115	400,000	400,000	450,000	468,000
		446,771	401,000	401,000	451,000	469,040
<b>Total Fund 47 Revenue</b>		<b>446,771</b>	<b>401,000</b>	<b>401,000</b>	<b>451,000</b>	<b>469,040</b>
<b>Expenditure</b>						
<u>Division: 000 - Non-Departmental</u>						
47-134-6500-00	Capital Outlay	-	-	-	-	-
47-134-9900-40	Transfer to Capital	-	25,000	25,000	25,000	25,000
		-	25,000	25,000	25,000	25,000
<u>Division: 311 - Administration &amp; Engineering</u>						
47-311-5100-00	Full Time Salaries	-	37,158	37,158	38,300	39,832
47-311-5100-02	Full Time Employee Overtime	-	-	-	-	-
47-311-5103-01	CalPERS City Paid EmployeeCost	-	2,022	2,022	2,124	2,209
47-311-5103-02	CalPERS Employer Cost	-	4,056	4,056	4,231	4,400
47-311-5103-03	CalPERS Unfunded Liability	-	3,529	3,529	4,247	4,417
47-311-5103-04	CalPERS Survivor Benefit	-	7	7	7	7
47-311-5104-00	Benefits	-	1,110	1,110	150	156
47-311-5104-02	Medical Insurance	-	3,314	3,314	5,614	5,839
47-311-5104-03	Dental Insurance	-	152	152	152	158
47-311-5104-04	Vision Insurance	-	34	34	36	37
47-311-5104-05	Short Term Disability	-	212	212	219	228
47-311-5104-06	Long Term Disability	-	68	68	71	74
47-311-5104-07	Life Insurance	-	108	108	111	115
47-311-5104-08	Accidental Death & Dismember	-	28	28	28	29
47-311-5104-09	Employee Assistance Program	-	11	11	11	11
47-311-5106-01	Medicare	-	556	556	573	596
47-311-5106-02	Social Security	-	-	-	-	-
47-311-5109-00	Hourly Employees	-	-	-	-	-
47-311-5110-00	Auto Allowance	-	450	450	450	468
47-311-5110-01	457 Match	-	744	744	766	797
		-	53,559	53,559	57,090	59,374
47-332-5252-00	Contractual Services	-	-	-	-	-
47-339-6503-51	Traffic Management Center	-	550,000	550,000	300,000	-
47-339-9800-00	Cost Allocation Plan Charges	2,923	-	-	-	-
<b>Total Fund 47 Expenditures</b>		<b>2,923</b>	<b>628,559</b>	<b>628,559</b>	<b>382,090</b>	<b>84,374</b>

**DETAILED BUDGET FY 2024-25 FY 2025-26**

Budget Account	Account Name	FY 22/23 Actual	FY 23/24 Current Budget	FY 23/24 CY Estimate	FY 24/25 Recommended	FY 25/26 Recommended
<b>Fund: 48 - Library Capital Replacement</b>						
<b>Revenue</b>						
<u>Division: 000 - Revenue</u>						
48-000-4410-00	Interest Income	31,798	30,000	30,000	30,000	31,500
48-000-4411-00	Fair Market Value Investments	-	-	-	-	-
48-000-4928-00	Transfer in Library Fund	250,000	-	-	-	-
		<u>281,798</u>	<u>30,000</u>	<u>30,000</u>	<u>30,000</u>	<u>31,500</u>
<b>Total Fund 48 Revenue</b>		<b>281,798</b>	<b>30,000</b>	<b>30,000</b>	<b>30,000</b>	<b>31,500</b>
<b>Expenditure</b>						
<u>Division 134 - Non-Departmental</u>						
48-136-6503-79	Library Back Door Replacement	-	100,000	-	100,000	-
48-136-6503-84	Library Lights Upgrade	-	100,000	-	50,000	-
48-136-6503-85	Library Roof Replacement	-	-	-	100,000	-
		<u>-</u>	<u>200,000</u>	<u>-</u>	<u>250,000</u>	<u>-</u>
<b>Total Fund 48 Expenditures</b>		<b>-</b>	<b>200,000</b>	<b>-</b>	<b>250,000</b>	<b>-</b>

**DETAILED BUDGET FY 2024-25 FY 2025-26**

Budget Account	Account Name	FY 22/23 Actual	FY 23/24 Current Budget	FY 23/24 CY Estimate	FY 24/25 Recommended	FY 25/26 Recommended
<b>Fund: 49 - Measure M - Traffic Improvement</b>						
<b>Revenue</b>						
<u>Division: 000 - Revenue</u>						
49-000-4410-00	Interest Income	(108,624)	(20,000)	(20,000)	(105,000)	(109,200)
49-000-4637-00	Green Street Project	146,719	-	-	-	-
49-000-4649-00	Measure M - Traffic Improvemnt	152,013	3,405,800	3,405,800	8,200,000	-
49-000-4805-00	Mull Hwy Bike Bap (MTA Grant)	-	-	-	-	-
49-000-4806-00	MTA Grant	5,046,565	-	-	-	-
		<u>5,236,673</u>	<u>3,385,800</u>	<u>3,385,800</u>	<u>8,095,000</u>	<u>(109,200)</u>
<b>Total Fund 49 Revenue</b>		<b>5,236,673</b>	<b>3,385,800</b>	<b>3,385,800</b>	<b>8,095,000</b>	<b>(109,200)</b>
<b>Expenditure</b>						
<u>Division: 134 - Non-Departmental</u>						
49-134-9900-10	Transfer to General Fund	56,552	-	-	-	-
49-134-9900-40	Transfer to Capital	5,164,425	8,220,458	8,220,458	8,220,458	-
		<u>5,220,976</u>	<u>8,220,458</u>	<u>8,220,458</u>	<u>8,220,458</u>	<u>-</u>
<b>Total Fund 49 Expenditures</b>		<b>5,220,976</b>	<b>8,220,458</b>	<b>8,220,458</b>	<b>8,220,458</b>	<b>-</b>



## Tennis and Swim Center

(Departments 521 and 522)

The Calabasas Tennis & Swim Center features sixteen illuminated tennis courts, pickleball courts, an outdoor heated Junior Olympic pool, and a seasonal instructional pool. Its diverse programming encompasses fitness and cardio classes, strength and weight training sessions, special events, facility rentals, recreation classes, and aquatics programs.

**DETAILED BUDGET FY 2024-25 FY 2025-26**

Budget Account	Account Name	FY 22/23 Actual	FY 23/24 Current Budget	FY 23/24 CY Estimate	FY 24/25 Recommended	FY 25/26 Recommended
<b>Fund: 50 - Tennis &amp; Swim Center Operation</b>						
<b>Revenue</b>						
<u>Division: 000 - Revenue</u>						
50-000-4163-00	Property Damage/Loss Reimburse	-	-	-	-	-
50-000-4420-00	Miscellaneous	20	-	-	-	-
50-000-4420-03	Misc - Cash Recon & Adj	-	-	-	-	-
50-000-4466-00	Donations	-	-	-	-	-
50-000-4500-12	Miscellaneous	-	-	-	-	-
50-000-4500-25	Miscellaneous	-	1,000	1,000	1,000	1,040
50-000-4460-11	Recreation Processing Fees	661	-	-	-	-
50-000-4500-10	Aquatic-Daily	56,684	40,000	40,000	40,000	41,600
50-000-4500-11	Swim	(6,719)	25,000	25,000	25,000	26,000
50-000-4500-20	Health/Swim	678,288	600,000	600,000	600,000	624,000
50-000-4500-30	Coke Machine	1,009	1,000	1,000	1,000	1,040
50-000-4500-40	Food	11,380	6,000	6,000	6,000	6,240
50-000-4500-50	Facility Rental	29,557	20,000	20,000	20,000	20,800
50-000-4500-51	Facility Rental Deposits	219	-	-	-	-
50-000-4500-60	General Recreation	116,695	40,000	40,000	40,000	41,600
50-000-4500-70	Fitness Class	13,284	12,000	12,000	12,000	12,480
50-000-4500-71	Personal Training	-	-	-	-	-
50-000-4500-80	Tot Lot-Child Care	-	-	-	-	-
50-000-4500-90	Tennis Membership	1,563,931	1,400,000	1,400,000	1,400,000	1,456,000
50-000-4840-00	Refunds - Overpayments	-	-	-	-	-
50-000-4840-01	Refunds - Tennis & Swim Center	(1,173)	(1,500)	(1,500)	(1,500)	(1,560)
50-000-4840-02	Refunds - Top Seed	-	(1,000)	(1,000)	(1,000)	(1,040)
50-000-4410-00	Interest Income	5,526	2,000	2,000	13,000	13,520
50-000-4411-00	Fair Market Value Investments	-	-	-	-	-
50-000-4500-00	Tennis Revenue	354,270	400,000	400,000	400,000	416,000
50-000-4500-01	City Contribution for CIP	49,404	50,000	50,000	50,000	52,000
50-000-4500-02	Top Seed Contribution for CIP	49,404	55,000	55,000	55,000	57,200
50-000-4500-55	Film Permits	2,966	-	-	-	-
50-000-4500-56	Calabasas Resale T-Shirts	-	-	-	-	-
50-000-4500-85	Pro Shop	-	-	-	-	-
50-000-4500-95	Lessons & Clinics	1,723,749	1,700,000	1,700,000	1,700,000	1,768,000
50-000-4641-00	FED - EECBG Lighting	-	-	-	-	-
50-000-4900-16	Transfer in Developr ImpactFee	-	-	-	-	-
		<u>4,649,153</u>	<u>4,349,500</u>	<u>4,349,500</u>	<u>4,360,500</u>	<u>4,534,920</u>
<b>Total Fund 50 Revenue</b>		<b>4,649,153</b>	<b>4,349,500</b>	<b>4,349,500</b>	<b>4,360,500</b>	<b>4,534,920</b>
<b>Expenditure</b>						
<u>Division: 521 - Health &amp; Swim Center</u>						
50-521-5100-00	Full Time Salaries	312,235	269,042	269,042	283,382	294,717
50-521-5100-02	Full Time Employee Overtime	1,521	-	-	-	-
50-521-5101-00	Perm Part-time Salaries	-	-	-	-	-
50-521-5103-01	CalPERS City Paid EmployeeCost	21,155	18,833	18,833	19,837	19,837
50-521-5103-02	CalPERS Employer Cost	33,934	31,855	31,855	33,666	35,013
50-521-5103-03	CalPERS Unfunded Liability	38,461	32,859	32,859	39,541	41,123
50-521-5103-04	CalPERS Survivor Benefit	94	61	61	61	63
50-521-5104-00	Benefits	3,151	7,650	7,650	2,822	2,935
50-521-5104-02	Medical Insurance	18,154	25,483	25,483	36,132	37,577
50-521-5104-03	Dental Insurance	1,626	1,583	1,583	1,536	1,597
50-521-5104-04	Vision Insurance	357	355	355	355	369

**DETAILED BUDGET FY 2024-25 FY 2025-26**

Budget Account	Account Name	FY 22/23 Actual	FY 23/24 Current Budget	FY 23/24 CY Estimate	FY 24/25 Recommended	FY 25/26 Recommended
50-521-5104-05	Short Term Disability	1,023	1,539	1,539	1,622	1,687
50-521-5104-06	Long Term Disability	494	495	495	521	542
50-521-5104-07	Life Insurance	716	767	767	808	848
50-521-5104-08	Accidental Death & Dismember	172	194	194	205	213
50-521-5104-09	Employee Assistance Program	118	110	110	110	114
50-521-5106-01	Medicare	10,077	13,000	13,000	4,202	4,370
50-521-5106-02	Social Security	942	1,200	1,200	-	-
50-521-5109-00	Hourly Employees	378,986	300,000	300,000	289,997	301,597
50-521-5109-02	Hourly Employee Overtime	-	-	-	-	-
50-521-5110-00	Auto Allowance	756	750	750	750	780
50-521-5110-01	457 Match	6,188	5,380	5,380	5,667	5,894
50-521-5899-00	Pension - GASB 68	62,004	-	-	-	-
50-521-5200-01	Unemployment Insurance	-	-	-	-	-
50-521-5200-20	Event Insurance	-	2,000	2,000	2,000	2,080
50-521-5208-00	Telephone	5,577	-	-	-	-
50-521-5220-00	Office Supplies	4,583	2,500	2,500	2,500	2,600
50-521-5221-01	Program Supplies	80,961	57,100	57,100	57,100	59,384
50-521-5221-02	Pool Chemical	58,927	70,000	70,000	70,000	72,800
50-521-5221-03	Facility Maintenance	34,380	40,000	40,000	40,000	41,600
50-521-5221-09	Facility Repairs	-	-	-	-	-
50-521-5222-00	Printing	-	-	-	-	-
50-521-5226-00	Dues and Memberships	5,536	1,000	1,000	2,000	2,080
50-521-5230-00	Postage / Courier Service	681	-	-	-	-
50-521-5231-00	Bank & Merchant Fees	910	23,500	23,500	23,500	24,440
50-521-5231-11	Recreation Processing Fees	-	-	-	-	-
50-521-5235-00	Computer Hardware	885	800	800	800	832
50-521-5235-01	Computer Software	10,701	15,000	15,000	15,000	15,600
50-521-5240-00	Utilities - Electric	86,831	60,000	60,000	60,000	62,400
50-521-5240-01	Utilities - Water	26,195	45,000	45,000	45,000	46,800
50-521-5240-02	Utilities - Gas	64,114	45,000	45,000	45,000	46,800
50-521-5240-03	Utilities - Cable	10,988	10,000	10,000	15,000	15,600
50-521-5242-00	Utilities - Water	-	-	-	-	-
50-521-5252-00	Contractual Services	283,375	345,000	345,000	345,000	358,800
50-521-5252-58	City Property Damage	-	-	-	-	-
50-521-5265-00	Advertising	12,173	1,600	1,600	1,600	1,664
50-521-5270-00	Business Meeting & Conference	-	-	-	-	-
50-521-5285-00	Training	874	-	-	-	-
50-521-5416-00	Miscellaneous Expenditure	-	-	-	-	-
50-521-5419-00	Refunds - Deposits & Overpays	256	-	-	-	-
50-521-5430-00	Mileage Reimbursement	-	600	600	600	624
50-521-6500-00	CTSC Tennis Court Lighting	-	-	-	125,000	-
50-521-6500-01	CTSC Fitness Studio Floor	-	-	-	125,000	-
50-521-6500-02	CTSC Electrical Panel Replacement	-	-	-	300,000	-
50-521-6501-00	Capital Improvements	2,538	-	-	-	-
50-521-6502-96	Health Center Improvements	-	75,000	75,000	75,000	75,000
50-521-6503-14	FED - EECBG Lighting T&SC	-	-	-	-	-
50-521-6503-50	CTSC Roof Repair	-	1,500,000	1,500,000	1,500,000	-
50-521-6503-52	CTSC Outdoor Fitness Area	-	85,000	85,000	68,940	-
50-521-6503-53	CTSC Pool & Deck	-	560,000	560,000	429,912	-
50-521-6503-54	CTSC Kitchen Appliances	-	40,000	40,000	90,000	-
50-521-6503-63	HVAC Replacement	-	-	-	150,000	-
50-521-6503-69	CTSC Facility Upgrades	7,927	300,000	300,000	333,108	-



**DETAILED BUDGET FY 2024-25 FY 2025-26**

Budget Account	Account Name	FY 22/23 Actual	FY 23/24 Current Budget	FY 23/24 CY Estimate	FY 24/25 Recommended	FY 25/26 Recommended
50-521-6505-00	Capital - Equipment	-	-	-	-	-
50-521-6505-01	Capital - Furniture	-	-	-	-	-
50-521-6600-00	Depreciation Expense	71,110	-	-	-	-
50-521-9800-00	Cost Allocation Plan Charges	-	100,000	-	-	-
		<hr/> 1,661,685	<hr/> 4,090,256	<hr/> 3,990,256	<hr/> 4,643,274	<hr/> 1,578,381
<u>Division: 522 - Top Seed Tennis Academy</u>						
50-522-5100-00	Full Time Salaries	32,244	35,168	35,168	38,057	39,579
50-522-5100-02	Full Time Employee Overtime	-	-	-	-	-
50-522-5103-01	CalPERS City Paid EmployeeCost	2,257	2,462	2,462	2,664	2,771
50-522-5103-02	CalPERS Employer Cost	3,340	4,164	4,164	4,521	4,702
50-522-5103-03	CalPERS Unfunded Liability	3,744	4,295	4,295	5,310	5,522
50-522-5103-04	CalPERS Survivor Benefit	7	7	7	7	7
50-522-5104-00	Benefits	(0)	-	-	-	-
50-522-5104-02	Medical Insurance	12,695	3,574	3,574	4,481	4,661
50-522-5104-03	Dental Insurance	6,718	158	158	153	159
50-522-5104-04	Vision Insurance	30	36	36	36	37
50-522-5104-05	Short Term Disability	52	201	201	218	227
50-522-5104-06	Long Term Disability	25	65	65	70	73
50-522-5104-07	Life Insurance	39	100	100	109	113
50-522-5104-08	Accidental Death & Dismember	9	25	25	28	28
50-522-5104-09	Employee Assistance Program	13	13	13	13	14
50-522-5106-01	Medicare	476	520	520	563	586
50-522-5110-01	457 Match	-	703	703	761	791
50-522-5200-00	Liability Insurance	95,725	145,000	145,000	145,000	150,800
50-522-5208-00	Telephone	-	4,700	4,700	4,700	4,935
50-522-5220-00	Office Supplies	14,077	10,000	10,000	10,000	10,400
50-522-5221-00	Special Dept. Supplies	1,224	-	-	-	-
50-522-5221-01	Program Supplies	73,937	62,000	62,000	62,000	64,480
50-522-5221-04	Janitorial Supplies	58,009	70,000	70,000	70,000	72,800
50-522-5221-05	Social Event Food	14,983	23,000	23,000	23,000	23,920
50-522-5221-09	Facility Repairs	-	-	-	-	-
50-522-5222-00	Printing	9,581	18,000	18,000	18,000	18,720
50-522-5225-00	Pro Shop	-	-	-	-	-
50-522-5226-00	Dues and Memberships	-	1,500	1,500	1,500	1,560
50-522-5230-00	Postage / Courier Service	3,806	12,500	12,500	12,500	13,000
50-522-5231-00	Bank & Merchant Fees	66,125	120,000	120,000	120,000	124,800
50-522-5240-00	Utilities - Electric	53,779	60,100	60,100	60,100	62,504
50-522-5240-01	Utilities - Water	26,200	27,000	27,000	27,000	28,080
50-522-5250-00	Contractual Services	-	-	-	-	-
50-522-5251-09	Top Seed Desk/Maint Staff	784,484	625,000	625,000	625,000	650,000
50-522-5251-10	Top Seed Tennis Staff	1,178,601	1,100,000	1,100,000	1,100,000	1,144,000
50-522-5251-11	Top Seed Tennis Director	180,000	180,000	180,000	180,000	187,200
50-522-5251-13	Top Seed 50% Profit	223,651	300,000	300,000	300,000	312,000
50-522-5251-14	City 50% Profit	403,651	475,000	475,000	475,000	494,000
50-522-5252-00	Contractual Services	37,574	30,000	30,000	30,000	31,200
50-522-5265-00	Advertising	962	2,000	2,000	2,000	2,080
50-522-5270-00	Business Meeting & Conference	-	-	-	-	-
50-522-5420-00	Office Equipment Maintenance	-	-	-	-	-
50-522-6501-00	Capital Improvements	-	-	-	-	-
50-522-6503-14	FED - EECBG Lighting T&SC	-	-	-	-	-
50-522-6503-33	Quimby Tennis Center Improv	-	-	-	-	-
		<hr/> 3,288,020	<hr/> 3,317,291	<hr/> 3,317,291	<hr/> 3,322,791	<hr/> 3,455,749
<b>Total Fund 50 Expenditures</b>		<b>4,949,705</b>	<b>7,407,547</b>	<b>7,307,547</b>	<b>7,966,065</b>	<b>5,034,130</b>



## **Calabasas Community Center (Department 525)**

Situated at 27040 Malibu Hills Road, the Calabasas Community Center spans 30,000 square feet and provides a range of amenities and services. These include memberships, open play sports, facility rentals, special events, classes, and activities suitable for all ages. Within the facility, visitors will find a gymnasium equipped with pickleball, basketball, and volleyball striping, a spacious banquet facility with a warming kitchen, a welcoming lobby area, a weight room, a fitness studio, locker rooms, and a meeting room.

**DETAILED BUDGET FY 2024-25 FY 2025-26**

Budget Account	Account Name	FY 22/23 Actual	FY 23/24 Current Budget	FY 23/24 CY Estimate	FY 24/25 Recommended	FY 25/26 Recommended
<b>Fund: 55 - Agoura Hills Calabasas Community Center</b>						
<b>Revenues</b>						
<u>Division: 000 - Revenue</u>						
55-000-4400-15	Vending Machine	-	2,000	2,000	2,000	2,080
55-000-4410-00	Interest Income	(11,880)	-	-	-	-
55-000-4458-00	Facility Rental	-	280,006	280,006	285,000	296,400
55-000-4460-12	Sports League & Tournaments	-	230,328	230,328	235,000	244,400
55-000-4460-13	Open Play Sports	-	44,928	44,928	50,000	52,000
55-000-4460-14	Youth Camps	-	127,200	127,200	130,000	135,200
55-000-4460-15	Recreation Program Fees	-	225,000	225,000	225,000	234,000
55-000-4460-16	Fitness Membership	-	350,808	350,808	350,000	364,000
55-000-4460-25	Special Events	-	5,250	5,250	5,000	5,200
55-000-4698-01	LA Co. AHCCC Grant	-	1,010,000	1,010,000	1,010,000	1,050,400
55-000-4699-00	Fed Earmarks Fund - AHCCC Grant	-	-	-	-	-
55-000-4900-10	Transfer in General Fund	-	1,099,648	1,137,600	395,279	395,279
		(11,880)	3,375,168	3,413,120	2,687,279	2,778,959
<b>Total Fund 55 Revenue</b>		<b>(11,880)</b>	<b>3,375,168</b>	<b>3,413,120</b>	<b>2,687,279</b>	<b>2,778,959</b>
<u>Division: 525 - Agoura Hills Calabasas Community Center</u>						
55-525-5100-00	Full Time Salaries	-	334,083	334,083	311,953	324,431
55-525-5100-02	Full Time Employee Overtime	-	-	-	-	-
55-525-5103-01	CalPERS City Paid EmployeeCost	-	8,851	8,851	12,034	12,515
55-525-5103-02	CalPERS Employer Cost	-	28,186	28,186	31,444	32,702
55-525-5103-03	CalPERS Unfunded Liability	-	15,444	15,444	24,518	25,499
55-525-5103-04	CalPERS Survivor Benefit	-	100	100	81	84
55-525-5104-00	Benefits	-	8,070	8,070	-	-
55-525-5104-02	Medical Insurance	-	78,822	78,822	55,508	57,728
55-525-5104-03	Dental Insurance	-	4,470	4,470	3,524	3,665
55-525-5104-04	Vision Insurance	-	861	861	766	797
55-525-5104-05	Short Term Disability	-	1,911	1,911	1,785	1,856
55-525-5104-06	Long Term Disability	-	615	615	573	596
55-525-5104-07	Life Insurance	-	954	954	890	926
55-525-5104-08	Accidental Death & Dismember	-	243	243	225	234
55-525-5104-09	Employee Assistance Program	-	187	187	144	150
55-525-5106-01	Medicare	-	10,000	10,000	4,622	4,807
55-525-5109-00	Hourly Employees	-	312,000	312,000	312,000	324,480
55-525-5109-02	Hourly Employee Overtime	-	-	-	-	-
55-525-5110-00	Auto Allowance	-	600	600	600	624
55-525-5110-01	457 Match	-	6,682	6,682	6,240	6,490
55-525-5200-00	Liability Insurance	-	-	-	15,016	15,617
55-525-5200-03	Property Insurance	-	-	-	-	-
55-525-5200-20	Event Insurance	-	45,927	45,927	45,927	47,764
55-525-5208-00	Telephone	772	13,152	13,152	13,152	13,678
55-525-5220-00	Office Supplies	-	29,700	29,700	29,700	30,888
55-525-5221-00	Special Dept. Supplies	-	102,194	102,194	102,194	106,282
55-525-5221-01	Program Supplies	-	-	-	-	-
55-525-5221-03	Facility Maintenance	-	10,000	10,000	10,000	10,400
55-525-5221-04	Janitorial Supplies	-	32,000	32,000	32,000	33,280
55-525-5224-00	Furniture & Fixtures	-	-	-	-	-
55-525-5226-00	Dues and Memberships	-	1,500	1,500	1,500	1,560
55-525-5230-00	Postage / Courier Service	-	1,063	1,063	1,063	1,106
55-525-5235-00	Computer Hardware	-	41,900	41,900	41,900	43,576

**DETAILED BUDGET FY 2024-25 FY 2025-26**

Budget Account	Account Name	FY 22/23 Actual	FY 23/24 Current Budget	FY 23/24 CY Estimate	FY 24/25 Recommended	FY 25/26 Recommended
55-525-5235-01	Computer Software	-	3,200	3,200	3,200	3,328
55-525-5240-00	Utilities - Electric	5,405	74,000	74,000	74,000	76,960
55-525-5240-01	Utilities - Water	4,957	41,000	41,000	41,000	42,640
55-525-5240-02	Utilities - Gas	2,217	25,000	25,000	25,000	26,000
55-525-5240-05	Utilities - Broadband	420	4,000	4,000	4,000	4,160
55-525-5251-50	Contract Instructors	-	267,420	267,420	-	-
55-525-5252-00	Contractual Services	24,650	39,589	39,589	267,420	278,117
55-525-5253-25	Special Programs & Events	-	42,000	42,000	42,000	43,680
55-525-5265-00	Advertising	-	30,000	30,000	30,000	31,200
55-525-5285-00	Training	-	5,000	5,000	5,000	5,200
55-525-5416-00	Miscellaneous Expenditure	2,184	-	-	-	-
55-525-5430-00	Mileage Reimbursement	-	230	230	-	-
55-525-6500-00	Calabasas CC Rock Wall	-	-	-	150,000	-
55-525-6500-01	Calabasas CC weight room updates	-	-	-	50,000	50,000
55-525-6500-02	Calabasas CC kitchen/restroom updates	-	-	-	650,000	-
55-525-6500-03	Calabasas CC Ceiling repairs & updates	-	-	-	65,000	-
55-525-6500-04	Calabasas CC Gymnasium updates	-	-	-	65,000	-
55-525-6503-67	AHCCC ROOF REPLACEMENT	784,967	730,000	730,000	-	-
55-525-6505-00	AHCCC Capital Equipment	-	168,414	168,414	100,000	-
55-525-6505-01	AHCCC Capital Furniture	-	56,300	56,300	56,300	-
		<u>825,571</u>	<u>2,575,668</u>	<u>2,575,668</u>	<u>2,687,279</u>	<u>1,663,018</u>
<b>Total Fund 55 Expenditure</b>		<b>825,571</b>	<b>2,575,668</b>	<b>2,575,668</b>	<b>2,687,279</b>	<b>1,663,018</b>

**DETAILED BUDGET FY 2024-25 FY 2025-26**

Budget Account	Account Name	FY 22/23 Actual	FY 23/24 Current Budget	FY 23/24 CY Estimate	FY 24/25 Recommended	FY 25/26 Recommended
<b>Fund: 60 - Management Reserve</b>						
<b>Revenue</b>						
<u>Division: 000 - Revenue</u>						
60-000-4161-00	Sale/Disposal of Asset	-	-	-	-	-
60-000-4410-00	Interest Income	141,271	125,000	125,000	125,000	130,000
60-000-4411-00	Fair Market Value Investments	-	-	-	-	-
60-000-4900-10	Transfer in General Fund	-	-	-	-	-
		<hr/>	<hr/>	<hr/>	<hr/>	<hr/>
		141,271	125,000	125,000	125,000	130,000
<b>Total Fund 60 Revenue</b>		<b>141,271</b>	<b>125,000</b>	<b>125,000</b>	<b>125,000</b>	<b>130,000</b>
<b>Expenditure</b>						
<u>Division: 000 - Expenditure</u>						
60-000-9900-70	Transfer to Deferred Maint.	2,000,000	-	-	-	-
<u>Division: 134 - Non-Departmental</u>						
60-134-9900-30	Transfer to Storm Damage	-	-	-	-	-
60-134-9900-40	Transfer to Capital	-	-	-	-	-
60-134-9900-41	Transfer to Civic Ctr Constr	-	-	-	-	-
60-134-9900-70	Transfer to Deferred Maint.	-	-	-	-	-
		<hr/>	<hr/>	<hr/>	<hr/>	<hr/>
		-	-	-	-	-
<b>Total Fund 60 Expenditures</b>		<b>2,000,000</b>	<b>-</b>	<b>-</b>	<b>-</b>	<b>-</b>

**DETAILED BUDGET FY 2024-25 FY 2025-26**

Budget Account	Account Name	FY 22/23 Actual	FY 23/24 Current Budget	FY 23/24 CY Estimate	FY 24/25 Recommended	FY 25/26 Recommended
<b>Fund 62 - Measure W - Safe Clean Water</b>						
<b>Revenue</b>						
<u>Division: 000 - Revenue</u>						
62-000-4410-00	Interest Income	15,013	12,000	12,000	15,000	15,600
62-000-4636-00	Measure W - Clean Water	385,947	385,000	385,000	385,000	400,400
		<u>400,960</u>	<u>397,000</u>	<u>397,000</u>	<u>400,000</u>	<u>416,000</u>
<b>Total Fund 62 Revenue</b>		<b>400,960</b>	<b>397,000</b>	<b>397,000</b>	<b>400,000</b>	<b>416,000</b>
<b>Expenditure</b>						
<u>Division: 134 - Non-Departmental</u>						
62-134-9800-00	Cost Allocation Plan Charges	-	54,000	-	-	-
62-134-9900-40	Transfer to Capital	(9,489)	-	-	364,219	-
		<u>(9,489)</u>	<u>54,000</u>	<u>-</u>	<u>364,219</u>	<u>-</u>
<b>Total Fund 62 Expenditures</b>		<b>(9,489)</b>	<b>54,000</b>	<b>-</b>	<b>364,219</b>	<b>-</b>

**DETAILED BUDGET FY 2024-25 FY 2025-26**

Budget Account	Account Name	FY 22/23 Actual	FY 23/24 Current Budget	FY 23/24 CY Estimate	FY 24/25 Recommended	FY 25/26 Recommended
<b>Fund: 63 - Road Maintenance &amp; Rehabilitation Account (RMRA-SBI)</b>						
<b>Revenue</b>						
<u>Division: 000 - Revenue</u>						
63-000-4410-00	Interest Income	17,063	15,000	15,000	15,000	15,600
63-000-4611-01	Road Maint & Rehab (RMRA)	518,480	574,000	574,000	595,000	618,800
63-000-4900-15	Transfer in Gas Tax	-	-	-	-	-
63-000-9900-36	Transfer to Grants	-	-	-	-	-
		<u>535,544</u>	<u>589,000</u>	<u>589,000</u>	<u>610,000</u>	<u>634,400</u>
<b>Total Fund 63 Revenue</b>		<b>535,544</b>	<b>589,000</b>	<b>589,000</b>	<b>610,000</b>	<b>634,400</b>
<b>Expenditure</b>						
<u>Division: 134 - Non-Departmental</u>						
63-134-9900-15	Transfer to Gas Tax	-	-	-	-	-
63-134-9900-40	Transfer to Capital	326,225	350,000	350,000	350,000	350,000
		<u>326,225</u>	<u>350,000</u>	<u>350,000</u>	<u>350,000</u>	<u>350,000</u>
<u>Division: 311 - Administration and Engineering</u>						
63-311-5100-00	Full Time Salaries	24,066	35,817	35,817	38,039	39,561
63-311-5100-02	Full Time Employee Overtime	76	-	-	-	-
63-311-5103-01	CalPERS City Paid EmployeeCost	528	537	537	556	578
63-311-5103-02	CalPERS Employer Cost	2,024	3,069	3,069	3,312	3,444
63-311-5103-03	CalPERS Unfunded Liability	1,505	938	938	1,157	1,203
63-311-5103-04	CalPERS Survivor Benefit	6	7	7	7	7
63-311-5104-00	Benefits	824	3,720	3,720	200	208
63-311-5104-02	Medical Insurance	4,786	1,650	1,650	8,053	8,375
63-311-5104-03	Dental Insurance	236	227	227	298	310
63-311-5104-04	Vision Insurance	53	45	45	65	68
63-311-5104-05	Short Term Disability	118	205	205	217	226
63-311-5104-06	Long Term Disability	57	66	66	71	74
63-311-5104-07	Life Insurance	86	105	105	112	116
63-311-5104-08	Accidental Death & Dismember	21	26	26	27	28
63-311-5104-09	Employee Assistance Program	12	12	12	12	12
63-311-5106-01	Medicare	366	530	530	563	586
63-311-5110-00	Auto Allowance	30	30	30	30	31
63-311-5110-01	457 Match	450	716	716	762	792
63-311-5543-01	Upper LA River CIMP&EWMP	13,132	-	-	-	-
		<u>48,377</u>	<u>47,700</u>	<u>47,700</u>	<u>53,481</u>	<u>55,620</u>
<b>Total Fund 63 Expenditures</b>		<b>374,602</b>	<b>397,700</b>	<b>397,700</b>	<b>403,481</b>	<b>405,620</b>

**DETAILED BUDGET FY 2024-25 FY 2025-26**

Budget Account	Account Name	FY 22/23 Actual	FY 23/24 Current Budget	FY 23/24 CY Estimate	FY 24/25 Recommended	FY 25/26 Recommended
<b>Fund: 64 - Quimby Act</b>						
<b>Revenue</b>						
<u>Division: 000 - Revenue</u>						
64-000-4410-00	Interest Income	96	-	-	-	-
64-000-4815-06	Quimby Funds	-	-	-	-	-
64-000-4900-16	Transfer in Developpr ImpactFee	-	-	-	-	-
		<hr/>	<hr/>	<hr/>	<hr/>	<hr/>
		96	-	-	-	-
<b>Total Fund 64 Revenue</b>		<b>96</b>	<b>-</b>	<b>-</b>	<b>-</b>	<b>-</b>
<b>Expenditure</b>						
64-134-9900-41	Transfer to Civic Ctr Constr	-	-	-	-	-
<b>Total Fund 64 Expenditures</b>		<b>-</b>	<b>-</b>	<b>-</b>	<b>-</b>	<b>-</b>



**DETAILED BUDGET FY 2024-25 FY 2025-26**

Budget Account	Account Name	FY 22/23 Actual	FY 23/24 Current Budget	FY 23/24 CY Estimate	FY 24/25 Recommended	FY 25/26 Recommended
<b>Fund: 65 - Oak Tree Mitigation</b>						
<b>Revenue</b>						
<u>Division: 000 - Revenue</u>						
65-000-4410-00	Interest Income	(1,434)	-	-	-	-
65-000-4411-00	Fair Market Value Investments	-	-	-	-	-
65-000-4815-10	Oak Tree Mitigation Fees	-	-	-	-	-
65-000-4900-16	Transfer in Developpr ImpactFee	-	-	-	-	-
		<u>(1,434)</u>	<u>-</u>	<u>-</u>	<u>-</u>	<u>-</u>
<b>Total Fund 65 Revenue</b>		<b>(1,434)</b>	<b>-</b>	<b>-</b>	<b>-</b>	<b>-</b>
<b>Expenditure</b>						
<u>Division: 321 - General Landscape Maintenance</u>						
65-321-5815-10	Oak Tree Mitigation Exp	-	-	-	-	-
<u>Division: 412 - Planning Projects and Studies</u>						
65-412-5815-10	Oak Tree Mitigation Exp	-	-	-	-	-
<b>Total Fund 65 Expenditures</b>		<b>-</b>	<b>-</b>	<b>-</b>	<b>-</b>	<b>-</b>

**DETAILED BUDGET FY 2024-25 FY 2025-26**

Budget Account	Account Name	FY 22/23 Actual	FY 23/24 Current Budget	FY 23/24 CY Estimate	FY 24/25 Recommended	FY 25/26 Recommended
<b>Fund: 67 - Emergency COVID19</b>						
<b>Revenue</b>						
<u>Division: 000 - Revenue</u>						
67-000-4410-00	Interest Income	(784)	-	-	-	-
67-000-4900-10	Transfer in General Fund	120,503	-	-	-	-
<b>Total Fund 67 Revenue</b>		<b>119,719</b>	-	-	-	-
<b>Expense</b>						
<u>Division: 131 - City Clerk</u>						
67-131-5265-00	Advertising	-	-	-	-	-
<u>Division: 134 - Non-Departmental</u>						
67-134-5219-00	COVID Supplies	-	-	-	-	-
67-134-5220-00	Office Supplies	-	-	-	-	-
67-134-5221-03	Facility Maintenance	70	-	-	-	-
67-134-5265-00	Advertising	-	-	-	-	-
		<u>70</u>	-	-	-	-
<u>Division: 162 - Information Technology</u>						
67-162-5235-00	Computer Hardware	-	-	-	-	-
67-162-5235-01	Computer Software	(1,256)	-	-	-	-
		<u>(1,256)</u>	-	-	-	-
<u>Division: 222 - Public Safety and Emergency Operation</u>						
67-222-5221-00	Special Dept. Supplies	-	-	-	-	-
67-222-5222-00	Printing	-	-	-	-	-
		<u>-</u>	<u>-</u>	<u>-</u>	<u>-</u>	<u>-</u>
<u>Division: Community Development Admin</u>						
67-411-5235-01	Computer Software	-	-	-	-	-
<b>Total Fund 67 Expenditures</b>		<b>(1,186)</b>	-	-	-	-

**DETAILED BUDGET FY 2024-25 FY 2025-26**

Budget Account	Account Name	FY 22/23 Actual	FY 23/24 Current Budget	FY 23/24 CY Estimate	FY 24/25 Recommended	FY 25/26 Recommended
<b>Fund 70: Deferred Maintenance</b>						
<b>Revenue</b>						
<u>Division: 000 - Revenue</u>						
70-000-4410-00	Interest Income	(475)	-	-	-	-
70-000-4900-60	Transfer in Management Reserve	2,000,000	-	-	-	-
<b>Total Fund 70 Revenue</b>		<b>1,999,525</b>	<b>-</b>	<b>-</b>	<b>-</b>	<b>-</b>
<b>Expenditure</b>						
70-136-6503-65	Civic Center Plaza Furniture	-	50,000	50,000	50,000	-
70-136-6503-72	Civic Center Painting Buildings	-	-	-	-	-
70-513-6503-63	HVAC Replacement	44,386	40,000	40,000	40,000	-
70-525-6500-00	HVAC Replacement	-	-	-	150,000	150,000
<b>Total Fund 70 Expenditure</b>		<b>44,386</b>	<b>90,000</b>	<b>90,000</b>	<b>240,000</b>	<b>150,000</b>

**DETAILED BUDGET FY 2024-25 FY 2025-26**

Budget Account	Account Name	FY 22/23 Actual	FY 23/24 Current Budget	FY 23/24 CY Estimate	FY 24/25 Recommended	FY 25/26 Recommended
<b>Fund 75: Brandon's Village</b>						
<b>Revenue</b>						
<u>Division: 000 - Revenue</u>						
75-000-4410-00	Interest Income	107	-	-	-	-
75-000-4466-04	Donations - Brandon's Village	7,650	-	-	-	-
<b>Total Fund 75 Revenue</b>		<b>7,757</b>	-	-	-	-

**DETAILED BUDGET FY 2024-25 FY 2025-26**

Budget Account	Account Name	FY 22/23 Actual	FY 23/24 Current Budget	FY 23/24 CY Estimate	FY 24/25 Recommended	FY 25/26 Recommended
<b>Fund: 80 - CFD 99-1 (Commercial Mello-Roos), Series 2018</b>						
<b>Revenue</b>						
<u>Division: 000 - Revenue</u>						
80-000-4010-15	Mello-Roos Tax	386,853	390,000	390,000	390,000	405,600
80-000-4420-00	Miscellaneous	-	-	-	-	-
80-000-4410-00	Interest Income	21	1,000	1,000	1,000	1,040
80-000-4411-00	Fair Market Value Investments	-	-	-	-	-
80-000-4850-00	Proceeds of Bonds	-	-	-	-	-
		<u>386,874</u>	<u>391,000</u>	<u>391,000</u>	<u>391,000</u>	<u>406,640</u>
<b>Total Fund 80 Revenue</b>		<b>386,874</b>	<b>391,000</b>	<b>391,000</b>	<b>391,000</b>	<b>406,640</b>
<b>Expenditure</b>						
<u>Division: 134 - Non-Departmental</u>						
80-134-5252-00	Contractual Services	13,303	15,000	17,000	20,000	20,800
80-134-5416-00	Miscellaneous Expenditure	-	-	-	-	-
80-134-5300-00	Principal-Bonded Indebtedness	289,979	300,000	298,210	305,879	316,417
80-134-5301-00	Interest Exp-Bonded Indebtedne	57,801	48,000	49,567	41,110	32,398
80-134-5310-00	Debt Issuance Costs	-	-	-	-	-
80-134-5311-00	Pymt to Bond Refunding Escrow	-	-	-	-	-
80-134-5340-00	Payments to Escrow Agent	20,000	-	-	-	-
		<u>381,083</u>	<u>363,000</u>	<u>364,777</u>	<u>366,989</u>	<u>369,615</u>
<b>Total Fund 80 Expenditures</b>		<b>381,083</b>	<b>363,000</b>	<b>364,777</b>	<b>366,989</b>	<b>369,615</b>

**DETAILED BUDGET FY 2024-25 FY 2025-26**

Budget Account	Account Name	FY 22/23 Actual	FY 23/24 Current Budget	FY 23/24 CY Estimate	FY 24/25 Recommended	FY 25/26 Recommended
<b>Fund: 83 - 2005 COP (Refunding 1999 COP)</b>						
<b>Revenue</b>						
<u>Division: 000 - Revenue</u>						
83-000-4350-00	C.O.P. Lease	-	-	-	-	-
83-000-4420-00	Miscellaneous	-	-	-	-	-
83-000-4410-00	Interest Income	-	-	-	-	-
83-000-4850-00	Proceeds of Bonds	-	-	-	-	-
83-000-4900-10	Transfer in General Fund	-	-	-	-	-
<b>Total Fund 83 Revenue</b>		-	-	-	-	-
83-134-5416-00	Miscellaneous Expenditure	-	-	-	-	-
83-134-5300-00	Principal-Bonded Indebtedness	-	-	-	-	-
83-134-5301-00	Interest Exp-Bonded Indebtedne	-	-	-	-	-
83-134-5310-00	Debt Issuance Costs	-	-	-	-	-
83-134-5340-00	Payments to Escrow Agent	-	-	-	-	-
<b>Total Fund 83 Expenditures</b>		-	-	-	-	-

**DETAILED BUDGET FY 2024-25 FY 2025-26**

Budget Account	Account Name	FY 22/23 Actual	FY 23/24 Current Budget	FY 23/24 CY Estimate	FY 24/25 Recommended	FY 25/26 Recommended
<b>Fund: 84 - CFD 2001-1 (The Oaks Mello-Roos), Series 2017</b>						
<b>Revenue</b>						
<u>Division: 000 - Revenue</u>						
84-000-4010-15	Mello-Roos Tax	1,602,504	1,600,000	1,600,000	1,600,000	1,600,000
84-000-4420-00	Miscellaneous	-	-	-	-	-
84-000-4410-00	Interest Income	65	-	-	-	-
84-000-4411-00	Fair Market Value Investments	-	-	-	-	-
84-000-4850-00	Proceeds of Bonds	-	-	-	-	-
84-000-4900-82	Transfer In CFD 2001-1	-	-	-	-	-
		<u>1,602,569</u>	<u>1,600,000</u>	<u>1,600,000</u>	<u>1,600,000</u>	<u>1,600,000</u>
<b>Total Fund 84 Revenue</b>		<b>1,602,569</b>	<b>1,600,000</b>	<b>1,600,000</b>	<b>1,600,000</b>	<b>1,600,000</b>
<b>Expenditure</b>						
<u>Division: 134 - Non-Departmental</u>						
84-134-5252-00	Contractual Services	19,092	20,000	22,000	25,000	25,000
84-134-5416-00	Miscellaneous Expenditure	-	-	-	-	-
84-134-5300-00	Principal-Bonded Indebtedness	1,179,840	1,210,000	1,210,480	1,239,520	1,275,960
84-134-5301-00	Interest Exp-Bonded Indebtedne	336,557	307,000	304,887	272,424	239,093
84-134-5310-00	Debt Issuance Costs	-	-	-	-	-
84-134-5311-00	Pymt to Bond Refunding Escrow	-	-	-	-	-
84-134-5340-00	Payments to Escrow Agent	45,000	-	-	-	-
		<u>1,580,489</u>	<u>1,537,000</u>	<u>1,537,367</u>	<u>1,536,944</u>	<u>1,540,053</u>
<b>Total Fund 84 Expenditures</b>		<b>1,580,489</b>	<b>1,537,000</b>	<b>1,537,367</b>	<b>1,536,944</b>	<b>1,540,053</b>

**DETAILED BUDGET FY 2024-25 FY 2025-26**

Budget Account	Account Name	FY 22/23 Actual	FY 23/24 Current Budget	FY 23/24 CY Estimate	FY 24/25 Recommended	FY 25/26 Recommended
<b>Fund: 87 - 2015 COP - Civic Center Project</b>						
<b>Revenue</b>						
<u>Division: 000 - Revenue</u>						
87-000-4421-01	Reimbursemnt Senior Ctr Constr	-	-	-	-	-
87-000-4410-00	Interest Income	6	-	-	-	-
87-000-4851-00	Orig Issue Premium (Discount)	-	-	-	-	-
87-000-4850-00	Proceeds of Bonds	-	-	-	-	-
87-000-4900-10	Transfer in General Fund	1,836,486	1,839,000	1,839,000	1,839,000	1,839,000
87-000-4900-28	Transfer in Library	775,869	776,000	776,000	776,000	776,000
87-000-4900-41	Transfer in Civic Center Const	-	-	-	-	-
87-000-4900-85	Transfer in 2006 COP	-	-	-	-	-
		<hr/> 2,612,361	<hr/> 2,615,000	<hr/> 2,615,000	<hr/> 2,615,000	<hr/> 2,615,000
<b>Total Fund 87 Revenue</b>		<b>2,612,361</b>	<b>2,615,000</b>	<b>2,615,000</b>	<b>2,615,000</b>	<b>2,615,000</b>
<b>Expenditure</b>						
<u>Division: 134 - Non-Departmental</u>						
87-134-5252-00	Contractual Services	3,240	5,000	5,000	5,000	5,000
87-134-5416-00	Miscellaneous Expenditure	3,240	-	-	-	-
87-134-5300-00	Principal-Bonded Indebtedness	1,215,000	1,280,000	1,280,000	1,345,000	1,410,000
87-134-5301-00	Interest Exp-Bonded Indebtedne	1,390,875	1,329,000	1,328,500	1,262,875	1,194,000
87-134-5310-00	Debt Issuance Costs	-	-	-	-	-
87-134-5311-00	Pymt to Bond Refunding Escrow	-	-	-	-	-
87-134-5340-00	Payments to Escrow Agent	-	-	-	-	-
87-134-9900-10	Transfer to General Fund	-	-	-	-	-
87-134-9900-41	Transfer to Civic Ctr Constr	-	-	-	-	-
		<hr/> 2,612,355	<hr/> 2,614,000	<hr/> 2,613,500	<hr/> 2,612,875	<hr/> 2,609,000
<b>Total Fund 87 Expenditure</b>		<b>2,612,355</b>	<b>2,614,000</b>	<b>2,613,500</b>	<b>2,612,875</b>	<b>2,609,000</b>





## Five-Year Capital Improvement Projects

CITY of CALABASAS  
 FIVE-YEAR CAPITAL IMPROVEMENT PROJECTS SUMMARY  
 FISCAL YEAR 2024-25 thru 2028-29

Dept	Project Number	Project Title	Prior Year Actual as of 6/30/2023 *	Estimated as of 6/30/2024	FY 2024-25 Budget **	FY 2025-26 Estimate	FY 2026-27 Estimate	FY 2027-28 Estimate	FY 2028-29 Estimate	Estimated Project Cost Thru 2028-29
PW	650335	CITYWIDE GUARDRAILS	-	-	100,000	50,000	50,000	50,000	50,000	\$ 300,000
PW	650342	MULHOLLAND HIGHWAY IMPROVE PHASE I & II	5,661,501	6,374,805	2,975,154	2,888,000	-	-	-	\$ 12,237,959
PW	650000	LAS VIRGENES CREEK RESTORATION PH III			1,300,000	-	-	-	-	\$ 1,300,000
PW	650337	STATE - "GREEN" STREET PROJECT	344,726	2,260,166	3,954,802	-	-	-	-	\$ 6,214,968
PW	650212	STREET - RUBBERIZED OVERLAY	2,371,768	3,381,768	1,010,000	1,010,000	1,010,000	1,010,000	1,010,000	\$ 8,431,768
PW	650351	TRAFFIC MNGMT CENTER UPDATE	-	-	300,000					\$ 300,000
PW	650000	TRAFFIC MANAGEMENT CENTER UPDATE (Measuer R)			400,000					\$ 400,000
PW	650236	TREE PLANTING	-	-	20,000	25,000	25,000	25,000	25,000	\$ 120,000
PW	650347	WEST CALABASAS ROAD	149,538	227,058	4,272,479	-	-	-	-	\$ 4,499,537
PW	650365	CIVIC CENTER PLAZA FURNITURE REPLACEMENT	-	-	50,000	-	-	-	-	\$ 50,000
PW	650368	TURF LANDSCAPE REPLACEMENT	-	-	150,000	-	-	-	-	\$ 150,000
PW	650372	CIVIC CENTER PAINT BUILDINGS	-	-	-	-	-	100,000	-	\$ 100,000
PW	650380	VEHICLE PURCHASE	-	70,843	69,157	-	-	-	-	\$ 69,157
Com Serv	650352	CTSC OUTDOOR FITNESS AREA	-	66,060	68,940	-	-	-	-	\$ 135,000
Com Serv	650296	CTSC FITNESS ROOM ELECTRICAL UPGRADES	-	-	75,000	-	-	-	-	\$ 75,000
Com Serv	650353	CTSC POOL & DECK PROJECT	-	170,088	429,912	-	-	-	-	\$ 600,000
Com Serv	650354	CTSC KITCHEN APPLIANCES UPGRADE	-	-	90,000	-	-	-	-	\$ 90,000
Com Serv	650369	CTSC FACILITY UPGRADES	-	66,892	333,108	-	-	-	-	\$ 400,000
Com Serv	650350	CTSC ROOF REPAIR	-	-	1,500,000	-	-	-	-	\$ 1,500,000
Com Serv	650355	WILD WALNUT PARK	-	26,940	1,071,060	-	-	-	-	\$ 1,098,000
Com Serv	650356	GAME COURTS	-	-	90,000	-	-	-	25,000	\$ 115,000
Com Serv	650358	GATES CANYON UPDATES AND UPGRADES	-	50,000	100,000	-	-	-	-	\$ 100,000
Com Serv	650376	DE ANZA PARK WATER FEATURE	-	-	125,000	-	-	-	-	\$ 125,000
Com Serv	650359	PLAYGROUND UPDATES & REPLACEMENTS	-	310,000	1,075,000	-	-	-	-	\$ 1,385,000
Com Serv	650362	PICNIC SHELTER REPLACEMENT & UPGRADES	-	50,000	175,000	-	-	-	-	\$ 225,000
Com Serv	650371	PARKS LIGHTING UPGRADES	-	-	200,000	100,000				\$ 300,000
Com Serv	650381	TEEN PROGRAM STUDY	-	76,690	23,310					\$ 100,000
Com Serv	650363	HVAC REPLACEMENT AND REPAIR	-	-	340,000	150,000	80,000			\$ 570,000
Com Serv	650000	CALABASAS CC ROCK WALL	-	-	150,000					\$ 150,000
Com Serv	650001	CALABASAS CC WEIGHT ROOM UPDATES			50,000					\$ 50,000
Com Serv	650002	CALABASAS CC KITCHEN/RESTROOM UPDATES			650,000					\$ 650,000
Com Serv	650003	CALABASAS CC CEILING REPAIRS & UPDATES			65,000					\$ 65,000
Com Serv	650004	CALABASAS CC GYMNASIUM UPDATES			65,000					\$ 65,000
Com Serv	650000	CTSC TENNIS COURT LIGHTING			125,000					\$ 125,000
Com Serv	650001	CTSC FITNESS STUDIO FLOOR			125,000					\$ 125,000
Com Serv	650002	CTSC ELECTRICAL PANEL REPLACEMENT			300,000					\$ 300,000
Fin	650348	NEW FINANCIAL SOFTWARE	-	-	75,000	-	-	-	-	\$ 75,000
Media	650364	CHAMBERS MASTER CONTROL MEDIA & A/V	146,764	348,248	158,516	-	-	-	-	\$ 506,764
Media	650373	FOUNDERS HALL MASTER CONTROL MEDIA	-	-	125,000	-	-	-	100,000	\$ 225,000
Media	650377	VIDEOGRAPHY EQUIPMENT				100,000			100,000	\$ 200,000
Com Dev	650000	CAPITAL IMPROVEMENT GENERAL PLAN					500,000	500,000	500,000	\$ 1,500,000
Com Dev	650001	OBJECTIVE DESIGN STANDARDS				100,000	200,000	150,000	100,000	\$ 550,000
Com Dev	650002	ADAPTIVEREUSE				50,000	25,000	-	-	\$ 75,000
Com Dev	650003	ADU PLANS				100,000	50,000	-	-	\$ 150,000
Com Dev	650004	MISSION HOUSE				200,000	250,000	450,000	-	\$ 900,000
Library	650000	LIBRARY LIGHTS UPGRADE			50,000					\$ 50,000
Library	630379	LIBRARY DOOR REPLACEMENT			100,000					\$ 100,000
Library	650000	LIBRARY ROOF REPAIR			100,000					\$ 100,000
			\$ 8,674,297	\$ 13,479,559	\$ 22,436,438	\$ 4,773,000	\$ 2,190,000	\$ 2,285,000	\$ 1,910,000	\$ 46,953,154

FIFY24/25

Fund sources

Dept	Project Number	Project Title	10	12	13	14	15	21	22,24, 27,32	34	36	45	47	48	49	50	55	62	63	70	FY24/25
			GF	SC Air Quality	Park Improv	AB 939	Gas Tax	LMD 22	LMDs	Measure R Local	Grants	ARPA	Measure M Local	Library Replace	Measure M	Tennis & Swim	COMMUNITY CENTER	Measure W	RMRA	Deferred Maint	Total
PW	650335	CITYWIDE GUARDRAILS								50,000			50,000								100,000
PW	650342	MULHOLLAND HIGHWAY IMPROVE PHASE I & II													2,975,154						2,975,154
PW	650000	LAS VIRGENES CREEK RESTORATION PH III									1,300,000										1,300,000
PW	650337	STATE - "GREEN" STREET PROJECT				473,970					536,336				2,470,526			473,970			3,954,802
PW	650212	STREET - RUBBERIZED OVERLAY					660,000												350,000		1,010,000
PW	650351	TRAFFIC MNGMT CENTER UPDATE											300,000								300,000
PW	650000	TRAFFIC MANAGEMENT CENTER UPDATE (Measuer R								400,000											400,000
PW	650236	TREE PLANTING	20,000																		20,000
PW	650347	WEST CALABASAS ROAD													4,272,479						4,272,479
PW	650365	CIVIC CENTER PLAZA FURNITURE REPLACEMENT																		50,000	50,000
PW	650368	TURF LANDSCAPE REPLACEMENT						75,000	75,000												150,000
PW	650372	CIVIC CENTER PAINT BUILDINGS																			-
PW	650380	VEHICLE PURCHASE		69,157																	69,157
Com Serv	650352	CTSC OUTDOOR FITNESS AREA														68,940					68,940
Com Serv	650296	CTSC FITNESS ROOM ELECTRICAL UPGRADES														75,000					75,000
Com Serv	650353	CTSC POOL & DECK PROJECT														429,912					429,912
Com Serv	650354	CTSC KITCHEN APPLIANCES UPGRADE														90,000					90,000
Com Serv	650369	CTSC FACILITY UPGRADES														333,108					333,108
Com Serv	650350	CTSC ROOF REPAIR														1,500,000					1,500,000
Com Serv	650355	WILD WALNUT PARK			281,060						790,000										1,071,060
Com Serv	650356	GAME COURTS									90,000										90,000
Com Serv	650358	GATES CANYON UPDATES AND UPGRADES									100,000										100,000
Com Serv	650376	DE ANZA PARK WATER FEATURE			125,000																125,000
Com Serv	650359	PLAYGROUND UPDATES & REPLACEMENTS									1,075,000										1,075,000
Com Serv	650362	PICNIC SHELTER REPLACEMENT & UPGRADES									175,000										175,000
Com Serv	650371	PARKS LIGHTING UPGRADES									200,000										200,000
Com Serv	650381	TEEN PROGRAM STUDY	23,310																		23,310
Com Serv	650363	HVAC REPLACEMENT AND REPAIR														150,000				190,000	340,000
Com Serv	650000	CALABASAS CC ROCK WALL															150,000				150,000
Com Serv	650001	CALABASAS CC WEIGHT ROOM UPDATES															50,000				50,000
Com Serv	650002	CALABASAS CC KITCHEN/RESTROOM UPDATES															650,000				650,000
Com Serv	650003	CALABASAS CC CEILING REPAIRS & UPDATES															65,000				65,000
Com Serv	650004	CALABASAS CC GYMNASIUM UPDATES															65,000				65,000
Com Serv	650000	CTSC TENNIS COURT LIGHTING														125,000					125,000
Com Serv	650001	CTSC FITNESS STUDIO FLOOR														125,000					125,000
Com Serv	650002	CTSC ELECTRICAL PANEL REPLACEMENT														300,000					300,000
Fin	650348	NEW FINANCIAL SOFTWARE	75,000																		75,000
Media	650364	CHAMBERS MASTER CONTROL MEDIA & AV									158,516										158,516
Media	650373	FOUNDERS HALL MASTER CONTROL MEDIA									125,000										125,000
Media	650377	VIDEOGRAPHY EQUIPMENT																			-
Com Dev	650000	CAPITAL IMPROVEMENT GENERAL PLAN																			-
Com Dev	650001	OBJECTIVE DESIGN STANDARDS																			-
Com Dev	650002	ADAPTIVEREUSE																			-
Com Dev	650003	ADU PLANS																			-
Com Dev	650004	MISSION HOUSE																			-
Library	650000	LIBRARY LIGHTS UPGRADE												50,000							50,000
Library	630379	LIBRARY DOOR REPLACEMENT												100,000							100,000
Library	650000	LIBRARY ROOF REPAIR												100,000							100,000

\$ 118,310 \$ 69,157 \$ 406,060 \$ 473,970 \$ 660,000 \$ 75,000 \$ 75,000 \$ 450,000 \$ 1,836,336 \$ 2,713,516 \$ 350,000 \$ 250,000 \$ 9,718,159 \$ 3,196,960 \$ 980,000 \$ 473,970 \$ 350,000 \$ 240,000 \$ 22,436,438

FY25/26

Fund sources

			10	15	34	36	39	45	47	48	49	50	63	70	FY25/26
Dept	Project Number	Project Title	GF	Gas Tax	Measure R Local	Grants	Measure R	ARPA	Measure M Local	Library Replace	Measure M	Tennis & Swim	RMRA	Deferred Maint	Total
PW	650335	CITYWIDE GUARDRAILS			25,000				25,000						50,000
PW	650342	MULHOLLAND HIGHWAY IMPROVE PHASE I & II					2,888,000								2,888,000
PW	650000	LAS VIRGENES CREEK RESTORATION PH III													-
PW	650337	STATE - "GREEN" STREET PROJECT													-
PW	650212	STREET - RUBBERIZED OVERLAY		660,000									350,000		1,010,000
PW	650351	TRAFFIC MNGMT CENTER UPDATE													-
PW	650000	TRAFFIC MANAGEMENT CENTER UPDATE (Measuer F													-
PW	650236	TREE PLANTING	25,000												25,000
PW	650347	WEST CALABASAS ROAD													-
PW	650365	CIVIC CENTER PLAZA FURNITURE REPLACEMENT													-
PW	650368	TURF LANDSCAPE REPLACEMENT													-
PW	650372	CIVIC CENTER PAINT BUILDINGS													-
PW	650380	VEHICLE PURCHASE													-
Com Serv	650352	CTSC OUTDOOR FITNESS AREA													-
Com Serv	650296	CTSC FITNESS ROOM ELECTRICAL UPGRADES													-
Com Serv	650353	CTSC POOL & DECK PROJECT													-
Com Serv	650354	CTSC KITCHEN APPLIANCES UPGRADE													-
Com Serv	650369	CTSC FACILITY UPGRADES													-
Com Serv	650350	CTSC ROOF REPAIR													-
Com Serv	650355	WILD WALNUT PARK													-
Com Serv	650356	GAME COURTS													-
Com Serv	650358	GATES CANYON UPDATES AND UPGRADES													-
Com Serv	650376	DE ANZA PARK WATER FEATURE													-
Com Serv	650359	PLAYGROUND UPDATES & REPLACEMENTS													-
Com Serv	650362	PICNIC SHELTER REPLACEMENT & UPGRADES													-
Com Serv	650371	PARKS LIGHTING UPGRADES						100,000							100,000
Com Serv	650381	TEEN PROGRAM STUDY													-
Com Serv	650363	HVAC REPLACEMENT AND REPAIR												150,000	150,000
Com Serv	650000	CALABASAS CC ROCK WALL													-
Com Serv	650001	CALABASAS CC WEIGHT ROOM UPDATES													-
Com Serv	650002	CALABASAS CC KITCHEN/RESTROOM UPDATES													-
Com Serv	650003	CALABASAS CC CEILING REPAIRS & UPDATES													-
Com Serv	650004	CALABASAS CC GYMNASIUM UPDATES													-
Com Serv	650000	CTSC TENNIS COURT LIGHTING													-
Com Serv	650001	CTSC FITNESS STUDIO FLOOR													-
Com Serv	650002	CTSC ELECTRICAL PANEL REPLACEMENT													-
Fin	650348	NEW FINANCIAL SOFTWARE													-
Media	650364	CHAMBERS MASTER CONTROL MEDIA & A/V													-
Media	650373	FOUNDERS HALL MASTER CONTROL MEDIA													-
Media	650377	VIDEOGRAPHY EQUIPMENT	100,000												100,000
Com Dev	650000	CAPITAL IMPROVEMENT GENERAL PLAN													-
Com Dev	650001	OBJECTIVE DESIGN STANDARDS	100,000												100,000
Com Dev	650002	ADAPTIVEREUSE	50,000												50,000
Com Dev	650003	ADU PLANS	100,000												100,000
Com Dev	650004	MISSION HOUSE	200,000												200,000
Library	650000	LIBRARY LIGHTS UPGRADE													-
Library	630379	LIBRARY DOOR REPLACEMENT													-
Library	650000	LIBRARY ROOF REPAIR													-
			\$ 575,000	\$ 660,000	\$ 25,000	\$ 0	\$ 2,888,000	\$ 100,000	\$ 25,000	\$ 0	\$ 0	\$ 0	\$ 350,000	\$ 150,000	\$ 4,773,000

**CITY of CALABASAS  
CAPITAL IMPROVEMENT PROJECTS  
FISCAL YEARS 2024/25 thru 2028/29**

p

<b>Project Number:</b>	<b>650364</b>
<b>Project Title:</b>	<b>CHAMBER MASTER CONTROL MEDIA &amp; A/V</b>
<b>Department:</b>	<b>COMMUNICATIONS</b>
<b>Project Description:</b>	
The master control for the TV channel and the AV system in Council Chambers are original to the building (2008) and are in dire need of replacement. Typically, these systems last only around ten years and we are in year 16. In the future, we should schedule renovations for these locations as part of a regular CIP.	

Budget Unit	Account Description	Total Expenditures ESTIMATED as of 6/30/2024	2023/24 Estimated Carryover Amount	ADDITIONAL FUNDING REQUEST					Estimated TOTAL Project Cost
				2024/25 Appropriation	2025/26 Estimate	2026/27 Estimate	2027/28 Estimate	2028/29 Estimate	
45-161-6503-64	CHAMBER MASTER CONTROL MEDIA & A/V	\$ 348,248	\$ 158,516				\$ 100,000		\$ 606,764
<b>Project TOTALS</b>		<b>\$ 348,248</b>	<b>\$ 158,516</b>				<b>\$ 100,000</b>		<b>\$ 606,764</b>
<b>Funding Sources:</b>									
American Rescue Plan Act - FUND 45		\$ 348,248	\$ 158,516				\$ 100,000		\$ 606,764
<b>TOTALS:</b>		<b>\$ 348,248</b>	<b>\$ 158,516</b>				<b>\$ 100,000</b>		<b>\$ 606,764</b>

**CITY of CALABASAS  
CAPITAL IMPROVEMENT PROJECTS  
FISCAL YEARS 2024/25 thru 2028/29**

p

<b>Project Number:</b>	<b>650373</b>
<b>Project Title:</b>	<b>FOUNDERS HALL A/V SYSTEM</b>
<b>Department:</b>	<b>COMMUNICATIONS</b>
<b>Project Description:</b>	<p>The AV equipment inside Founders Hall is original to the structure (2008) and is on the edge of catastrophic failure. Typically, these systems last only 5-10 years and we are in year 16. We will replace all audio and video components. We will likely no longer need fixed cameras mounted on the walls, as they are rarely used and would be a waste of money. The preference is to insgtall higher-end mutimedia equipment in this heavily-used site, and set aside money to keep it current in the future.</p>

Budget Unit	Account Description	Total Expenditures ESTIMATED as of 6/30/2024	2023/24 Estimated Carryover Amount	ADDITIONAL FUNDING REQUEST					Estimated TOTAL Project Cost
				2024/25 Appropriation	2025/26 Estimate	2026/27 Estimate	2027/28 Estimate	2028/29 Estimate	
45-161-6503-73	FOUNDERS HALL A/V SYSTEM		\$ 125,000					\$ 100,000	\$ 225,000
<b>Project TOTALS</b>			<b>\$ 125,000</b>					<b>\$ 100,000</b>	<b>\$ 225,000</b>
<b>Funding Sources:</b>									
American Rescue Plan Act - FUND 45			\$ 125,000					\$ 100,000	\$ 225,000
<b>TOTALS:</b>			<b>\$ 125,000</b>					<b>\$ 100,000</b>	<b>\$ 225,000</b>

**CITY of CALABASAS  
CAPITAL IMPROVEMENT PROJECTS  
FISCAL YEARS 2024/25 thru 2028/29**

p

<b>Project Number:</b> 650377
<b>Project Title:</b> VIDEOGRAPHY EQUIPMENT
<b>Department:</b> COMMUNICATIONS
<b>Project Description:</b>  The videography equipment is in need of a major upgrade. In the past five years, the Communications Department has upgraded aging MacPro editing systems, lighting systems, drone, and the TV channel's master control system, among other items. Next on the list is field cameras, lenses and tripods for videography. Our cameras, lenses are tripods are at least ten years old, are out of warranty and no longer meet the specifications for a modern videography unit. In the future, we should schedule replacement of these video items as part of a regular CIP.

Budget Unit	Account Description	Total Expenditures ESTIMATED as of 6/30/2024	2023/24 Estimated Carryover Amount	ADDITIONAL FUNDING REQUEST					Estimated TOTAL Project Cost
				2024/25 Appropriation	2025/26 Estimate	2026/27 Estimate	2027/28 Estimate	2028/29 Estimate	
10-161-6500-00	VIDEOGRAPHY EQUIPMENT				\$ 100,000			\$ 100,000	\$ 200,000
<b>Project TOTALS</b>					<b>\$ 100,000</b>			<b>\$ 100,000</b>	<b>\$ 200,000</b>
<b>Funding Sources:</b>									
GENERAL FUND - FUND 10					\$ 100,000			\$ 100,000	\$ 200,000
<b>TOTALS:</b>					<b>\$ 100,000</b>			<b>\$ 100,000</b>	<b>\$ 200,000</b>

Math check:                    -                    -                    -                    -                    -                    -                    -                    -

**CITY of CALABASAS  
CAPITAL IMPROVEMENT PROJECTS  
FISCAL YEARS 2024/25 thru 2028/29**

Location Map

<b>Project Number:</b>	<b>650000</b>
<b>Project Title:</b>	<b>General Plan</b>
<b>Department:</b>	<b>Community Development</b>
<b>Project Description:</b>	General Plan update(s). This project would involve in either a comprehensive update or a new General Plan, which is currently identified as a 2030 General Plan. This would also include necessary updates to remain consistent with state law and the 7th Cycle RHNA.

Budget Unit	Account Description	Total Expenditures ESTIMATED as of 6/30/2024	2023/24 Estimated Carryover Amount	ADDITIONAL FUNDING REQUEST					Estimated TOTAL Project Cost
				2024/25 Appropriation	2025/26 Estimate	2026/27 Estimate	2027/28 Estimate	2028/29 Estimate	
10-411-6500-00	Capital Improvements-General Plan					\$ 500,000	\$ 500,000	\$ 500,000	\$ 1,500,000
<b>Project TOTALS</b>						<b>\$ 500,000</b>	<b>\$ 500,000</b>	<b>\$ 500,000</b>	<b>\$ 1,500,000</b>
<b>Funding Sources:</b>									
GENERAL FUND - FUND 10						\$ 500,000	\$ 500,000	\$ 500,000	\$ 1,500,000
<b>TOTALS:</b>						<b>\$ 500,000</b>	<b>\$ 500,000</b>	<b>\$ 500,000</b>	<b>\$ 1,500,000</b>



**CITY of CALABASAS  
CAPITAL IMPROVEMENT PROJECTS  
FISCAL YEARS 2024/25 thru 2028/29**

<b>Project Number:</b>	<b>650001</b>
<b>Project Title:</b>	<b>Objective Design Standards</b>
<b>Department:</b>	<b>Community Development</b>
<b>Project Description:</b>	Adopt Objective Design and Development Standards for multifamily and mixed use development projects. This will require updates to the CMC and possibly the General Plan.

Budget Unit	Account Description	Total Expenditures ESTIMATED as of 6/30/2024	2023/24 Estimated Carryover Amount	ADDITIONAL FUNDING REQUEST					Estimated TOTAL Project Cost
				2024/25 Appropriation	2025/26 Estimate	2026/27 Estimate	2027/28 Estimate	2028/29 Estimate	
10-411-6500-01	Capital Improvements - Objective Standards				\$ 100,000	\$ 200,000	\$ 150,000		\$ 450,000
<b>Project TOTALS</b>					<b>\$ 100,000</b>	<b>\$ 200,000</b>	<b>\$ 150,000</b>		<b>\$ 450,000</b>
<b>Funding Sources:</b>									
GENERAL FUND - FUND 10					\$ 100,000	\$ 200,000	\$ 150,000		\$ 450,000
<b>TOTALS:</b>					<b>\$ 100,000</b>	<b>\$ 200,000</b>	<b>\$ 150,000</b>		<b>\$ 450,000</b>

CITY of CALABASAS  
 CAPITAL IMPROVEMENT PROJECTS  
 FISCAL YEARS 2024/25 thru 2028/29

<b>Project Number:</b>	<b>650002</b>
<b>Project Title:</b>	<b>Adaptive Reuse</b>
<b>Department:</b>	<b>Community Development</b>
<b>Project Description:</b>	Research modified standards utilized in other jurisdictions to facilitate office conversions. Adopt modified standards as appropriate.

Budget Unit	Account Description	Total Expenditures ESTIMATED as of 6/30/2024	2023/24 Estimated Carryover Amount	ADDITIONAL FUNDING REQUEST					Estimated TOTAL Project Cost
				2024/25 Appropriation	2025/26 Estimate	2026/27 Estimate	2027/28 Estimate	2028/29 Estimate	
10-411-6500-02	Capital Improvements-Adaptive Reuse				\$ 50,000	\$ 25,000			\$ 75,000
<b>Project TOTALS</b>					<b>\$ 50,000</b>	<b>\$ 25,000</b>			<b>\$ 75,000</b>
<b>Funding Sources:</b>									
GENERAL FUND - FUND 10					\$ 50,000	\$ 25,000			\$ 75,000
<b>TOTALS:</b>					<b>\$ 50,000</b>	<b>\$ 25,000</b>			<b>\$ 75,000</b>

CITY of CALABASAS  
 CAPITAL IMPROVEMENT PROJECTS  
 FISCAL YEARS 2024/25 thru 2028/29

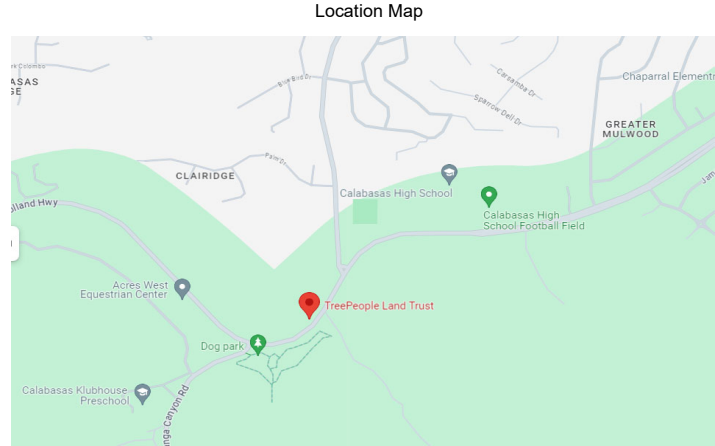
<b>Project Number:</b>	<b>650003</b>
<b>Project Title:</b>	<b>ADU Plans</b>
<b>Department:</b>	<b>Community Development</b>
<b>Project Description:</b>	Initiate an education and marketing program for homeowners on the benefits of ADUs and the availability of City funds for ADU development. Develop ADU Design Workbook and pre-approvable construction plans.

Budget Unit	Account Description	Total Expenditures ESTIMATED as of 6/30/2024	2023/24 Estimated Carryover Amount	ADDITIONAL FUNDING REQUEST					Estimated TOTAL Project Cost
				2024/25 Appropriation	2025/26 Estimate	2026/27 Estimate	2027/28 Estimate	2028/29 Estimate	
10-411-6500-03	Capital Improvements-ADU Plans				\$ 100,000	\$ 50,000			\$ 150,000
<b>Project TOTALS</b>					<b>\$ 100,000</b>	<b>\$ 50,000</b>			<b>\$ 150,000</b>

Funding Sources:									
GENERAL FUND - FUND 10					\$ 100,000	\$ 50,000			\$ 150,000
<b>TOTALS:</b>					<b>\$ 100,000</b>	<b>\$ 50,000</b>			<b>\$ 150,000</b>

**CITY of CALABASAS  
CAPITAL IMPROVEMENT PROJECTS  
FISCAL YEARS 2024/25 thru 2028/29**

<b>Project Number:</b>	<b>650004</b>
<b>Project Title:</b>	<b>Masson House</b>
<b>Department:</b>	<b>Community Development</b>
<b>Project Description:</b>	<p>Masson House rehabilitation, including architectural, engineering, permitting and construction costs for specialized rehabilitation of a historic resource. Constructed originally in 1902-03, the old house is Local Historic Landmark #1. The City has owned the Masson House property it for the past 21 years, and it makes up a substantial portion of Headwaters Corner. Under the National Historic Preservation Act, owners of historic resources have an obligation to maintain such resources in good repair and to accomplish all repair, rehabilitation, and reconstruction work in a manner consistent with the Standards and Guidelines for Historic Preservation.</p>



Budget Unit	Account Description	Total Expenditures ESTIMATED as of 6/30/2024	2023/24 Estimated Carryover Amount	ADDITIONAL FUNDING REQUEST					Estimated TOTAL Project Cost
				2024/25 Appropriation	2025/26 Estimate	2026/27 Estimate	2027/28 Estimate	2028/29 Estimate	
10-411-6500-04	Capital Improvements-Masson House				\$ 200,000	\$ 250,000	\$ 450,000		\$ 900,000
<b>Project TOTALS</b>					<b>\$ 200,000</b>	<b>\$ 250,000</b>	<b>\$ 450,000</b>		<b>\$ 900,000</b>
<b>Funding Sources:</b>									
GENERAL FUND - FUND 10					\$ 200,000	\$ 250,000	\$ 450,000		\$ 900,000
<b>TOTALS:</b>					<b>\$ 200,000</b>	<b>\$ 250,000</b>	<b>\$ 450,000</b>		<b>\$ 900,000</b>

**CITY of CALABASAS  
CAPITAL IMPROVEMENT PROJECTS  
FISCAL YEARS 2024/25 thru 2028/29**

Location Map

<b>Project Number:</b>	<b>650352</b>
<b>Project Title:</b>	<b>CTSC OUTDOOR FITNESS AREA</b>
<b>Department:</b>	<b>COMMUNITY SERVICES</b>
<b>Project Description:</b>	<b>OUTDOOR FITNESS AREA ADDITION</b> Fitness matting, Shade Structure, Electrical, Fans.



Budget Unit	Account Description	Total Expenditures ESTIMATED as of 6/30/2024	2023/24 Estimated Carryover Amount	ADDITIONAL FUNDING REQUEST					Estimated TOTAL Project Cost
				2024/25 Appropriation	2025/26 Estimate	2026/27 Estimate	2027/28 Estimate	2028/29 Estimate	
50-521-6503-52	CTSC OUTDOOR FITNESS AREA	\$ 66,060	\$ 18,940	\$ 50,000					\$ 135,000
<b>Project TOTALS</b>		<b>\$ 66,060</b>	<b>\$ 18,940</b>	<b>\$ 50,000</b>					<b>\$ 135,000</b>

Funding Sources:									
TENNIS & SWIM CENTER OPERATION- Fund 50		\$ 66,060	\$ 18,940	\$ 50,000					\$ 135,000
<b>TOTALS:</b>		<b>\$ 66,060</b>	<b>\$ 18,940</b>	<b>\$ 50,000</b>					<b>\$ 135,000</b>

**CITY of CALABASAS  
CAPITAL IMPROVEMENT PROJECTS  
FISCAL YEARS 2024/25 thru 2028/29**

Location Map

<b>Project Number:</b>	<b>650296</b>
<b>Project Title:</b>	<b>HEALTH CENTER IMPROVEMENTS</b>
<b>Department:</b>	<b>COMMUNITY SERVICES</b>
<b>Project Description:</b>	Fitness room improvements Remove and replace flooring in fitness room.



Budget Unit	Account Description	Total Expenditures ESTIMATED as of 6/30/2024	2023/24 Estimated Carryover Amount	ADDITIONAL FUNDING REQUEST					Estimated TOTAL Project Cost
				2024/25 Appropriation	2025/26 Estimate	2026/27 Estimate	2027/28 Estimate	2028/29 Estimate	
50-521-6502-96	HEALTH CENTER IMPROVEMENTS		\$ 75,000						\$ 75,000
<b>Project TOTALS</b>			<b>\$ 75,000</b>						<b>\$ 75,000</b>
<b>Funding Sources:</b>									
	TENNIS & SWIM CENTER OPERATION- Fund 50		\$ 75,000						\$ 75,000
<b>TOTALS:</b>			<b>\$ 75,000</b>						<b>\$ 75,000</b>

**CITY of CALABASAS  
CAPITAL IMPROVEMENT PROJECTS  
FISCAL YEARS 2024/25 thru 2028/29**

Location Map

<b>Project Number:</b>	<b>650353</b>
<b>Project Title:</b>	<b>CTSC POOL &amp; DECK</b>
<b>Department:</b>	<b>COMMUNITY SERVICES</b>
<b>Project Description:</b>	<b>POOL AND DECK RENOVATION</b>
Pool upgrades and Deck resurfacing.	



Budget Unit	Account Description	Total Expenditures ESTIMATED as of 6/30/2024	2023/24 Estimated Carryover Amount	<b>ADDITIONAL FUNDING REQUEST</b>					Estimated TOTAL Project Cost
				2024/25 Appropriation	2025/26 Estimate	2026/27 Estimate	2027/28 Estimate	2028/29 Estimate	
50-521-6503-53	CTSC POOL & DECK	\$ 170,088	\$ 389,912	\$ 40,000					\$ 600,000
<b>Project TOTALS</b>		<b>\$ 170,088</b>	<b>\$ 389,912</b>	<b>\$ 40,000</b>					<b>\$ 600,000</b>
<b>Funding Sources:</b>									
TENNIS & SWIM CENTER OPERATION- Fund 50		\$ 170,088	\$ 389,912	\$ 40,000					\$ 600,000
<b>TOTALS:</b>		<b>\$ 170,088</b>	<b>\$ 389,912</b>	<b>\$ 40,000</b>					<b>\$ 600,000</b>

**CITY of CALABASAS  
CAPITAL IMPROVEMENT PROJECTS  
FISCAL YEARS 2024/25 thru 2028/29**

Location Map

<b>Project Number:</b>	<b>650354</b>
<b>Project Title:</b>	<b>CTSC KITCHEN APPLIANCES</b>
<b>Department:</b>	<b>COMMUNITY SERVICES</b>
<b>Project Description:</b>	Upgrade kitchen appliances: 2 Stoves, Oven, Fryer, Refrigerator, Hood, Dishwasher, Counter Fridge



Budget Unit	Account Description	Total Expenditures ESTIMATED as of 6/30/2024	2023/24 Estimated Carryover Amount	<b>ADDITIONAL FUNDING REQUEST</b>					Estimated TOTAL Project Cost
				2024/25 Appropriation	2025/26 Estimate	2026/27 Estimate	2027/28 Estimate	2028/29 Estimate	
50-521-6503-54	CTSC KITCHEN APPLIANCES		\$ 40,000	\$ 50,000					\$ 90,000
<b>Project TOTALS</b>			<b>\$ 40,000</b>	<b>\$ 50,000</b>					<b>\$ 90,000</b>

<b>Funding Sources:</b>									
TENNIS & SWIM CENTER OPERATION- Fund 50			\$ 40,000	\$ 50,000					\$ 90,000
<b>TOTALS:</b>			<b>\$ 40,000</b>	<b>\$ 50,000</b>					<b>\$ 90,000</b>



**CITY of CALABASAS  
CAPITAL IMPROVEMENT PROJECTS  
FISCAL YEARS 2024/25 thru 2028/29**

Location Map

<b>Project Number:</b>	<b>650369</b>
<b>Project Title:</b>	<b>CTSC FACILITY UPGRADES</b>
<b>Department:</b>	<b>COMMUNITY SERVICES</b>
<b>Project Description:</b>	Court resurfacing and equipment replacement.



Budget Unit	Account Description	Total Expenditures ESTIMATED as of 6/30/2024	2023/24 Estimated Carryover Amount	<b>ADDITIONAL FUNDING REQUEST</b>					Estimated TOTAL Project Cost
				2024/25 Appropriation	2025/26 Estimate	2026/27 Estimate	2027/28 Estimate	2028/29 Estimate	
50-521-6503-69	CTSC FACILITY UPGRADES	\$ 66,892	\$ 233,108	\$ 100,000					\$ 400,000
<b>Project TOTALS</b>		<b>\$ 66,892</b>	<b>\$ 233,108</b>	<b>\$ 100,000</b>					<b>\$ 400,000</b>
<b>Funding Sources:</b>									
TENNIS & SWIM CENTER OPERATION- Fund 50		\$ 66,892	\$ 233,108	\$ 100,000					\$ 400,000
<b>TOTALS:</b>		<b>\$ 66,892</b>	<b>\$ 233,108</b>	<b>\$ 100,000</b>					<b>\$ 400,000</b>

**CITY of CALABASAS  
CAPITAL IMPROVEMENT PROJECTS  
FISCAL YEARS 2024/25 thru 2028/29**

Location Map

<b>Project Number:</b>	<b>650350</b>
<b>Project Title:</b>	<b>CTSC ROOF REPAIR</b>
<b>Department:</b>	<b>COMMUNITY SERVICES</b>
<b>Project Description:</b>	Repair CTSC roof.

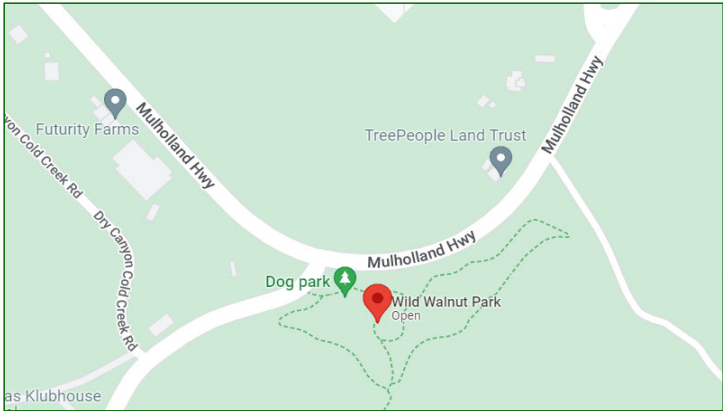


Budget Unit	Account Description	Total Expenditures ESTIMATED as of 6/30/2024	2023/24 Estimated Carryover Amount	<b><u>ADDITIONAL FUNDING REQUEST</u></b>					Estimated TOTAL Project Cost
				2024/25 Appropriation	2025/26 Estimate	2026/27 Estimate	2027/28 Estimate	2028/29 Estimate	
50-521-6503-50	CTSC ROOF REPAIR		\$ 1,500,000						\$ 1,500,000
<b>Project TOTALS</b>			<b>\$ 1,500,000</b>						<b>\$ 1,500,000</b>
<b>Funding Sources:</b>									
TENNIS & SWIM CENTER OPERATION- Fund 50			\$ 1,500,000						\$ 1,500,000
<b>TOTALS:</b>			<b>\$ 1,500,000</b>						<b>\$ 1,500,000</b>

**CITY of CALABASAS  
CAPITAL IMPROVEMENT PROJECTS  
FISCAL YEARS 2024/25 thru 2028/29**

<b>Project Number:</b> 650355
<b>Project Title:</b> WILD WALNUT PARK IMPROVEMENT
<b>Department:</b> COMMUNITY SERVICES
<b>Project Description:</b> Phase 1 - Parking lot Phase 2 - Permanent Dog Park Phase 3 - Play Structures, Fitness Equipment, Restrooms

Location Map



Budget Unit	Account Description	Total Expenditures ESTIMATED as of 6/30/2024	2023/24 Estimated Carryover Amount	ADDITIONAL FUNDING REQUEST					Estimated TOTAL Project Cost
				2024/25 Appropriation	2025/26 Estimate	2026/27 Estimate	2027/28 Estimate	2028/29 Estimate	
13-519-6503-55	WILD WALNUT PARK IMPROVEMENT	\$ 16,940	\$ 281,060						\$ 298,000
45-519-6503-55	WILD WALNUT PARK IMPROVEMENT	\$ 10,000	\$ 790,000						\$ 800,000
<b>Project TOTALS</b>		<b>\$ 26,940</b>	<b>\$ 1,071,060</b>						<b>\$ 1,098,000</b>

Funding Sources:									
PARK & RECREATION IMPROVEMENT - FUND 13		\$ 16,940	\$ 281,060						\$ 298,000
American Rescue Plan Act - FUND 45		\$ 10,000	\$ 790,000						\$ 800,000
<b>TOTALS:</b>		<b>\$ 26,940</b>	<b>\$ 1,071,060</b>						<b>\$ 1,098,000</b>

**CITY of CALABASAS  
CAPITAL IMPROVEMENT PROJECTS  
FISCAL YEARS 2024/25 thru 2028/29**

Location Map

<b>Project Number:</b>	<b>650356</b>
<b>Project Title:</b>	<b>GAME COURTS</b>
<b>Department:</b>	<b>COMMUNITY SERVICES</b>
<b>Project Description:</b>	<b>RESURFACING GAME COURTS</b>
Resurface game courts: Creekside Park (517) - Resurface the Basketball court in 28/29 Grape Arbor Park (514) 2 new adjustable basketball systems and court resurfacing 24/25 Gates Canyon Park (514) court resurfacing 24/25	

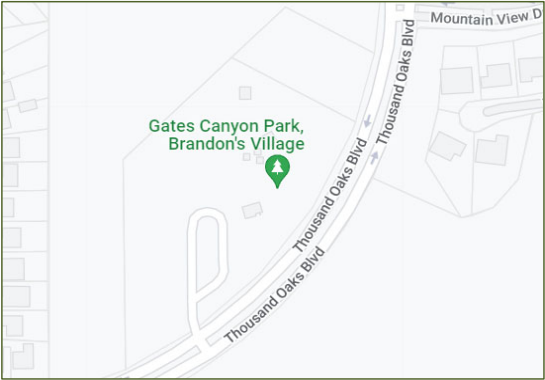


Budget Unit	Account Description	Total Expenditures ESTIMATED as of 6/30/2024	2023/24 Estimated Carryover Amount	ADDITIONAL FUNDING REQUEST					Estimated TOTAL Project Cost
				2024/25 Appropriation	2025/26 Estimate	2026/27 Estimate	2027/28 Estimate	2028/29 Estimate	
45-517-6503-56	GAME COURTS - CREEKSIDE							\$ 25,000	\$ 25,000
45-514-6503-56	GAME COURTS - GRAPE ARBOR			\$ 45,000					\$ 45,000
45-514-6503-56	GAME COURTS - GATES CANYON			\$ 45,000					\$ 45,000
<b>Project TOTALS</b>				<b>\$ 90,000</b>				<b>\$ 25,000</b>	<b>\$ 115,000</b>

Funding Sources:									
American Rescue Plan Act - FUND 45				\$ 90,000				\$ 25,000	\$ 115,000
<b>TOTALS:</b>				<b>\$ 90,000</b>				<b>\$ 25,000</b>	<b>\$ 115,000</b>

**CITY of CALABASAS  
CAPITAL IMPROVEMENT PROJECTS  
FISCAL YEARS 2024/25 thru 2028/29**

Location Map

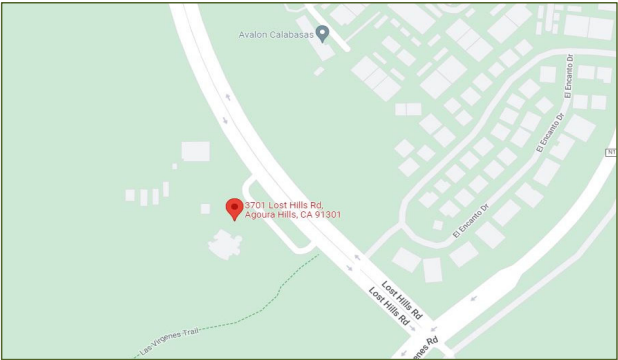


<b>Project Number:</b>	<b>650358</b>
<b>Project Title:</b>	<b>GATES CANYON UPDATES</b>
<b>Department:</b>	<b>COMMUNITY SERVICES</b>
<b>Project Description:</b>	Replace fencing along park and road (22/23), Replace broken park sign (22/23), Replace outdated and non-compliant fitness equipment (23/24).

Budget Unit	Account Description	Total Expenditures ESTIMATED as of 6/30/2024	2023/24 Estimated Carryover Amount	ADDITIONAL FUNDING REQUEST					Estimated TOTAL Project Cost
				2024/25 Appropriation	2025/26 Estimate	2026/27 Estimate	2027/28 Estimate	2028/29 Estimate	
45-519-6503-58	GATES CANYON UPDATES	\$ 50,000	\$ 100,000						\$ 150,000
<b>Project TOTALS</b>		<b>\$ 50,000</b>	<b>\$ 100,000</b>						<b>\$ 150,000</b>
<b>Funding Sources:</b>									
American Rescue Plan Act - FUND 45		\$ 50,000	\$ 100,000						\$ 150,000
<b>TOTALS:</b>		<b>\$ 50,000</b>	<b>\$ 100,000</b>						<b>\$ 150,000</b>

**CITY of CALABASAS  
CAPITAL IMPROVEMENT PROJECTS  
FISCAL YEARS 2024/25 thru 2028/29**

Location Map



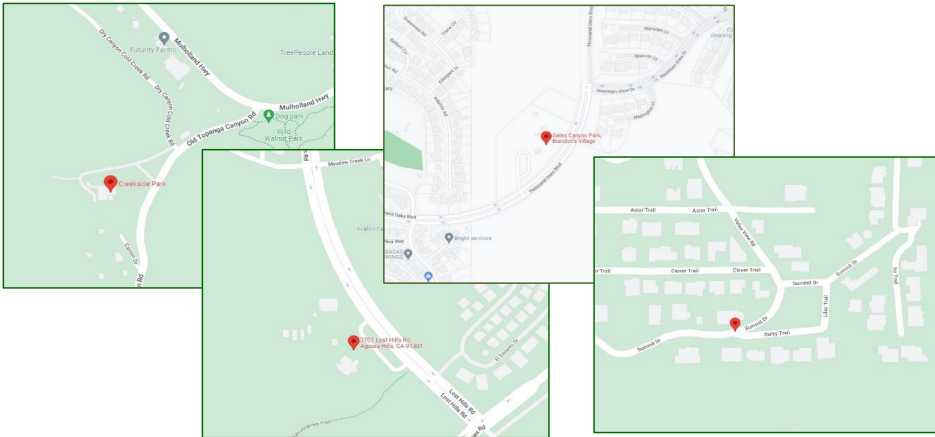
<b>Project Number:</b>	<b>650376</b>
<b>Project Title:</b>	<b>DE ANZA PARK WATER FEATURE</b>
<b>Department:</b>	<b>COMMUNITY SERVICES</b>
<b>Project Description:</b>	Replace water feature constructed in 1996 with modern play elements, safer flooring, and updated filter system.

Budget Unit	Account Description	Total Expenditures ESTIMATED as of 6/30/2024	2023/24 Estimated Carryover Amount	ADDITIONAL FUNDING REQUEST					Estimated TOTAL Project Cost
				2024/25 Appropriation	2025/26 Estimate	2026/27 Estimate	2027/28 Estimate	2028/29 Estimate	
45-513-6503-76	DE ANZA PARK WATER FEATURE								
13-513-6503-76	DE ANZA PARK WATER FEATURE			\$ 125,000					\$ 125,000
<b>Project TOTALS</b>				<b>\$ 125,000</b>					<b>\$ 125,000</b>

Funding Sources:									
American Rescue Plan Act - FUND 45									
PARK & RECREATION IMPROVEMENT- Fund 13				\$ 125,000					\$ 125,000
<b>TOTALS:</b>				<b>\$ 125,000</b>					<b>\$ 125,000</b>

**CITY of CALABASAS  
CAPITAL IMPROVEMENT PROJECTS  
FISCAL YEARS 2024/25 thru 2028/29**

Location Map



<b>Project Number:</b>	<b>650359</b>
<b>Project Title:</b>	<b>PLAYGROUND UPDATES &amp; REPLACEMENT</b>
<b>Department:</b>	<b>COMMUNITY SERVICES</b>
<b>Project Description:</b>	
<p>Gates Canyon Park (514) Replace play structures, pour in play surfacing, and shade sails .                  DeAnza Park (513) Replace 2-5 play structure on east side of property, pour-in-play surface (22/23). Replace 5-12 play structure, pour in play surface on east side of property plus swing set, pour-in-play surface on south side (23/24). Freedom Park (514) Replace play structure and include pour and play (22/23). Creekside Park (517) Replace large play structure, shade structure, and wood fiber with pour and play surface (24/25). Highlands (514) Replace play structure and wood fiber surface with pour in play surface (25/26).</p>	

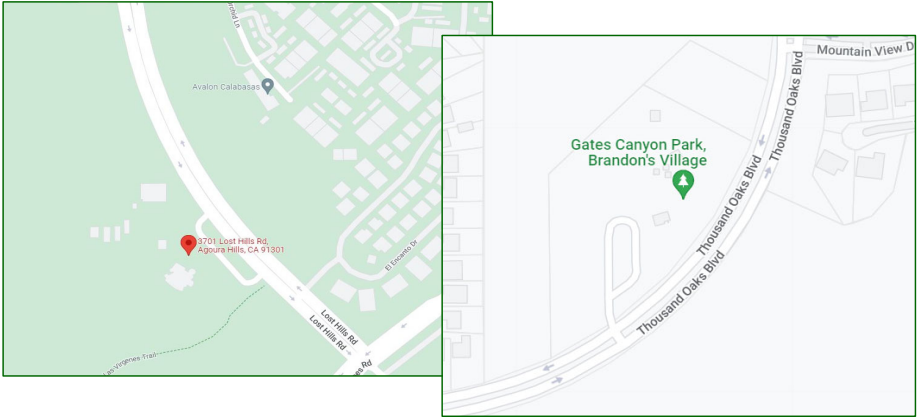
Budget Unit	Account Description	Total Expenditures ESTIMATED as of 6/30/2024	2023/24 Estimated Carryover Amount	ADDITIONAL FUNDING REQUEST					Estimated TOTAL Project Cost
				2024/25 Appropriation	2025/26 Estimate	2026/27 Estimate	2027/28 Estimate	2028/29 Estimate	
45-519-6503-59	GATES CANYON PLAYGROUND	\$ 200,000	\$ 600,000						\$ 800,000
45-513-6503-60	DE ANZA PLAYGROUND	\$ 10,000	\$ 250,000						\$ 260,000
45-517-6503-74	CREEKSIDE PARK	\$ 50,000	\$ 125,000						\$ 175,000
45-514-6503-75	FREEDOM PARK								
45-519-6503-61	HIGHLANDS PLAYGROUND	\$ 50,000	\$ 100,000						\$ 150,000
<b>Project TOTALS</b>		<b>\$ 310,000</b>	<b>\$ 1,075,000</b>						<b>\$ 1,385,000</b>

Funding Sources:										
American Rescue Plan Act - FUND 45		\$ 310,000	\$ 1,165,000							\$ 1,475,000
<b>TOTALS:</b>		<b>\$ 310,000</b>	<b>\$ 1,165,000</b>							<b>\$ 1,475,000</b>

**CITY of CALABASAS  
CAPITAL IMPROVEMENT PROJECTS  
FISCAL YEARS 2024/25 thru 2028/29**

Location Map

<b>Project Number:</b>	<b>650362</b>
<b>Project Title:</b>	<b>PICNIC SHELTER REPLACEMENT</b>
<b>Department:</b>	<b>COMMUNITY SERVICES</b>
<b>Project Description:</b>	Gates Canyon Park (514) replace concrete picnic tables (x12), replace picnic shelters at DeAnza.



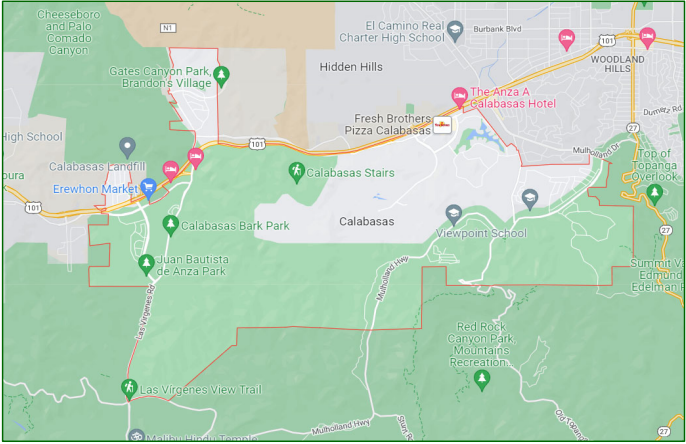
Budget Unit	Account Description	Total Expenditures ESTIMATED as of 6/30/2024	2023/24 Estimated Carryover Amount	<b>ADDITIONAL FUNDING REQUEST</b>					Estimated TOTAL Project Cost
				2024/25 Appropriation	2025/26 Estimate	2026/27 Estimate	2027/28 Estimate	2028/29 Estimate	
45-519-6503-62	PICNIC SHELTER REPLACEMENT	\$ 50,000	\$ 75,000						\$ 125,000
45-513-6503-62	PICNIC SHELTER REPLACEMENT			\$ 100,000					\$ 100,000
<b>Project TOTALS</b>		<b>\$ 50,000</b>	<b>\$ 75,000</b>	<b>\$ 100,000</b>					<b>\$ 225,000</b>

<b>Funding Sources:</b>									
American Rescue Plan Act- Fund 45		\$ 50,000	\$ 75,000	\$ 100,000					\$ 225,000
<b>TOTALS:</b>		<b>\$ 50,000</b>	<b>\$ 75,000</b>	<b>\$ 100,000</b>					<b>\$ 225,000</b>



**CITY of CALABASAS  
CAPITAL IMPROVEMENT PROJECTS  
FISCAL YEARS 2022/23 thru 2026/27**

<b>Project Number:</b>	<b>650371</b>
<b>Project Title:</b>	<b>PARK LIGHTING UPGRADES</b>
<b>Department:</b>	<b>COMMUNITY SERVICES</b>
<b>Project Description:</b>	Upgrade of lighting to LED and adding lighting to parks where necessary.



Budget Unit	Account Description	Total Expenditures ESTIMATED as of 6/30/2024	2023/24 Estimated Carryover Amount	<b>ADDITIONAL FUNDING REQUEST</b>					Estimated TOTAL Project Cost
				2024/25 Appropriation	2025/26 Estimate	2026/27 Estimate	2027/28 Estimate	2028/29 Estimate	
45-514-6503-71	PARK LIGHTING UPGRADES		\$ 100,000	\$ 100,000	\$ 100,000				\$ 300,000
<b>Project TOTALS</b>			<b>\$ 100,000</b>	<b>\$ 100,000</b>	<b>\$ 100,000</b>				<b>\$ 300,000</b>

<b>Funding Sources:</b>									
American Rescue Plan Act- Fund 45			\$ 100,000	\$ 100,000	\$ 100,000				\$ 300,000
<b>TOTALS:</b>			<b>\$ 100,000</b>	<b>\$ 100,000</b>	<b>\$ 100,000</b>				<b>\$ 300,000</b>

**CITY of CALABASAS  
CAPITAL IMPROVEMENT PROJECTS  
FISCAL YEARS 2022/23 thru 2026/27**

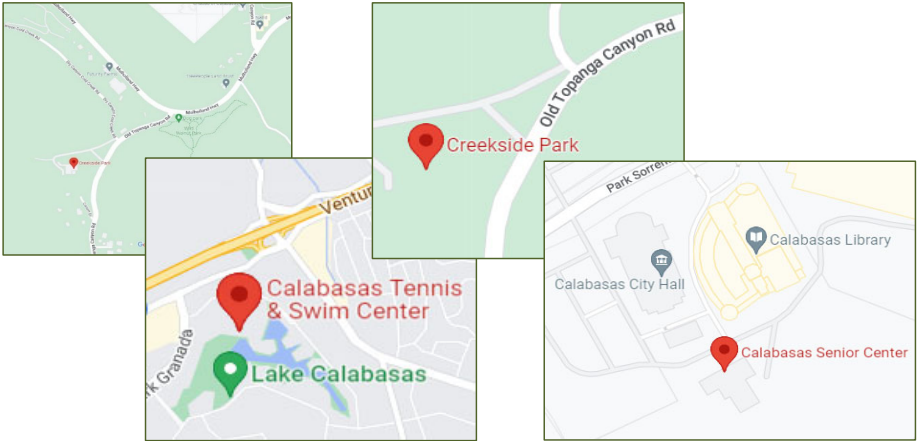
Location Map

<b>Project Number:</b>	<b>650382</b>
<b>Project Title:</b>	<b>TEEN PROGRAM STUDY</b>
<b>Department:</b>	<b>COMMUNITY SERVICES</b>
<b>Project Description:</b>	
Enlist the services of a consulting firm to perform a study of teen programs offered in the City and make recommendations to update, improve, and add teen programming.	

Budget Unit	Account Description	Total Expenditures ESTIMATED as of 6/30/2024	2023/24 Estimated Carryover Amount	ADDITIONAL FUNDING REQUEST					Estimated TOTAL Project Cost
				2024/25 Appropriation	2025/26 Estimate	2026/27 Estimate	2027/28 Estimate	2028/29 Estimate	
10- 511-6503-82	TEEN PROGRAM STUDY	\$ 76,690	\$ 23,310						\$ 100,000
<b>Project TOTALS</b>		<b>\$ 76,690</b>	<b>\$ 23,310</b>						<b>\$ 100,000</b>
<b>Funding Sources:</b>									
GENERAL FUND - FUND 10		\$ 76,690	\$ 23,310						\$ 100,000
<b>TOTALS:</b>		<b>\$ 76,690</b>	<b>\$ 23,310</b>						<b>\$ 100,000</b>

**CITY of CALABASAS  
CAPITAL IMPROVEMENT PROJECTS  
FISCAL YEARS 2024/25 thru 2028/29**

Location Map



<b>Project Number:</b>	<b>650363</b>
<b>Project Title:</b>	<b>HVAC REPLACEMENT</b>
<b>Department:</b>	<b>COMMUNITY SERVICES</b>
<b>Project Description:</b>	HVAC Unit replacement or repair at: DeAnza Park (513) Tennis and Swim Center (521) Creekside (517) and Senior Center (518) Center (525) - (11 Total Units) other facility has 3 - 5 units.
	Community Each

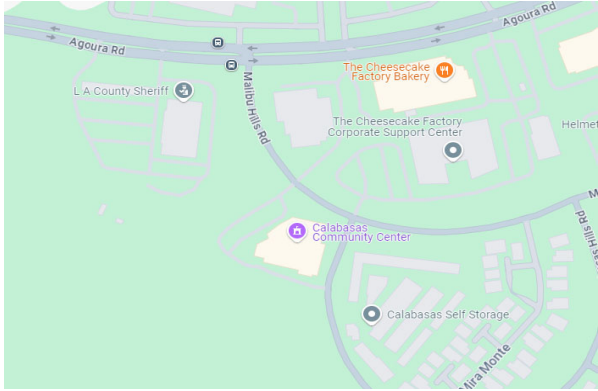
Budget Unit	Account Description	Total Expenditures ESTIMATED as of 6/30/2024	2023/24 Estimated Carryover Amount	ADDITIONAL FUNDING REQUEST					Estimated TOTAL Project Cost
				2024/25 Appropriation	2025/26 Estimate	2026/27 Estimate	2027/28 Estimate	2028/29 Estimate	
70-513-6503-63	HVAC REPLACEMENT		\$ 40,000						\$ 40,000
50-521-6503-63	HVAC REPLACEMENT			\$ 150,000					\$ 150,000
70-517-6503-63	HVAC REPLACEMENT					\$ 40,000			\$ 40,000
70-518-6503-63	HVAC REPLACEMENT					\$ 40,000			\$ 40,000
70-525-6500-00	HVAC REPLACEMENT			\$ 150,000	\$ 150,000				\$ 300,000
<b>Project TOTALS</b>			<b>\$ 40,000</b>	<b>\$ 300,000</b>	<b>\$ 150,000</b>	<b>\$ 80,000</b>			<b>\$ 570,000</b>

Funding Sources:										
TENNIS & SWIM CENTER OPERATION - FUND 50				\$ 150,000						\$ 150,000
DEFERRED MAINTENANCE- Fund 70		\$ 40,000	\$ 150,000	\$ 150,000	\$ 80,000					\$ 420,000
<b>TOTALS:</b>		<b>\$ 40,000</b>	<b>\$ 300,000</b>	<b>\$ 150,000</b>	<b>\$ 80,000</b>					<b>\$ 570,000</b>

**CITY of CALABASAS  
CAPITAL IMPROVEMENT PROJECTS  
FISCAL YEARS 2024/25 thru 2028/29**

Location Map

<b>Project Number:</b>	<b>650000</b>
<b>Project Title:</b>	<b>Calabasas Community Center Rock Wall</b>
<b>Department:</b>	<b>Community Services</b>
<b>Project Description:</b>	Renovate rockwall room to update obsolete equipment, add additional safety measures, and replace rain damaged flooring and walls.

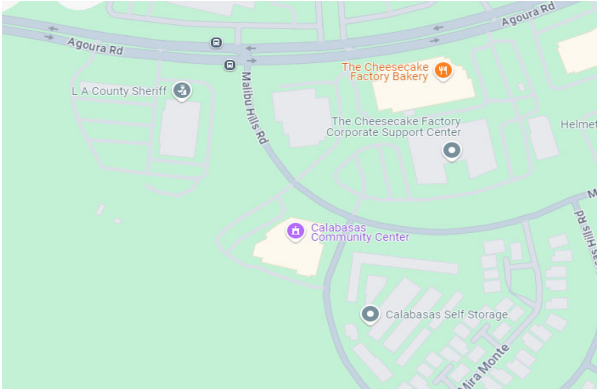


Budget Unit	Account Description	Total Expenditures ESTIMATED as of 6/30/2024	2023/24 Estimated Carryover Amount	ADDITIONAL FUNDING REQUEST					Estimated TOTAL Project Cost
				2024/25 Appropriation	2025/26 Estimate	2026/27 Estimate	2027/28 Estimate	2028/29 Estimate	
55-525-6500-00	Calabasas Community Center Rock			\$ 150,000					
<b>Project TOTALS</b>				<b>\$ 150,000</b>					<b>\$ 150,000</b>
<b>Funding Sources:</b>									
TENNIS & SWIM CENTER OPERATION - FUND 55				\$ 150,000					\$ 150,000
<b>TOTALS:</b>				<b>\$ 150,000</b>					<b>\$ 150,000</b>

**CITY of CALABASAS  
CAPITAL IMPROVEMENT PROJECTS  
FISCAL YEARS 2024/25 thru 2028/29**

Location Map

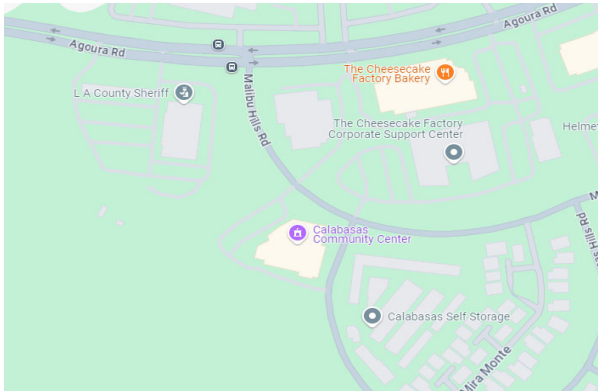
<b>Project Number:</b>	<b>650001</b>
<b>Project Title:</b>	<b>Calabasas Community Center Weight Room Updates</b>
<b>Department:</b>	<b>Community Services</b>
<b>Project Description:</b>	CCC Weight Room: Replace aging spin bikes, elliptical machines, upright bikes, treadmills and other fitness equipment. 50K per year



Budget Unit	Account Description	Total Expenditures ESTIMATED as of 6/30/2024	2023/24 Estimated Carryover Amount	ADDITIONAL FUNDING REQUEST					Estimated TOTAL Project Cost
				2024/25 Appropriation	2025/26 Estimate	2026/27 Estimate	2027/28 Estimate	2028/29 Estimate	
55-525-6500-01	Calabasas Community Center Weig			\$ 50,000	\$ 50,000	\$ 50,000	\$ 50,000	\$ 50,000	\$ 250,000
<b>Project TOTALS</b>				<b>\$ 50,000</b>	<b>\$ 50,000</b>	<b>\$ 50,000</b>	<b>\$ 50,000</b>	<b>\$ 50,000</b>	<b>\$ 250,000</b>
<b>Funding Sources:</b>									
TENNIS & SWIM CENTER OPERATION - FUND 55				\$ 50,000	\$ 50,000	\$ 50,000	\$ 50,000	\$ 50,000	\$ 250,000
<b>TOTALS:</b>				<b>\$ 50,000</b>	<b>\$ 50,000</b>	<b>\$ 50,000</b>	<b>\$ 50,000</b>	<b>\$ 50,000</b>	<b>\$ 250,000</b>

**CITY of CALABASAS  
CAPITAL IMPROVEMENT PROJECTS  
FISCAL YEARS 2024/25 thru 2028/29**

Location Map

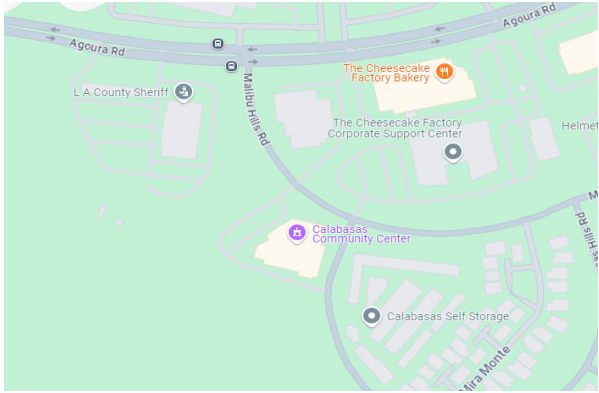


<b>Project Number:</b>	<b>650002</b>
<b>Project Title:</b>	<b>Calabasas Community kitchen/restroom updates</b>
<b>Department:</b>	<b>Community Services</b>
<b>Project Description:</b>	Kitchen: Update appliances. Replace wall tiles with RFP, replace floor tiles, add drain covers add electrical lines along west wall. Split kitchen area into two distinct rooms and convert east kitchen to custodial/maintenance workshop and storage space. Restrooms & Locker Rooms: Replace vanities, mirrors, toilets, flooring and bathroom stalls. Replace showers and add doors to create separate showers.

Budget Unit	Account Description	Total Expenditures ESTIMATED as of 6/30/2024	2023/24 Estimated Carryover Amount	ADDITIONAL FUNDING REQUEST					Estimated TOTAL Project Cost
				2024/25 Appropriation	2025/26 Estimate	2026/27 Estimate	2027/28 Estimate	2028/29 Estimate	
55-525-6500-02	Calabasas Community kitchen/restro			\$ 650,000					\$ 650,000
<b>Project TOTALS</b>				<b>\$ 650,000</b>					<b>\$ 650,000</b>
<b>Funding Sources:</b>									
TENNIS & SWIM CENTER OPERATION - FUND 55				\$ 650,000					\$ 650,000
<b>TOTALS:</b>				<b>\$ 650,000</b>					<b>\$ 650,000</b>

**CITY of CALABASAS  
CAPITAL IMPROVEMENT PROJECTS  
FISCAL YEARS 2024/25 thru 2028/29**

Location Map



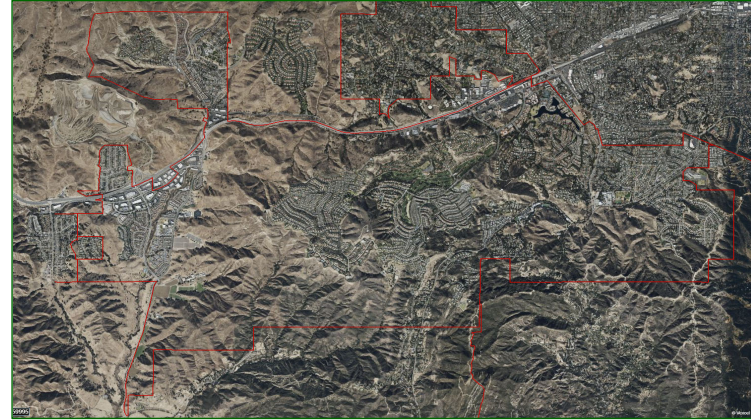
<b>Project Number:</b>	<b>650003</b>
<b>Project Title:</b>	<b>Calabasas Community Center Ceiling Repairs &amp; Updates</b>
<b>Department:</b>	<b>Community Services</b>
<b>Project Description:</b>	Replace popcorn / discolored ceiling tile throughout hallways and office. Add acoustic panels and ceiling covers to Fitness Studio and Manzanita Room to correct sound distortion with classes and programs.

Budget Unit	Account Description	Total Expenditures ESTIMATED as of 6/30/2024	2023/24 Estimated Carryover Amount	ADDITIONAL FUNDING REQUEST					Estimated TOTAL Project Cost
				2024/25 Appropriation	2025/26 Estimate	2026/27 Estimate	2027/28 Estimate	2028/29 Estimate	
55-525-6500-03	Calabasas Community Center Ceilir			\$ 65,000					\$ 65,000
<b>Project TOTALS</b>				<b>\$ 65,000</b>					<b>\$ 65,000</b>
<b>Funding Sources:</b>									
TENNIS & SWIM CENTER OPERATION - FUND 55				\$ 65,000					\$ 65,000
<b>TOTALS:</b>				<b>\$ 65,000</b>					<b>\$ 65,000</b>

**CITY of CALABASAS  
CAPITAL IMPROVEMENT PROJECTS  
FISCAL YEARS 2024/25 thru 2028/29**

Location Map

<b>Project Number:</b>	<b>650335</b>
<b>Project Title:</b>	<b>CITYWIDE GUARDRAILS</b>
<b>Department:</b>	<b>ENGINEERING &amp; PUBLIC WORKS</b>
<b>Project Description:</b>	
Replacement of damaged/deteriorated guardrails citywide; work may also include repair of city-owned fences and gates.	



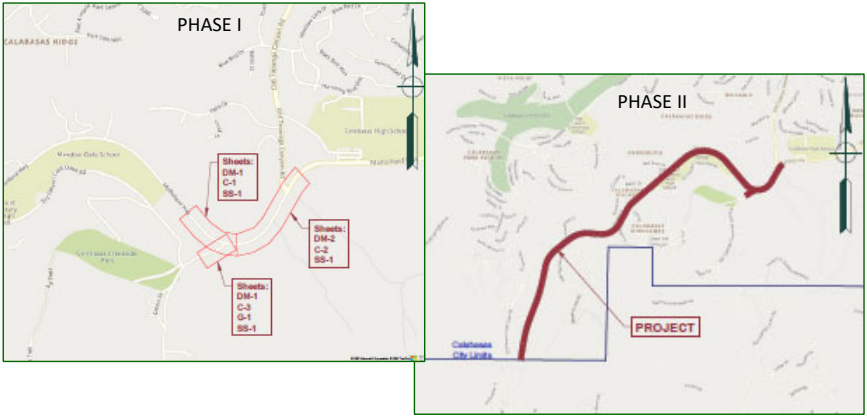
Budget Unit	Account Description	Total Expenditures ESTIMATED as of 6/30/2024	2023/24 Estimated Carryover Amount	ADDITIONAL FUNDING REQUEST					Estimated TOTAL Project Cost
				2024/25 Appropriation	2025/26 Estimate	2026/27 Estimate	2027/28 Estimate	2028/29 Estimate	
40-339-6503-35	CITYWIDE GUARDRAILS		\$ 50,000	\$ 50,000	\$ 50,000	\$ 50,000	\$ 50,000		\$ 250,000
<b>Project TOTALS</b>			<b>\$ 50,000</b>	<b>\$ 50,000</b>	<b>\$ 50,000</b>	<b>\$ 50,000</b>	<b>\$ 50,000</b>		<b>\$ 250,000</b>
<b>Funding Sources:</b>									
	MEASURE M - MTA LOCAL RETURN- Fund 47		\$ 25,000	\$ 25,000	\$ 25,000	\$ 25,000	\$ 25,000		\$ 125,000
	MEASURE R - MTA LOCAL RETURN- Fund 34		\$ 25,000	\$ 25,000	\$ 25,000	\$ 25,000	\$ 25,000		\$ 125,000
<b>TOTALS:</b>			<b>\$ 50,000</b>	<b>\$ 50,000</b>	<b>\$ 50,000</b>	<b>\$ 50,000</b>	<b>\$ 50,000</b>		<b>\$ 250,000</b>



**CITY OF CALABASAS  
CAPITAL IMPROVEMENT PROJECTS  
FISCAL YEARS 2024/25 thru 2028/29**

Location Map

<b>Project Number:</b> 650342
<b>Project Title:</b> MULHOLLAND HWY CORRIDOR STUDY/ MULHOLLAND HWY IMPROVEMENTS
<b>Department:</b> ENGINEERING & PUBLIC WORKS
<b>Project Description:</b> The project is located within the City's southwestern half and is approximately 2.7 miles long encompassing multiple residential communities; Viewpoint School, and Wild Walnut Park with Calabasas High School located just northeast of the project. The improvements for the project are to provide spot shoulder widening and walkway where it is feasible. Another improvement is to install a new traffic signal at Mulholland Hwy and Old Topanga Canyon Road (W). Shoulder improvements will improve bike safety along this route by reducing frictions between vehicular traffic and bicyclists by providing wider road cross-section and wider shoulder to be utilized by bicyclists thus eliminating their encroachment into a travel lane. Improving sight distance with cutbacks and a minor modification to the bends in the road would improve safety. Constructing retaining walls adjacent to unstable slopes would eliminate the roadway being closed due to mudslides and/or debris flow during a rainstorm or earthquake. In addition, new culverts will be constructed to replace existing culverts that are capable to handle 50-year storms.



Budget Unit	Account Description	Total Expenditures ESTIMATED as of 6/30/2024	2023/24 Estimated Carryover Amount	ADDITIONAL FUNDING REQUEST					Estimated TOTAL Project Cost
				2024/25 Appropriation	2025/26 Estimate	2026/27 Estimate	2027/28 Estimate	2028/29 Estimate	
40-339-6503-42	MEASURE M - TRAFFIC TRAFFIC IMPROVEMENT	\$ 6,374,805	\$ 2,975,154						\$ 9,349,959
40-339-6503-42	MEASURE R - MULTIMODAL HWY SUBREGIONAL PROGRAM				\$ 2,888,000				\$ 2,888,000
<b>Project TOTALS</b>		<b>\$ 6,374,805</b>	<b>\$ 2,975,154</b>		<b>\$ 2,888,000</b>				<b>\$ 12,237,959</b>
<b>Funding Sources:</b>									
	MEASURE M -TRAFFIC IMPROVEMENT- Fund 49	\$ 6,374,805	\$ 2,975,154						\$ 9,349,959
	MEASURE R - MULTIMODAL HWY SUBREGIONAL PROGRAM				\$ 2,888,000				\$ 2,888,000
<b>TOTALS:</b>		<b>\$ 6,374,805</b>	<b>\$ 2,975,154</b>		<b>\$ 2,888,000</b>				<b>\$ 12,237,959</b>

**CITY of CALABASAS  
CAPITAL IMPROVEMENT PROJECTS  
FISCAL YEARS 2024/25 thru 2028/29**

Location Map

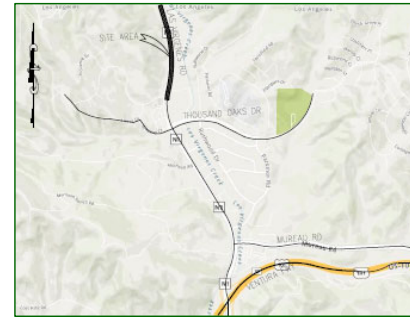


<b>Project Number:</b> 65000
<b>Project Title:</b> LAS VIRGENES CREEK RESTORATION PH III
<b>Department:</b> ENGINEERING & PUBLIC WORKS
<b>Project Description:</b> PREPARATION OF RFP FOR DESING AND ENVIRONMENTAL STUDY FOR LAS VIRGENES CREEK RESTORATION AND CONSTRUTION OF A TRAIL

Budget Unit	Account Description	Total Expenditures ESTIMATED as of 6/30/2024	2023/24 Estimated Carryover Amount	ADDITIONAL FUNDING REQUEST					Estimated TOTAL Project Cost
				2024/25 Appropriation	2025/26 Estimate	2026/27 Estimate	2027/28 Estimate	2028/29 Estimate	
36-319-6500-00	LAS VIRGENES CREEK RESTORATION			\$ 1,300,000					\$ 1,300,000
<b>Project TOTALS</b>				<b>\$ 1,300,000</b>					<b>\$ 1,300,000</b>
<b>Funding Sources:</b>									
LA COUNTY PROPOSITION 1 ROUND 2 IRWM				\$ 1,300,000					\$ 1,300,000
<b>TOTALS:</b>				<b>\$ 1,300,000</b>					<b>\$ 1,300,000</b>

**CITY of CALABASAS  
CAPITAL IMPROVEMENT PROJECTS  
FISCAL YEARS 2024/25 thru 2028/29**

Location Map



<b>Project Number:</b>	<b>650337</b>
<b>Project Title:</b>	<b>GREEN STREET PROJECT</b>
<b>Department:</b>	<b>ENGINEERING &amp; PUBLIC WORKS</b>
<b>Project Description:</b>	
<p>The Citywide Green Street project will construct a 6ft wide vegetated swale that is approximately 2,100ft long on the shoulder located on the West side of the Las Virgenes road. The swale will serve as a pretreatment BMP that will capture and treat surface flows from the street. The swale will slow down flow velocities and allow for gradual infiltration through the soil media. The overflow of treated flows will be discharged into the detention basin by Mont Calabasas Rd. The city will also be incorporating a multipurpose trail that will begin by Mont Calabasas Rd and end at the connection for the Las Virgenes trail on the Northern end of the street. Having the trail will provide a safe path for pedestrians. Since the area is currently unpaved, the City will add permeable pavement for parallel and double row parking areas. This would provide approximately 100 parking spots for the nearby residents.</p>	

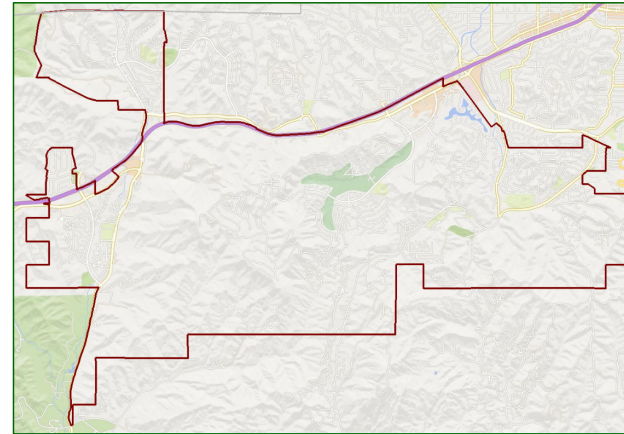
Budget Unit	Account Description	Total Expenditures ESTIMATED as of 6/30/2024	2023/24 Estimated Carryover Amount	ADDITIONAL FUNDING REQUEST					Estimated TOTAL Project Cost
				2024/25 Appropriation	2025/26 Estimate	2026/27 Estimate	2027/28 Estimate	2028/29 Estimate	
36-319-6503-37	GREEN STREET PROJECT	\$ 1,024,106	\$ 1,510,306						\$ 2,534,412
49-319-6503-37	GREEN STREET PROJECT	\$ 1,236,060	\$ 2,444,496						\$ 3,680,556
<b>Project TOTALS</b>		<b>\$ 2,260,166</b>	<b>\$ 3,954,802</b>						<b>\$ 6,214,968</b>

Funding Sources:									
GRANTS - FUND 36		\$ 1,024,106	\$ 536,336						\$ 1,560,442
MEASURE M -TRAFFIC IMPROVEMENT- Fund 49		\$ 1,236,060	\$ 2,470,526						\$ 3,706,586
AB 939- Fund 14			\$ 473,970						\$ 473,970
MEASURE W			\$ 473,970						\$ 473,970
<b>TOTALS:</b>		<b>\$ 2,260,166</b>	<b>\$ 3,954,802</b>						<b>\$ 6,214,968</b>

**CITY of CALABASAS  
CAPITAL IMPROVEMENT PROJECTS  
FISCAL YEARS 2024/25 thru 2028/29**

Location Map

<b>Project Number:</b>	<b>650212</b>
<b>Project Title:</b>	<b>STREET - RUBBERIZED OVERLAY</b>
<b>Department:</b>	<b>ENGINEERING &amp; PUBLIC WORKS</b>
<b>Project Description:</b>	The 2023 STREET RESURFACING PROJECT to be constructed consists of resurfacing Park Granada, a section of Las Virgenes Rd, a section of Parkway Calabasas, and minor asphalt work in a few scattered locations within the City of Calabasas.

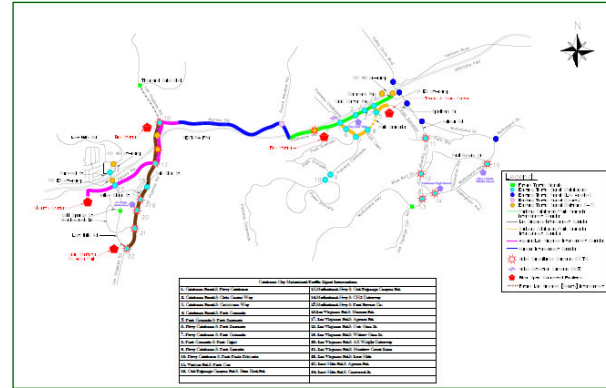


Budget Unit	Account Description	Total Expenditures ESTIMATED as of 6/30/2024	2023/24 Estimated Carryover Amount	ADDITIONAL FUNDING REQUEST					Estimated TOTAL Project Cost
				2024/25 Appropriation	2025/26 Estimate	2026/27 Estimate	2027/28 Estimate	2028/29 Estimate	
15-319-6502-12	STREET - RUBBERIZED OVERLAY	\$ 2,209,868		\$ 660,000	\$ 660,000	\$ 660,000	\$ 660,000	\$ 660,000	\$ 5,509,868
63-319-6502-12	STREET - RUBBERIZED OVERLAY	\$ 1,171,900		\$ 350,000	\$ 350,000	\$ 350,000	\$ 350,000	\$ 350,000	\$ 2,921,900
<b>Project TOTALS</b>		<b>\$ 3,381,768</b>		<b>\$ 1,010,000</b>	<b>\$ 1,010,000</b>	<b>\$ 1,010,000</b>	<b>\$ 1,010,000</b>	<b>\$ 1,010,000</b>	<b>\$ 8,431,768</b>
<b>Funding Sources:</b>									
GAS TAX - FUND 15			\$ 660,000	\$ 660,000	\$ 660,000	\$ 660,000	\$ 660,000	\$ 660,000	\$ 3,960,000
ROAD MAINT & REHAB (RMRA-SB1)- Fund 63			\$ 350,000	\$ 350,000	\$ 350,000	\$ 350,000	\$ 350,000	\$ 350,000	\$ 2,100,000
<b>TOTALS:</b>			<b>\$ 1,010,000</b>	<b>\$ 1,010,000</b>	<b>\$ 1,010,000</b>	<b>\$ 1,010,000</b>	<b>\$ 1,010,000</b>	<b>\$ 1,010,000</b>	<b>\$ 6,060,000</b>

**CITY of CALABASAS  
CAPITAL IMPROVEMENT PROJECTS  
FISCAL YEARS 2024/25 thru 2028/29**

Location Map

<b>Project Number:</b>	<b>650351</b>
<b>Project Title:</b>	<b>TRAFFIC MANAGEMENT CENTER</b>
<b>Department:</b>	<b>ENGINEERING &amp; PUBLIC WORKS</b>
<b>Project Description:</b>	
Calabasas Traffic Signal Upgrade and Synchronization Project - final design and construction for traffic signal, controller, video detection, and surveillance upgrades. Measure M Funding	

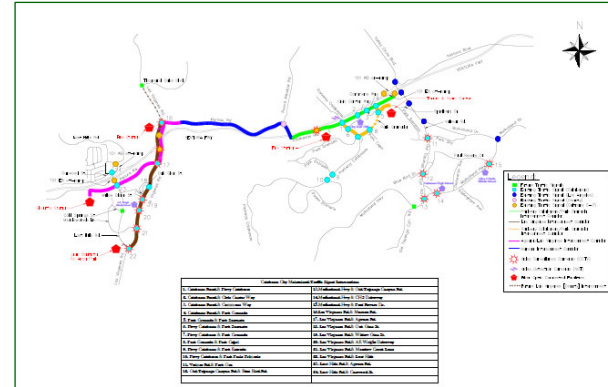


Budget Unit	Account Description	Total Expenditures ESTIMATED as of 6/30/2024	2023/24 Estimated Carryover Amount	ADDITIONAL FUNDING REQUEST					Estimated TOTAL Project Cost
				2024/25 Appropriation	2025/26 Estimate	2026/27 Estimate	2027/28 Estimate	2028/29 Estimate	
47-339-6503-51	TRAFFIC MANAGEMENT CENTER UPGRADE		\$ 150,000	\$ 150,000					\$ 300,000
<b>Project TOTALS</b>			<b>\$ 150,000</b>	<b>\$ 150,000</b>					<b>\$ 300,000</b>
<b>Funding Sources:</b>									
MEASURE M - MTA LOCAL RETURN- Fund 47			\$ 150,000	\$ 150,000					\$ 300,000
<b>TOTALS:</b>			<b>\$ 150,000</b>	<b>\$ 150,000</b>					<b>\$ 300,000</b>

**CITY of CALABASAS  
CAPITAL IMPROVEMENT PROJECTS  
FISCAL YEARS 2024/25 thru 2028/29**

Location Map

<b>Project Number:</b>	<b>650000</b>
<b>Project Title:</b>	<b>Traffic Mgmt Ctr upgrade - Measure R</b>
<b>Department:</b>	<b>ENGINEERING &amp; PUBLIC WORKS</b>
<b>Project Description:</b>	
Calabasas Traffic Signal Upgrade and Synchronization Project - final design and construction for traffic signal, controller, video detection, and surveillance upgrades. Measure R Funding	



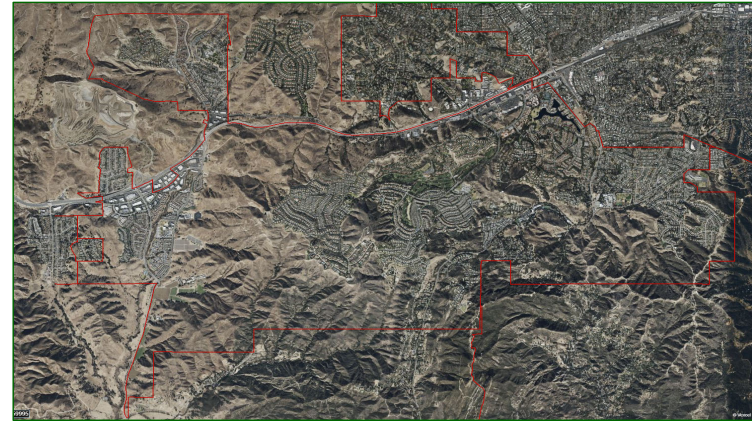
Budget Unit	Account Description	Total Expenditures ESTIMATED as of 6/30/2024	2023/24 Estimated Carryover Amount	ADDITIONAL FUNDING REQUEST					Estimated TOTAL Project Cost
				2024/25 Appropriation	2025/26 Estimate	2026/27 Estimate	2027/28 Estimate	2028/29 Estimate	
34-339-6500-00	TRAFFIC MANAGEMENT CENTER UPGRADE			\$ 400,000					\$ 400,000
<b>Project TOTALS</b>					\$ 400,000				\$ 400,000

Funding Sources:									
MEASURE R - MTA LOCAL RETURN- Fund 34				\$ 400,000					\$ 400,000
<b>TOTALS:</b>					\$ 400,000				\$ 400,000

**CITY of CALABASAS  
CAPITAL IMPROVEMENT PROJECTS  
FISCAL YEARS 2024/25 thru 2028/29**

Location Map

<b>Project Number:</b>	<b>650236</b>
<b>Project Title:</b>	<b>TREE PLANTING</b>
<b>Department:</b>	<b>ENGINEERING &amp; PUBLIC WORKS</b>
<b>Project Description:</b>	Replace dead, damaged and diseased trees throughout the City Right of Way

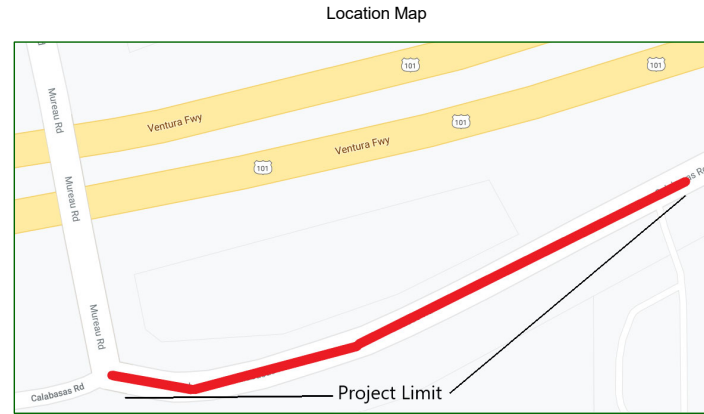


Budget Unit	Account Description	Total Expenditures ESTIMATED as of 6/30/2024	2023/24 Estimated Carryover Amount	ADDITIONAL FUNDING REQUEST					Estimated TOTAL Project Cost
				2024/25 Appropriation	2025/26 Estimate	2026/27 Estimate	2027/28 Estimate	2028/29 Estimate	
10-321-6502-36	TREE PLANTING		\$ 20,000	\$ 25,000	\$ 25,000	\$ 25,000	\$ 25,000		\$ 120,000
<b>Project TOTALS</b>			<b>\$ 20,000</b>	<b>\$ 25,000</b>	<b>\$ 25,000</b>	<b>\$ 25,000</b>	<b>\$ 25,000</b>		<b>\$ 120,000</b>

Funding Sources:									
GENERAL FUND - FUND 10			\$ 20,000	\$ 25,000	\$ 25,000	\$ 25,000	\$ 25,000		\$ 120,000
<b>TOTALS:</b>			<b>\$ 20,000</b>	<b>\$ 25,000</b>	<b>\$ 25,000</b>	<b>\$ 25,000</b>	<b>\$ 25,000</b>		<b>\$ 120,000</b>

**CITY of CALABASAS  
CAPITAL IMPROVEMENT PROJECTS  
FISCAL YEARS 2024/25 thru 2028/29**

<b>Project Number:</b>	<b>650347</b>
<b>Project Title:</b>	<b>CALABASAS ROAD IMPROVEMENT</b>
<b>Department:</b>	<b>ENGINEERING &amp; PUBLIC WORKS</b>
<b>Project Description:</b>	The intersection of Calabasas Road and Mureau Road will be widened for a proposed roundabout. The proposed project also includes widening Calabasas Road for approximately 610 feet easterly from the intersection. The proposed improvements would extend the sidewalk on the south side of the roadway between the Audi Dealership where it currently terminates to the intersection of Mureau Road, covering a distance of approximately 480 feet. A continuous sidewalk will connect the existing pedestrian facilities along Calabasas Road and on Mureau bridge to provide pedestrian access across the freeway and further to Hidden Hills.



Budget Unit	Account Description	Total Expenditures ESTIMATED as of 6/30/2024	2023/24 Estimated Carryover Amount	ADDITIONAL FUNDING REQUEST					Estimated TOTAL Project Cost	
				2024/25 Appropriation	2025/26 Estimate	2026/27 Estimate	2027/28 Estimate	2028/29 Estimate		
40-339-6503-47	MEASURE M - TRAFFIC IMPROVEMENTS	\$ 227,058	\$ 772,479	\$ 3,500,000						\$ 4,499,538
<b>Project TOTALS</b>		<b>\$ 227,058</b>	<b>\$ 772,479</b>	<b>\$ 3,500,000</b>						<b>\$ 4,499,538</b>

Funding Sources:										
MEASURE M -TRAFFIC IMPROVEMENT- Fund 49		\$ 227,058	\$ 772,479	\$ 3,500,000						\$ 4,499,538
<b>TOTALS:</b>		<b>\$ 227,058</b>	<b>\$ 772,479</b>	<b>\$ 3,500,000</b>						<b>\$ 4,499,538</b>



**CITY of CALABASAS  
CAPITAL IMPROVEMENT PROJECTS  
FISCAL YEARS 2024/25 thru 2028/29**

Location Map

<b>Project Number:</b>	<b>650365</b>
<b>Project Title:</b>	<b>CIVIC CENTER PLAZA FURNITURE</b>
<b>Department:</b>	<b>ENGINEERING &amp; PUBLIC WORKS</b>
<b>Project Description:</b>	
Replace damaged and worn out Civic Center outdoor furniture	

Budget Unit	Account Description	Total Expenditures ESTIMATED as of 6/30/2024	2023/24 Estimated Carryover Amount	ADDITIONAL FUNDING REQUEST					Estimated TOTAL Project Cost
				2024/25 Appropriation	2025/26 Estimate	2026/27 Estimate	2027/28 Estimate	2028/29 Estimate	
70-134-6503-65	CIVIC CENTER PLAZA FURNITURE		\$ 50,000						\$ 50,000
<b>Project TOTALS</b>			<b>\$ 50,000</b>						<b>\$ 50,000</b>
<b>Funding Sources:</b>									
	DEFERRED MAINTENANCE - FUND 70		\$ 50,000						\$ 50,000
<b>TOTALS:</b>			<b>\$ 50,000</b>						<b>\$ 50,000</b>

**CITY of CALABASAS  
CAPITAL IMPROVEMENT PROJECTS  
FISCAL YEARS 2024/25 thru 2028/29**

<b>Project Number:</b>	<b>650368</b>
<b>Project Title:</b>	<b>TURF LANDSCAPE REPLACEMENT</b>
<b>Department:</b>	<b>LANDSCAPE MAINTENANCE DISTRICT</b>
<b>Project Description:</b>	Transition of landscape to drought tolerant planting to conserve water.

Budget Unit	Account Description	Total Expenditures ESTIMATED as of 6/30/2024	2023/24 Estimated Carryover Amount	ADDITIONAL FUNDING REQUEST					Estimated TOTAL Project Cost
				2024/25 Appropriation	2025/26 Estimate	2026/27 Estimate	2027/28 Estimate	2028/29 Estimate	
21-326-6503-68	TURF LANDSCAPE REPLACEMENT		\$ 75,000						\$ 75,000
22-322-6503-68	TURF LANDSCAPE REPLACEMENT		\$ 61,500						\$ 61,500
24-323-6503-68	TURF LANDSCAPE REPLACEMENT		\$ 4,500						\$ 4,500
27-324-6503-68	TURF LANDSCAPE REPLACEMENT		\$ 7,500						\$ 7,500
32-325-6503-68	TURF LANDSCAPE REPLACEMENT		\$ 1,500						\$ 1,500
<b>Project TOTALS</b>			<b>\$ 150,000</b>						<b>\$ 150,000</b>
<b>Funding Sources:</b>									
LMD 22 - AD VALORUM - FUND 21			\$ 75,000						\$ 75,000
LLAD 22 - HOA- Fund 22			\$ 61,500						\$ 61,500
LLAD 24- Fund 24			\$ 4,500						\$ 4,500
LLAD 27- Fund 27			\$ 7,500						\$ 7,500
LLAD 32- Fund 32			\$ 1,500						\$ 1,500
<b>TOTALS:</b>			<b>\$ 150,000</b>						<b>\$ 150,000</b>

CITY of CALABASAS  
 CAPITAL IMPROVEMENT PROJECTS  
 FISCAL YEARS 2024/25 thru 2028/29

Location Map

<b>Project Number:</b> 650372
<b>Project Title:</b> CIVIC CENTER PAINT EXTERIOR BUILDINGS
<b>Department:</b> ENGINEERING & PUBLIC WORKS
<b>Project Description:</b> Exterior Paint of all three Civic Center buildings: City Hall, Library & Senior Center

Budget Unit	Account Description	Total Expenditures ESTIMATED as of 6/30/2024	2023/24 Estimated Carryover Amount	ADDITIONAL FUNDING REQUEST					Estimated TOTAL Project Cost
				2024/25 Appropriation	2025/26 Estimate	2026/27 Estimate	2027/28 Estimate	2028/29 Estimate	
70-134-6503-72	CIVIC CENTER PAINT EXTERIOR BUILDING						\$ 100,000		\$ 100,000
<b>Project TOTALS</b>							<b>\$ 100,000</b>		<b>\$ 100,000</b>
<b>Funding Sources:</b>									
DEFERRED MAINTENANCE - FUND 70							\$ 100,000		\$ 100,000
<b>TOTALS:</b>							<b>\$ 100,000</b>		<b>\$ 100,000</b>

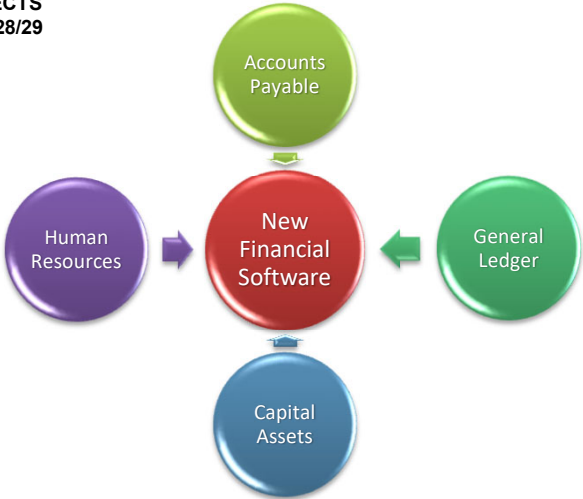
CITY of CALABASAS  
 CAPITAL IMPROVEMENT PROJECTS  
 FISCAL YEARS 2024/25 thru 2028/29

<b>Project Number:</b>	<b>650380</b>
<b>Project Title:</b>	<b>Vehicle Purchase</b>
<b>Department:</b>	<b>ENGINEERING &amp; PUBLIC WORKS</b>
<b>Project Description:</b>	
Purchase TWO Electric FORD F-150 Lightning Trucks	

Budget Unit	Account Description	Total Expenditures ESTIMATED as of 6/30/2024	2023/24 Estimated Carryover Amount	ADDITIONAL FUNDING REQUEST					Estimated TOTAL Project Cost
				2024/25 Appropriation	2025/26 Estimate	2026/27 Estimate	2027/28 Estimate	2028/29 Estimate	
12-331-6503-80	Vehicle Purchase	\$ 70,843	\$ 69,157						\$ 140,000
<b>Project TOTALS</b>		<b>\$ 70,843</b>	<b>\$ 69,157</b>						<b>\$ 140,000</b>
<b>Funding Sources:</b>									
SOUTH COAST AIR QLTY MGMT DIST - FUND 12		\$ 70,843	\$ 69,157						\$ 140,000
<b>TOTALS:</b>		<b>\$ 70,843</b>	<b>\$ 69,157</b>						<b>\$ 140,000</b>

**CITY of CALABASAS  
CAPITAL IMPROVEMENT PROJECTS  
FISCAL YEARS 2024/25 thru 2028/29**

<b>Project Number:</b>	<b>650348</b>
<b>Project Title:</b>	<b>NEW FINANCIAL SOFTWARE</b>
<b>Department:</b>	<b>Finance</b>
<b>Project Description:</b>	<p>NEW FINANCIAL SOFTWARE REPLASING FUNDBALANCE THAT IS IN USE FOR MORE THAN 20 YEARS. THE UPGRADE WILL INTEGRATE CORE FINANCIAL APPLICATIONS WITH HUMAN RESOURCES AND OTHER COMPONENTS FOR EFFICIENCY AND BETTER REPORTING. ESTIMATED IMPLEMENTATION IS LATE 2023.</p>



Budget Unit	Account Description	Total Expenditures ESTIMATED as of 6/30/2024	2023/24 Estimated Carryover Amount	ADDITIONAL FUNDING REQUEST					Estimated TOTAL Project Cost
				2024/25 Appropriation	2025/26 Estimate	2026/27 Estimate	2027/28 Estimate	2028/29 Estimate	
10-151-6503-48	NEW FINANCIAL SOFTWARE	\$ 200,000		\$ 75,000					\$ 275,000
<b>Project TOTALS</b>		<b>\$ 200,000</b>		<b>\$ 75,000</b>					<b>\$ 275,000</b>
<b>Funding Sources:</b>									
GENERAL FUND - FUND 10		\$ 200,000		\$ 75,000					\$ 275,000
<b>TOTALS:</b>		<b>\$ 200,000</b>		<b>\$ 75,000</b>					<b>\$ 275,000</b>

**CITY of CALABASAS  
CAPITAL IMPROVEMENT PROJECTS  
FISCAL YEARS 2024/25 thru 2028/29**

Location Map

<b>Project Number:</b>	<b>650379</b>
<b>Project Title:</b>	<b>Replace Back Door</b>
<b>Department:</b>	<b>Library</b>
<b>Project Description:</b>	Replace Back Doors.



Budget Unit	Account Description	Total Expenditures ESTIMATED as of 6/30/2024	2023/24 Estimated Carryover Amount	ADDITIONAL FUNDING REQUEST					Estimated TOTAL Project Cost
				2024/25 Appropriation	2025/26 Estimate	2026/27 Estimate	2027/28 Estimate	2028/29 Estimate	
48-136-6503-79	Replace back doors		\$ 100,000						\$ 100,000
<b>Project TOTALS</b>			<b>\$ 100,000</b>						<b>\$ 100,000</b>
<b>Funding Sources:</b>									
LIBRARY CAPITAL REPLACEMENT - FUND 48			\$ 100,000						\$ 100,000
<b>TOTALS:</b>			<b>\$ 100,000</b>						<b>\$ 100,000</b>

**CITY of CALABASAS  
CAPITAL IMPROVEMENT PROJECTS  
FISCAL YEARS 2024/25 thru 2028/29**

Location Map

<b>Project Number:</b>	<b>650384</b>
<b>Project Title:</b>	<b>Library Lights Upgrade</b>
<b>Department:</b>	<b>Library</b>
<b>Project Description:</b>	Retrofit all the lights in the Library to LED.



Budget Unit	Account Description	Total Expenditures ESTIMATED as of 6/30/2024	2023/24 Estimated Carryover Amount	ADDITIONAL FUNDING REQUEST					Estimated TOTAL Project Cost
				2024/25 Appropriation	2025/26 Estimate	2026/27 Estimate	2027/28 Estimate	2028/29 Estimate	
48-533-6503-84	Library Lights Upgrade			\$ 50,000					\$ 50,000
<b>Project TOTALS</b>				<b>\$ 50,000</b>					<b>\$ 50,000</b>
<b>Funding Sources:</b>									
LIBRARY CAPITAL REPLACEMENT - FUND 48				\$ 50,000					\$ 50,000
<b>TOTALS:</b>				<b>\$ 50,000</b>					<b>\$ 50,000</b>

**CITY of CALABASAS  
CAPITAL IMPROVEMENT PROJECTS  
FISCAL YEARS 2024/25 thru 2028/29**

Location Map

<b>Project Number:</b>	<b>650385</b>
<b>Project Title:</b>	<b>Roof Repair</b>
<b>Department:</b>	<b>Library</b>
<b>Project Description:</b>	Replace Library Roof



Budget Unit	Account Description	Total Expenditures ESTIMATED as of 6/30/2024	2023/24 Estimated Carryover Amount	ADDITIONAL FUNDING REQUEST					Estimated TOTAL Project Cost
				2024/25 Appropriation	2025/26 Estimate	2026/27 Estimate	2027/28 Estimate	2028/29 Estimate	
48-136-6503-85	Library Roof Replacement			\$ 100,000					\$ 100,000
<b>Project TOTALS</b>				<b>\$ 100,000</b>					<b>\$ 100,000</b>
<b>Funding Sources:</b>									
LIBRARY CAPITAL REPLACEMENT - FUND 48				\$ 100,000					\$ 100,000
<b>TOTALS:</b>				<b>\$ 100,000</b>					<b>\$ 100,000</b>





## Appendix

CITY of CALABASAS  
FUND DESCRIPTIONS

Fund Number	Fund Title	Definition of Types of Monies Included	Restricted	Authorized Uses
10	GENERAL FUND	Property tax, sales tax, utility users tax, franchise fees, fines & forfeitures, investment interest, funds from other agencies, fees for service.	No	Primary City fund for operational expenditures.
11	Recoverable Projects Fund	Project deposits collected by the Community Development department.	Yes	Provide funding for Planning staff time, legal fees, and other related project expenses. Any excess funds in a deposit account are returned to the depositor.
12	South Coast Air Quality Management District Fund	City's share of additional motor vehicle registration fees imposed by SCAQMD	Yes	Implementation of mobile source emission reduction programs under the provision of California Clean Air Act.
13	Park & Recreation Improvement Fund	Grant revenues for parks and recreation	Yes	Parks and recreation improvement projects.
14	AB939 Fund	Funded by AB 939 fees collected from users by the waste haulers within the City	Yes	Funds are used on programs that promotes resource reduction, recycling and compositing as required by AB 939, passed in 1989
15	Gas Tax Fund	City's share of the motor vehicle gas tax imposed under the provisions of the Street and Highway Code of the State of California under Sections 2103, 2105, 2106, 2107 and 2107.5	Yes	Restricted for the acquisition, construction, improvement and maintenance of public streets.
16	Traffic Mitigation Fund	Fees to fund mitigation measures for increased traffic flows generated by developments within the City.	Yes	Funds to be used for projects that will improve traffic flow
17	<i>Landscape Maintenance District Fund</i>	<i>Not in use currently</i>	<i>Yes</i>	
18	Affordable Housing Fund	Fees in lieu of constructing affordable housing units on new developments to provide housing to very low, low and moderate income households.	Yes	Funds are used to account for expenditures associated with the retention and development of affordable housing units.
19	Las Virgenes / Lost Hills B & T Fund	Construction fee assessments	Yes	Funds are used to account for expenditures associated with the retention and development of affordable housing units.
20	Prop A Fund	Los Angeles County Sales Tax additional 1/2 cent. Passed by voters in 1980, tax has no end date. Metro returns 25% of the Proposition A tax to the cities in the County for transportation purposes.	Yes	Transit & Transportation projects within the City. Bus service, dial-a-ride services
21	LMD 21 - Ad Valorem Fund <i>(Landscape Maintenance District)</i>	Citywide property tax (1% base) upon each property within district boundaries and collected by Los Angeles County Tax Collector.	Yes	Provides funding for public street lighting and parkway/median landscape maintenance and improvement on designated landscape districts.
22	LLAD 22 - HOA Fund <i>(Lighting/Landscape Maintenance District)</i>	Special benefit assessment levied upon each property within district boundaries and collected by Los Angeles County Tax Collector. Landscaping and Lighting Act of 1972 (Streets & Highways 22500)	Yes	Provides funding for public street lighting and parkway/median landscape maintenance and improvement on designated landscape districts.

CITY of CALABASAS  
FUND DESCRIPTIONS

Fund Number	Fund Title	Definition of Types of Monies Included	Restricted	Authorized Uses
24	LLAD 24 Fund <i>(Lighting/Landscape Maintenance District)</i>	Special benefit assessment levied upon each property within district boundaries and collected by Los Angeles County Tax Collector. Landscaping and Lighting Act of 1972 (Streets & Highways 22500)	Yes	Provides funding for public street lighting and parkway/median landscape maintenance and improvement on designated landscape districts.
25	Prop C Fund	Los Angeles County Sales Tax additional 1/2 cent. Passed by voters in 1990, tax has no end date. Metro returns 20% of the Proposition C tax to the cities in the County for transportation purposes.	Yes	Transit & Transportation projects within the City. Bus service, dial-a-ride services
26	TDA - Transportation Development Act Fund (Articles 3)	Local transportation fund derived from 1/4 cent of general sales tax collected by State	Yes	Bicycle transportation and street/road maintenance related expenses.
27	LLAD 27 Fund <i>(Lighting/Landscape Maintenance District)</i>	Special benefit assessment levied upon each property within district boundaries and collected by Los Angeles County Tax Collector. Landscaping and Lighting Act of 1972 (Streets & Highways 22500)	Yes	Provides funding for public street lighting and parkway/median landscape maintenance and improvement on designated landscape districts.
28	Library Fund	Property taxes, City of Hidden Hills contribution, library fines, Federal/State grant funds, gifts, donations and fees for service	Yes	Use of this fund is limited to library purposes only including operating and maintenance expenditures.
29	Transit Fund	Money is transferred from other funds: Prop A, Prop C, Measure R and Measure M	Yes	Fund collects all the expenditures for transit services: bus, trolley, dial-a-ride and others.
30	Storm Damage Fund	Not in use currently		
31	Earthquake Damage Fund	Not in use currently		
32	LLAD 32 Fund <i>(Lighting/Landscape Maintenance District)</i>	Special benefit assessment levied upon each property within district boundaries and collected by Los Angeles County Tax Collector. Landscaping and Lighting Act of 1972 (Streets & Highways 22500)	Yes	Provides funding for public street lighting and parkway/median landscape maintenance and improvement on designated landscape districts.
33	Used Oil Grant Fund	State provided funds for recycling used oil	Yes	Expenditures related to used oil recycling
34	Measure R - MTA Local Return Fund	Los Angeles County Sales Tax additional 1/2 cent. Passed by voters in 2008; tax has 30 year life. Measure M passed in 2016 made this tax increase permanent. Metro returns 15% Measure R funds for local city sponsored improvements	Yes	Transit & Transportation projects within the City. Bus service, dial-a-ride services
35	CDBG Fund	Funds are allocated to the City by the Federal Housing and Urban Development Department through the County of Los Angeles	Yes	Funds are used to benefit low to moderate income persons or areas, eliminate slums or blighted areas.
36	Grants Fund	Funds are allocated to the City by Federal, State, County or MTA for a variety of purposes	Yes	Various grant expenditures are accounted for in the fund
37	Local Law Enforcement Block Grant Fund	Not in use currently		
38	COPS - AB 3229 Grant Fund	Citizens Option for Public Safety (COPS) adopted by AB 3229 (Brulte) in 1996. City receives \$100k annually	Yes	Funds are used to support police services

CITY of CALABASAS  
FUND DESCRIPTIONS

Fund Number	Fund Title	Definition of Types of Monies Included	Restricted	Authorized Uses
39	Measure R - MTA Transportation Projects Fund	Los Angeles County Sales Tax additional 1/2 cent. Passed by voters in 2008; tax has 30 year life. Metro funds certain capital projects within the City	Yes	Large transportation capital projects
40	Capital Improvement Fund	Transfers from other funds: General Fund, Gas Tax, LMDs, Prop A, Prop C, Measure R, Measure M, Grants, RMRA	Yes	Centralizing expenditures for large capital improvement projects within the City
41	Civic Center Construction Fund	Not in use currently		
42	City Hall Capital Fund	Original funding from General Fund transfers. Currently earning interest only.	No	Capital improvement projects related to extending the life of City Hall
45	American Rescue Plan Act	The American Rescue Plan Act of 2021		
46	Disaster Recovery Fund	Proceeds from SCE Woolsey Fire Settlement \$4 million	No	Can be used for any purpose. \$500,000 spent on Small Business Grants in FY 2020-21
47	Measure M - MTA Local Return Fund	Los Angeles County Sales Tax additional 1/2 cent. Passed by voters in 2016; tax has no end date. Metro returns 17% of Measure R funds for local city sponsored improvements	Yes	Transit & Transportation projects within the City. Bus service, dial-a-ride services
48	Library Capital Replacement Fund	Original funding from Library Fund transfers	No	Capital improvement projects related to extending the life of Library Building
49	Measure M - Traffic Improvement Fund	Los Angeles County Sales Tax additional 1/2 cent. Passed by voters in 2016; tax has no end date. Metro funds certain capital projects within the City	Yes	Large transportation capital projects
50	Tennis & Swim Center Fund	Tennis and Swim membership fees, tennis lesson fees	Yes	Operating and maintaining the Tennis & Swim Center including paying Top Seed Tennis Academy for their services
55	Agoura Hills Calabasas Community Center (AHCCC) Fund	AHCCC membership fees, gym fees, sports fees, room rental fees	Yes	Operating and maintaining the AHCCC along with purchasing equipment and capital projects
60	Management Reserve Fund	General Fund year-end surplus is transferred to this account. \$1.3 million land sale proceeds	No	Operating and maintaining the Tennis & Swim Center including paying Top Seed Tennis Academy for their services
61	Calabasas Park Improvements Fund	Not in use currently		
62	Measure W - Safe Clean Water Fund	Los Angeles County Flood Control District ~ Parcel Tax 2.5 cents per square foot. Passed by voters in 2018; tax has no end date. 40% of revenue generated within the City limits allocated back to city	Yes	Local stormwater and urban runoff and improve water quality
63	Road Maintenance & Rehabilitation Fund	City's share of the Senate Bill 1 (SB 1) signed into law April 2017. Fuel tax increase began 11-1-2017. Value-based transportation improvement fee began 1-1-2018. Price-based excise tax reset 7-1-2019. Zero emissions vehicle fee began 7-1-2020.	Yes	Can be used for any purpose

CITY of CALABASAS  
FUND DESCRIPTIONS

Fund Number	Fund Title	Definition of Types of Monies Included	Restricted	Authorized Uses
64	Quimby Act Fund	Quimby Act fees from developers in lieu of dedicating park land.	Yes	For use of construction of park facilities as a result of increased demand for parks resulting from new development.
65	Oak Tree Mitigation Fund	Fees to provide landscaping and trees in public areas resulting from the increase in demand from additional development.	Yes	To fund projects providing landscaping and trees in public areas.
67	Emergency COVID 19 Fund	Federal / State aid to cities for the COVID 19 declared emergency	Yes	Goods purchased to provide a safer more sanitary environment during the COVID 19 emergency: Plexiglas barriers, masks, alcohol wipes and other cleaning supplies
70	Deferred Maintenance Reserve Fund	Money is transferred from the Management Reserve Fund.	Yes	Funds are used for deferred maintenance for governmental assets and major repairs and replacement.
75	Brandon's Village Fund	Money is received from donations.	Yes	Funds are used for equipment enhancement at Brandon's Village playground/Gates Canyon Park.
80	CFD 2018 Fund Commercial	Property Tax Assessments (Mello-Roos) from CFD 2001-1 on Commercial property located near City Hall	Yes	Funds are used for principal and interest payments on the CFD refunding bonds issued in 2018
81	1999 COP Fund Creekside, Civic Center	Not in use currently		
82	CFD 2001-1 Fund The Oaks	Not in use currently		
83	2005 COP Fund Refunding 1999 COP	Not in use currently		
84	CFD 2017 Fund The Oaks	Property Tax Assessments (Mello-Roos) from CFD 1999-1 on residential property located in "The Oaks" development	Yes	Funds are used for principal and interest payments on the CRD refunding bonds issued in 2017
85	2006 COP Fund Civic Center Financing	Not in use currently		
86	Los Virgenes Parking Administration Fund	Parking tickets generated within the JPA five cities: Agoura Hills, Calabasas, Hidden Hills, Malibu & Westlake Village	Yes	Operating costs of parking enforcement
87	2015 COP Fund Civic Center Project	Transfers in from the General Fund and Library Fund	Yes	Funds are used for principal and interest payments on the COP refunding bonds issued in 2015
88	Calabasas Education Fund	Not in use currently		
89	LVUSD Fund	Not in use currently		
90	General Fixed Assets Account Group	Not applicable	No	Self-balancing set of accounts to account for the general fixed assets of a governmental unit. The account group is not a fund. It provides double-entry control in memorandum fashion of fixed assets that are not accounted for specifically in a fund (e.g., proprietary fund).

## FUND DESCRIPTIONS

Fund Number	Fund Title	Definition of Types of Monies Included	Restricted	Authorized Uses
95	General Long Term Debt Account Group	Not applicable	No	Grouping is used to account for the outstanding principal on all long-term debt except that payable from a special assessment, proprietary, or trust fund. At maturity, the funds are transferred to the debt service fund.

## DEPARTMENT LISTING

Dept ID	Description	Department Group
111	Legislation & Policy	City Council
112	Boards & Commissions	City Council
121	Legal	City Council
131	City Clerk	City Clerk
132	Administrative Services	Administrative Services
133	General Services	Administrative Services
134	Non-Departmental	Finance
135	Personnel Services	Finance
136	Civic Center Operations & Maintenance	Public Works
141	City Management	City Manager's Office
151	Financial Management	Finance
152	Payroll & Revenue	Finance
161	Public Information	Communications
162	Information Technology	Communications
163	Telecom Regulation	Communications
211	LA Co. Sheriff's Department	Public Safety
212	Local Law Enforcement Grant	Public Safety
213	COPS Grant	Public Safety
221	LA Co. Fire District	Public Safety
222	Public Safety & Emergency Preparation	Public Safety
231	LA Co. Animal Services	Administrative Services
311	Administration & Engineering	Public Works
312	Street Maintenance Services	Public Works
313	Water Quality Enhancement	Public Works
314	Capital Improvement Program	Public Works
315	Natural Resource Protection	Public Works
319	Capital Improvements-Public Works	Public Works
321	General Landscape Maintenance	Public Works
322	LLAD 22 - HOA	Public Works
323	LLAD 24	Public Works
324	LLAD 27	Public Works
325	LLAD 32	Public Works
326	LMD 22 - Ad Valorem / CBA	Public Works
331	Transportation Planning	Public Works
332	Transportation Engineering/Operations	Public Works
333	Transit Services	Public Works
334	Intergovernmental Relations	Public Works
339	Capital Improvements-Transportation	Public Works
411	Community Development Administration	Community Development
412	Planning Projects & Studies	Community Development

## DEPARTMENT LISTING

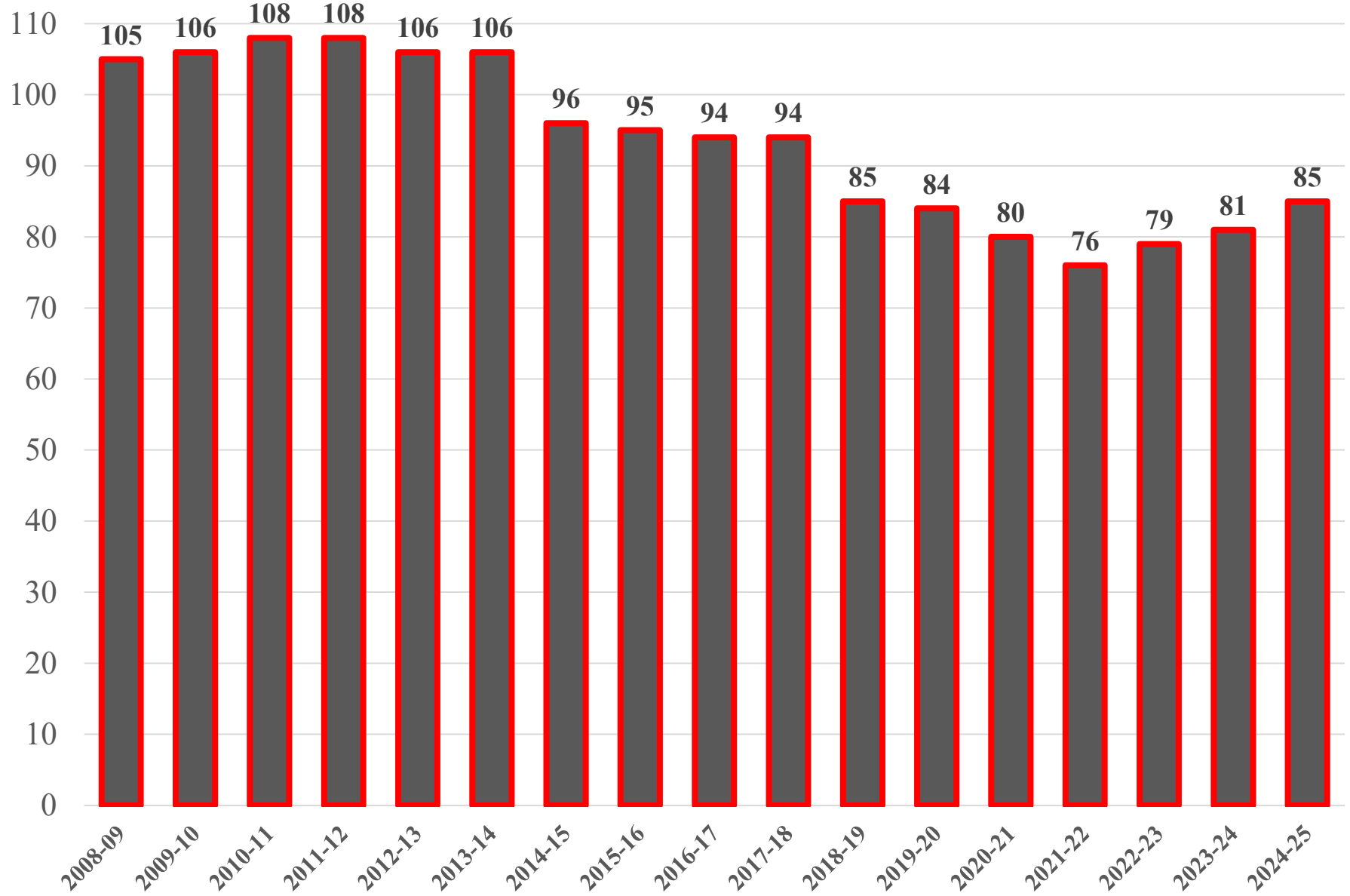
<b>Dept ID</b>	<b>Description</b>	<b>Department Group</b>
413	Development Review	Community Development
414	Natural Resource Protection	Community Development
415	Building Inspection	Community Development
416	Code Enforcement	Community Development
417	Community Development Block Grant	Community Development
419	Capital Improvements-Planning & Building	Community Development
511	Community Services Management	Community Services
512	Creekside Park	Community Services
513	De Anza Park/Recreation Program	Community Services
514	Parks Maintenance	Community Services
515	School Joint Use	Community Services
516	Special Events	Community Services
517	Klubhouse Preschool	Community Services
518	Senior Center	Community Services
519	Capital Improvements-Parks	Community Services
521	Health & Swim Center	Community Services
522	Top Seed Tennis Academy	Community Services
531	Art Programs	Community Services
532	Calabasas Orchestra	Community Services
533	Library	Library





## Full-Time Employee Allocation Cost by Fund

**CITY of CALABASAS  
BUDGETED FULL-TIME POSITIONS**



**CITY of CALABASAS  
BUDGETED FULL-TIME POSITIONS**

	Fiscal Year 2015-16	Fiscal Year 2016-17	Fiscal Year 2017-18	Fiscal Year 2018-19	Fiscal Year 2019-20
<b>ADMINISTRATIVE SERVICES</b>					
<b>DEPUTY CITY MANAGER</b>	-	-	-	-	-
Administrative Services Director	1.00	-	-	-	-
Administrative Services Manager	-	1.00	1.00	1.00	1.00
Executive Assistant I	-	-	-	-	-
Facility Maintenance Technician	1.00	1.00	1.00	1.00	1.00
Facility Maintenance Technician II	1.00	1.00	1.00	1.00	1.00
Human Resources Specialist	1.00	1.00	1.00	1.00	1.00
Management Analyst	-	-	-	-	-
Senior Human Resources Analyst	-	-	-	-	-
	<u>4.00</u>	<u>4.00</u>	<u>4.00</u>	<u>4.00</u>	<u>4.00</u>
<b>CITY CLERK</b>					
City Clerk	1.00	1.00	1.00	1.00	1.00
Assistant to the City Clerk			1.00	1.00	1.00
Executive Assistant I	1.00	1.00	2.00	1.00	-
Executive Assistant III	1.00	1.00	-	-	-
Office Assistant	2.00	2.00	1.00	1.00	1.00
	<u>5.00</u>	<u>5.00</u>	<u>5.00</u>	<u>4.00</u>	<u>3.00</u>
<b>CITY COUNCIL</b>					
<b>COUNCIL MEMBER</b>	5.00	5.00	5.00	5.00	5.00
	<u>5.00</u>	<u>5.00</u>	<u>5.00</u>	<u>5.00</u>	<u>5.00</u>
<b>CITY MANAGEMENT</b>					
<b>CITY MANAGER</b>	1.00	1.00	1.00	1.00	1.00
<b>ASSISTANT CITY MANAGER</b>	-	-	-	-	-
Executive Assistant I	-	-	-	-	1.00
Executive Assistant II	-	-	-	-	-
Management Analyst	-	-	-	-	1.00
Management Specialist	-	-	-	-	-
Senior Management Analyst	1.00	-	-	-	-
	<u>2.00</u>	<u>1.00</u>	<u>1.00</u>	<u>1.00</u>	<u>3.00</u>
<b>COMMUNICATIONS</b>					
<b>COMMUNICATIONS DIRECTOR</b>	-	-	-	-	-
Media and Information Services Director	-	-	-	-	1.00
Media, Information and Library Services Director	-	1.00	1.00	1.00	-
Media Operations Director	1.00	-	-	-	-
Executive Assistant I	1.00	1.00	1.00	1.00	1.00
Executive Assistant II	-	-	-	-	-
Information Systems Assistant	2.00	2.00	2.00	2.00	2.00
Information Systems Manager	1.00	1.00	1.00	1.00	1.00
Information Technology Specialist	-	-	-	-	-
Media Supervisor	1.00	1.00	1.00	1.00	1.00
Senior Information Technology Specialist	-	-	-	-	-
Senior Media Specialist	2.00	2.00	2.00	2.00	2.00
	<u>8.00</u>	<u>8.00</u>	<u>8.00</u>	<u>8.00</u>	<u>8.00</u>
<b>COMMUNITY DEVELOPMENT:</b>					
<b>COMMUNITY DEVELOPMENT DIRECTOR</b>	1.00	1.00	1.00	1.00	1.00
Assistant Planner	-	-	-	-	1.00
Associate Planner	2.00	2.00	2.00	2.00	2.00
Building Inspector	2.00	2.00	2.00	2.00	2.00
Building Official	1.00	1.00	1.00	1.00	1.00
City Planner	1.00	1.00	1.00	1.00	1.00
Code Enforcement Officer	2.00	2.00	2.00	1.00	1.00
Executive Assistant I	1.00	1.00	1.00	1.00	1.00
Executive Assistant II	1.00	1.00	1.00	1.00	1.00
Permit Center Supervisor	1.00	1.00	1.00	1.00	1.00
Permit Technician	-	-	-	-	-
Planner	2.00	2.00	2.00	1.00	-
Senior Building Inspector	1.00	1.00	1.00	1.00	1.00
Senior Code Enforcement Officer	-	-	-	-	-
Senior Planner	2.00	2.00	2.00	2.00	2.00
	<u>17.00</u>	<u>17.00</u>	<u>17.00</u>	<u>15.00</u>	<u>15.00</u>

**CITY of CALABASAS**  
**BUDGETED FULL-TIME POSITIONS**

	Fiscal Year 2015-16	Fiscal Year 2016-17	Fiscal Year 2017-18	Fiscal Year 2018-19	Fiscal Year 2019-20
<b>COMMUNITY SERVICES</b>					
<b>COMMUNITY SERVICES DIRECTOR</b>	1.00	1.00	1.00	1.00	1.00
Business Services Coordinator	1.00	-	-	-	-
Deputy Community Services Director	-	1.00	1.00	1.00	1.00
Executive Assistant I	2.00	3.00	3.00	2.00	2.00
Facility Maintenance Technician	-	1.00	1.00	1.00	1.00
Facility Supervisor	1.00	2.00	2.00	2.00	2.00
Maintenance Assistant	1.00	1.00	1.00	1.00	1.00
Preschool Principal	1.00	1.00	1.00	-	-
Preschool Supervisor	1.00	1.00	1.00	1.00	1.00
Preschool Teacher	10.00	10.00	10.00	7.00	5.00
Recreation Coordinator	2.00	2.00	2.00	3.00	3.00
Recreation Manager	1.00	1.00	1.00	1.00	1.00
Recreation Specialist	3.00	-	-	-	-
Recreation Supervisor	-	1.00	1.00	1.00	1.00
Special Events Coordinator	1.00	-	-	-	-
	<u>25.00</u>	<u>25.00</u>	<u>25.00</u>	<u>21.00</u>	<u>19.00</u>
<b>FINANCE</b>					
<b>CHIEF FINANCIAL OFFICER</b>	1.00	1.00	1.00	1.00	1.00
Accounting Specialist	3.00	3.00	3.00	3.00	3.00
Accounting Supervisor	1.00	1.00	1.00	1.00	1.00
Executive Assistant I	1.00	1.00	1.00	1.00	1.00
Grant/Contract Administrator	1.00	1.00	1.00	1.00	1.00
Senior Accounting Specialist	1.00	1.00	1.00	1.00	1.00
	<u>8.00</u>	<u>8.00</u>	<u>8.00</u>	<u>8.00</u>	<u>8.00</u>
<b>LIBRARY</b>					
City Librarian	1.00	1.00	1.00	1.00	1.00
Executive Assistant I	1.00	1.00	1.00	1.00	1.00
Executive Assistant II	-	-	-	-	-
Librarian	1.00	1.00	1.00	1.00	1.00
Library Circulation Supervisor	1.00	1.00	1.00	1.00	1.00
Library Technical Services Coordinator	1.00	1.00	1.00	1.00	1.00
Library Technician	1.00	1.00	1.00	1.00	1.00
Senior Librarian	-	-	-	-	-
	<u>6.00</u>	<u>6.00</u>	<u>6.00</u>	<u>6.00</u>	<u>6.00</u>
<b>PUBLIC SAFETY</b>					
Emergency Services Manager	-	-	-	-	-
Public Safety Coordinator	1.00	1.00	1.00	1.00	1.00
	<u>1.00</u>	<u>1.00</u>	<u>1.00</u>	<u>1.00</u>	<u>1.00</u>
<b>PUBLIC WORKS</b>					
<b>PUBLIC WORKS DIRECTOR/CITY ENGINEER</b>	1.00	1.00	1.00	1.00	1.00
Assistant Engineer	1.00	1.00	1.00	-	-
Assistant Transportation Planner	1.00	1.00	1.00	1.00	1.00
Associate Civil Engineer	1.00	1.00	1.00	1.00	1.00
Deputy Public Works Director	1.00	1.00	1.00	1.00	1.00
Environmental Services Supervisor	1.00	1.00	1.00	1.00	1.00
Executive Assistant I	2.00	2.00	2.00	2.00	-
Executive Assistant II	1.00	1.00	1.00	1.00	1.00
Landscape District Maintenance Manager	1.00	1.00	1.00	1.00	1.00
Landscape Maintenance Inspector	-	-	-	-	1.00
Maintenance Inspector	-	-	-	-	-
Maintenance Technician I	-	-	-	-	-
Maintenance Technician II	-	-	-	-	-
Management Analyst	-	-	-	-	-
Public Works Inspector	1.00	1.00	1.00	-	-
Public Works Maintenance Technician	1.00	1.00	1.00	1.00	2.00
Public Works Superintendent	-	-	-	-	-
Senior Civil Engineer	1.00	1.00	1.00	1.00	1.00
Senior Public Works Inspector	1.00	1.00	1.00	1.00	1.00
	<u>14.00</u>	<u>14.00</u>	<u>14.00</u>	<u>12.00</u>	<u>12.00</u>
	<u><b>95.00</b></u>	<u><b>94.00</b></u>	<u><b>94.00</b></u>	<u><b>85.00</b></u>	<u><b>84.00</b></u>

**CITY of CALABASAS  
BUDGETED FULL-TIME POSITIONS**

	Fiscal Year 2020-21	Fiscal Year 2021-22	Fiscal Year 2022-23	Fiscal Year 2023-24	Fiscal Year 2024-25
<b>ADMINISTRATIVE SERVICES</b>					
<b>DEPUTY CITY MANAGER</b>	-	-	-	1.00	1.00
Administrative Services Director	-	-	-	-	-
Administrative Services Manager	1.00	1.00	1.00	-	-
Executive Assistant I	-	-	-	1.00	-
Facility Maintenance Technician	1.00	1.00	1.00	-	-
Facility Maintenance Technician II	1.00	1.00	1.00	-	-
Human Resources Specialist	1.00	1.00	1.00	-	1.00
Management Analyst	-	-	-	-	1.00
Senior Human Resources Analyst	-	-	-	1.00	-
	<u>4.00</u>	<u>4.00</u>	<u>4.00</u>	<u>3.00</u>	<u>3.00</u>
<b>CITY CLERK</b>					
City Clerk	1.00	1.00	1.00	1.00	1.00
Assistant to the City Clerk	1.00	1.00	1.00	1.00	1.00
Executive Assistant I	-	-	-	-	-
Executive Assistant III	-	-	-	-	-
Office Assistant	-	-	-	-	1.00
	<u>2.00</u>	<u>2.00</u>	<u>2.00</u>	<u>2.00</u>	<u>3.00</u>
<b>CITY COUNCIL</b>					
<b>COUNCIL MEMBER</b>	5.00	5.00	5.00	5.00	5.00
	<u>5.00</u>	<u>5.00</u>	<u>5.00</u>	<u>5.00</u>	<u>5.00</u>
<b>CITY MANAGEMENT</b>					
<b>CITY MANAGER</b>	1.00	1.00	1.00	1.00	1.00
<b>ASSISTANT CITY MANAGER</b>	-	-	-	-	1.00
Executive Assistant I	1.00	-	-	-	-
Executive Assistant II	-	1.00	1.00	1.00	1.00
Management Analyst	1.00	-	-	-	-
Management Specialist	-	-	-	-	1.00
Senior Management Analyst	-	1.00	1.00	-	-
	<u>3.00</u>	<u>3.00</u>	<u>3.00</u>	<u>2.00</u>	<u>4.00</u>
<b>COMMUNICATIONS</b>					
<b>COMMUNICATIONS DIRECTOR</b>	1.00	1.00	1.00	1.00	-
Media and Information Services Director	-	-	-	-	-
Media, Information and Library Services Director	-	-	-	-	-
Media Operations Director	-	-	-	-	-
Executive Assistant I	1.00	-	-	-	-
Executive Assistant II	-	1.00	1.00	1.00	1.00
Information Systems Assistant	2.00	-	-	-	-
Information Systems Manager	1.00	1.00	1.00	1.00	1.00
Information Technology Specialist	-	1.00	1.00	1.00	1.00
Media Supervisor	1.00	1.00	1.00	1.00	1.00
Senior Information Technology Specialist	-	1.00	1.00	1.00	1.00
Senior Media Specialist	2.00	2.00	2.00	2.00	2.00
	<u>8.00</u>	<u>8.00</u>	<u>8.00</u>	<u>8.00</u>	<u>7.00</u>
<b>COMMUNITY DEVELOPMENT:</b>					
<b>COMMUNITY DEVELOPMENT DIRECTOR</b>	1.00	1.00	1.00	1.00	1.00
Assistant Planner	1.00	1.00	1.00	1.00	1.00
Associate Planner	2.00	2.00	2.00	1.00	1.00
Building Inspector	2.00	2.00	2.00	2.00	2.00
Building Official	1.00	1.00	1.00	1.00	1.00
City Planner	1.00	1.00	1.00	1.00	1.00
Code Enforcement Officer	1.00	1.00	1.00	1.00	1.00
Executive Assistant I	-	-	1.00	1.00	1.00
Executive Assistant II	1.00	1.00	1.00	1.00	1.00
Permit Center Supervisor	1.00	1.00	1.00	1.00	1.00
Permit Technician	-	-	1.00	1.00	1.00
Planner	-	-	-	1.00	1.00
Senior Building Inspector	1.00	1.00	1.00	1.00	1.00
Senior Code Enforcement Officer	-	-	1.00	1.00	1.00
Senior Planner	2.00	2.00	1.00	1.00	1.00
	<u>14.00</u>	<u>14.00</u>	<u>16.00</u>	<u>16.00</u>	<u>16.00</u>

**CITY of CALABASAS**  
**BUDGETED FULL-TIME POSITIONS**

	Fiscal Year 2020-21	Fiscal Year 2021-22	Fiscal Year 2022-23	Fiscal Year 2023-24	Fiscal Year 2024-25
<b>COMMUNITY SERVICES</b>					
<b>COMMUNITY SERVICES DIRECTOR</b>	1.00	1.00	1.00	1.00	1.00
Business Services Coordinator	-	-	-	-	-
Deputy Community Services Director	1.00	1.00	1.00	1.00	1.00
Executive Assistant I	2.00	1.00	1.00	1.00	1.00
Facility Maintenance Technician	1.00	1.00	1.00	-	-
Facility Supervisor	2.00	2.00	2.00	2.00	2.00
Maintenance Assistant	1.00	1.00	1.00	-	-
Preschool Principal	-	-	-	-	-
Preschool Supervisor	1.00	-	-	-	-
Preschool Teacher	4.00	-	-	-	-
Recreation Coordinator	3.00	4.00	4.00	8.00	8.00
Recreation Manager	-	1.00	1.00	1.00	1.00
Recreation Specialist	-	-	-	-	-
Recreation Supervisor	1.00	1.00	1.00	1.00	1.00
Special Events Coordinator	-	-	-	-	-
	<u>17.00</u>	<u>13.00</u>	<u>13.00</u>	<u>15.00</u>	<u>15.00</u>
<b>FINANCE</b>					
<b>CHIEF FINANCIAL OFFICER</b>	1.00	1.00	1.00	1.00	1.00
Accounting Specialist	3.00	3.00	3.00	3.00	3.00
Accounting Supervisor	1.00	1.00	1.00	1.00	1.00
Executive Assistant I	1.00	1.00	1.00	-	-
Grant/Contract Administrator	1.00	1.00	1.00	1.00	1.00
Senior Accounting Specialist	1.00	1.00	1.00	1.00	1.00
	<u>8.00</u>	<u>8.00</u>	<u>8.00</u>	<u>7.00</u>	<u>7.00</u>
<b>LIBRARY</b>					
City Librarian	1.00	1.00	1.00	1.00	1.00
Executive Assistant I	1.00	-	-	-	-
Executive Assistant II	-	1.00	1.00	1.00	1.00
Librarian	-	1.00	1.00	1.00	1.00
Library Circulation Supervisor	1.00	1.00	1.00	1.00	1.00
Library Technical Services Coordinator	1.00	1.00	1.00	1.00	1.00
Library Technician	1.00	-	-	-	1.00
Senior Librarian	1.00	1.00	1.00	1.00	1.00
	<u>6.00</u>	<u>6.00</u>	<u>6.00</u>	<u>6.00</u>	<u>7.00</u>
<b>PUBLIC SAFETY</b>					
Emergency Services Manager	-	-	1.00	1.00	1.00
Public Safety Coordinator	1.00	1.00	1.00	1.00	1.00
	<u>1.00</u>	<u>1.00</u>	<u>2.00</u>	<u>2.00</u>	<u>2.00</u>
<b>PUBLIC WORKS</b>					
<b>PUBLIC WORKS DIRECTOR/CITY ENGINEER</b>	1.00	1.00	1.00	1.00	1.00
Assistant Engineer	-	1.00	1.00	2.00	1.00
Assistant Transportation Planner	1.00	-	-	-	-
Associate Civil Engineer	1.00	2.00	2.00	-	-
Deputy Public Works Director	1.00	1.00	1.00	1.00	1.00
Environmental Services Supervisor	1.00	1.00	1.00	1.00	-
Executive Assistant I	-	-	-	-	-
Executive Assistant II	1.00	1.00	1.00	1.00	2.00
Landscape District Maintenance Manager	1.00	1.00	1.00	1.00	1.00
Landscape Maintenance Inspector	1.00	1.00	1.00	1.00	1.00
Maintenance Inspector	-	-	-	1.00	1.00
Maintenance Technician I	-	-	-	3.00	3.00
Maintenance Technician II	-	-	-	2.00	2.00
Management Analyst	-	-	-	-	1.00
Public Works Inspector	-	-	-	-	-
Public Works Maintenance Technician	2.00	2.00	2.00	-	-
Public Works Superintendent	-	-	-	1.00	1.00
Senior Civil Engineer	1.00	-	-	-	1.00
Senior Public Works Inspector	1.00	1.00	1.00	-	-
	<u>12.00</u>	<u>12.00</u>	<u>12.00</u>	<u>15.00</u>	<u>16.00</u>
	<u><b>80.00</b></u>	<u><b>76.00</b></u>	<u><b>79.00</b></u>	<u><b>81.00</b></u>	<u><b>85.00</b></u>

CITY of CALABASAS  
**FULL - TIME EMPLOYEE ALLOCATION COSTS by FUND**  
 FY 2024 - 25

		General Fund	AB 939	Gas Tax HUTA	Prop A	LMD 22 Ad Valorem	LMD 22	LMD 24	Prop C	LMD 27	Library	LMD 32	Measure R	Measure M	Tennis & Swim	AHCCC	RMRA SB1	TOTAL
		10	14	15	20	21	22	24	25	27	28	32	34	47	50	55	63	
NAME	POSITION																	
<b>Administrative Services</b>																		
	McConville, Michael	Deputy City Manager	100 %															100 %
	Nelli, Natalia	Human Resources Specialist	100 %															100 %
	Caroline Lewis	Management Analyst	100 %															100 %
<b>City Clerk</b>																		
	VACANT	City Clerk	100 %															100 %
	Mendoza, Analuz	Assistant to the City Clerk	100 %															100 %
	Ramirez, Genevieve	Office Assistant	100 %															100 %
<b>City Council</b>																		
	Albrecht, Edward	Council Member	100 %															100 %
	Bozajian, James	Council Member	100 %															100 %
	Kraut, Peter	Council Member	100 %															100 %
	Shapiro, David	Mayor	100 %															100 %
	Weintraub, Alicia	Mayor Pro Tem	100 %															100 %
<b>City Management</b>																		
	Krdilyan, Annie	Management Analyst	100 %															100 %
	Meik, Kindon	City Manager	100 %															100 %
	Trujillo, Scott	Assistant City Manager	100 %															100 %
	VACANT	Executive Assistant II	100 %															100 %
<b>Communications</b>																		
	Gorgin, Karlo	Senior Media Specialist	100 %															100 %
	Mier, Jason	Senior Media Specialist	100 %															100 %
	Pasiliao, Ryan	Senior Information Technology Specialist	100 %															100 %
	Petros, Arvin	Media Supervisor	100 %															100 %
	Amorest, Lyle	Information Technology Specialist	40 %								60 %							100 %
	Yin, Tong	Information Systems Manager	100 %															100 %
	Zimmerman, Guadalupe Yadira	Executive Assistant II	100 %															100 %

**FULL - TIME EMPLOYEE ALLOCATION COSTS by FUND**

FY 2024 - 25

		General Fund	AB 939	Gas Tax HUTA	Prop A	LMD 22 Ad Valorem	LMD 22	LMD 24	Prop C	LMD 27	Library	LMD 32	Measure R	Measure M	Tennis & Swim	AHCCC	RMRA SB1	TOTAL
		10	14	15	20	21	22	24	25	27	28	32	34	47	50	55	63	
NAME	POSITION																	
<b>Community Development</b>																		
	Bartlett, Thomas	City Planner	100 %															100 %
	Cohen, Sparky	Building Official	100 %															100 %
	Endreola, Gabriel	Building Inspector	100 %															100 %
	Hayes, Joel	Associate Planner	100 %															100 %
	Flores, Ruben	Senior Building Inspector	100 %															100 %
	Johal, Savina	Assistant Planner	100 %															100 %
	Klein, Michael	Community Development Director	100 %															100 %
	Michitsch, Glenn	Senior Planner	100 %															100 %
	Parker, Elizabeth	Executive Assistant II	100 %															100 %
	Pesiri, Catherine	Permit Technician	100 %															100 %
	Rackerby, Jaclyn	Planner	100 %															100 %
	Robison, Mark	Executive Assistant I	100 %															100 %
	Saavedra, Armando	Code Enforcement Officer	100 %															100 %
	Savala, Alexander	Building Inspector	100 %															100 %
	Shinder, Monica	Permit Center Supervisor	100 %															100 %
	VACANT	Senior Code Enforcement Officer	100 %															100 %
<b>Community Services</b>																		
	Campbell, Jeffrey	Deputy Community Services Director													70 %	30 %		100 %
	Cerna, Juana	Recreation Coordinator	100 %															100 %
	Eastman Haber, Amanda	Recreaion Manager	25 %													75 %		100 %
	Filice, Lana	Recreation Coordinator														100 %		100 %
	Green, Erica	Community Services Director	55 %												25 %	20 %		100 %
	Hernandez, Jennifer	Recreation Coordinator	100 %															100 %
	Kishimoto, Raine	Recreation Supervisor													100 %			100 %
	Milbrand, Kathleen	Recreation Coordinator	100 %															100 %
	Post, Kimberly	Facility Supervisor	100 %															100 %



**FULL - TIME EMPLOYEE ALLOCATION COSTS by FUND**

FY 2024 - 25

NAME	POSITION	General	AB	Gas Tax	Prop A	LMD 22	LMD 22	LMD 24	Prop C	LMD 27	Library	LMD 32	Measure	Measure	Tennis	AHCCC	RMRA	TOTAL
		Fund	939	HUTA		Ad Valorem							R	M	& Swim		SB1	
		10	14	15	20	21	22	24	25	27	28	32	34	47	50	55	63	
	Bambrick, Bridgette	Executive Assistant II	100 %															100 %
	Ferrara, Malea	Facility Supervisor																100 %
	VACANT	Recreation Manager	70 %												30 %			100 %
	Bui, Hung	Maintenance Technician II																100 %
	VACANT	Recreation Coordinator																100 %
	VACANT	Recreation Coordinator																100 %
<b>Finance</b>																		
	Ahlers, Ron	Chief Financial Officer	100 %															100 %
	Barancik, Luisa	Senior Accounting Specialist	100 %															100 %
	Estrada, Jaafar	Accounting Specialist	100 %															100 %
	Henry, Cedric	Grant/Contract Administrator	100 %															100 %
	VACANT	Accounting Specialist	100 %															100 %
	Perez, Amy	Accounting Specialist	100 %															100 %
	Chen, Allison	Accounting Supervisor	100 %															100 %
<b>Library</b>																		
	Abdali, Shabnam	Executive Assistant II									100 %							100 %
	Ghosh, Suchandra	Library Circulation Supervisor									100 %							100 %
	Lockwood, Barbara	City Librarian									100 %							100 %
	Mierop, Kerrie	Librarian									100 %							100 %
	Steward, Karilyn	Senior Librarian									100 %							100 %
	Williams, Yasmine	Library Technical Services Coordinator									100 %							100 %
	VACANT	Library Technician									100 %							100 %
<b>Public Safety</b>																		
	Larson, Debra	Public Safety Coordinator	100 %															100 %
	Michael Dyer	Emergency Services Manager	100 %															100 %
<b>Public Works</b>																		
	Agee, Johnny Ray	Maintenance Technician II	100 %															100 %

**FULL - TIME EMPLOYEE ALLOCATION COSTS by FUND**

FY 2024 - 25

NAME	POSITION	General	AB	Gas Tax	Prop A	LMD 22	LMD 22	LMD 24	Prop C	LMD 27	Library	LMD 32	Measure	Measure	Tennis	AHCC	RMRA	TOTAL
		Fund	939	HUTA		Ad Valorem							R	M	& Swim		SB1	
		10	14	15	20	21	22	24	25	27	28	32	34	47	50	55	63	
Bezdecny, Tra'a	Assistant Engineer				50 %				50 %									100 %
Espindola, Alfredo	Maintenance Technician I					100 %												100 %
Ford, Anna Marie	Executive Assistant II	96 %				2 %							1 %	1 %				100 %
Hernandez, Edgar	Landscape Maintenance Inspector					30 %	50 %	15 %		5 %								100 %
Hernandez, Jose Luis	Public Works Superintendent	81 %		2 %		2 %							5 %	5 %			5 %	100 %
Holden, Tatiana	Deputy Public Works Director	76 %		2 %		2 %							4 %	15 %			1 %	100 %
Melton, Heather	Landscape District Maintenance Manager					30 %	50 %	15 %		5 %								100 %
Rodriguez, Armando	Maintenance Technician II	52 %									48 %							100 %
Rodriguez, Jorge	Maintenance Technician I	52 %									48 %							100 %
Saucedo Barbosa, Francisco	Maintenance Technician I	98 %		1 %													1 %	100 %
Sheikhlar, Soheil	Assistant Engineer	78 %		3 %		6 %								7 %			6 %	100 %
Arrieta, Darren	Senior Civil Engineer	69 %		15 %										1 %			15 %	100 %
VACANT	Environmental Services Supervisor	50 %	50 %															100 %
VACANT	Maintenance Inspector	100 %																100 %
Castle, Curtis	Public Works Director/City Engineer	82 %	2 %	1 %	2 %	5 %	1 %	1 %				1 %	5 %					100 %
<b>TOTAL</b>		6,224 %	52 %	24 %	52 %	177 %	101 %	31 %	50 %	10 %	856 %	1 %	15 %	29 %	225 %	625 %	28 %	8,500 %