

FISCAL YEAR 2023 - 2024

ANNUAL BUDGET

CITY OF CALABASAS, CALIFORNIA

FINAL - JUNE 2023





Budget in Brief

Fiscal Year 2023/2024

BUDGET SYNOPSIS

The budget for Fiscal Year 2023/24 includes reopening of Agoura Hills Calabasas Community Center. As proposed, the General Fund is balanced with revenues of \$27.2 million and expenses of \$27.0 million; thereby leaving a projected surplus of \$0.2 million.

BUDGET REVENUES & EXPENDITURES

The FY 2023-24 proposed budget city-wide shows revenues of \$71.2 million with expenses of \$83.7 million. This results in a deficit of \$12.5 million. This decrease in fund balance is due to the proposed capital infrastructure investment for next year. This is using money received in prior fiscal years from the American Rescue Plan Act (ARPA), Gas Tax and RMRA funds for street improvements and the Woolsey Fire settlement funds for capital projects as outlined in the five-year CIP. Money will also be received in the future due to grant reimbursables and Measure R & M funds, Prop 1 funds for transportation and street projects. In the case of capital investments at the Tennis & Swim Center, future fee increases will be used.



**Agoura Hills -
Calabasas
Community Center
Reopening
Fall 2023**





INVESTMENT IN CAPITAL PROJECTS

The City is investing \$20.2 million in Capital Improvement projects. These projects impact City Hall, Founders Hall, Tennis & Swim Center and various parks. The City Council annually approves a five-year Capital plan and the projects roll forward each year as we progress in the five-year plan.

This \$20.2 million capital investment is comprised into three categories. The first category is “Cash on hand” of \$6.3 million (General Fund, ARPA, Gas Tax, Road Maintenance & Rehabilitation Account (RMRA) and Deferred Maintenance Funds). “Future reimbursement” of \$11.4 million (Measure R, Measure M, Grants Funds). “Future fees” increases of \$2.6 million for the Tennis & Swim Center. If the City did not invest in capital next year then the deficit of \$12.5 million would be a positive surplus of \$7.7 million (difference between \$20.2 million capital projects and \$12.5 million deficit).

Capital Improvement Projects

MAJOR PROJECTS FUNDING SOURCES

Cash on Hand

- ◆ American Rescue Plan Act (ARPA)
- ◆ Deferred Maintenance
- ◆ Gas Tax
- ◆ General Fund

Future Reimbursement

- ◆ Grants
- ◆ Measure M Local
- ◆ Measure M Traffic
- ◆ Measure R Local
- ◆ Park & Recreation Improvement Fund

Future Fees

- ◆ Tennis & Swim Center

MAJOR PROJECTS BY DEPARTMENT

Public Works

- ◇ Mulholland Highway Improve Phase I & II
- ◇ State “Green” Street Project
- ◇ Calabasas Road Improvement

Community Services

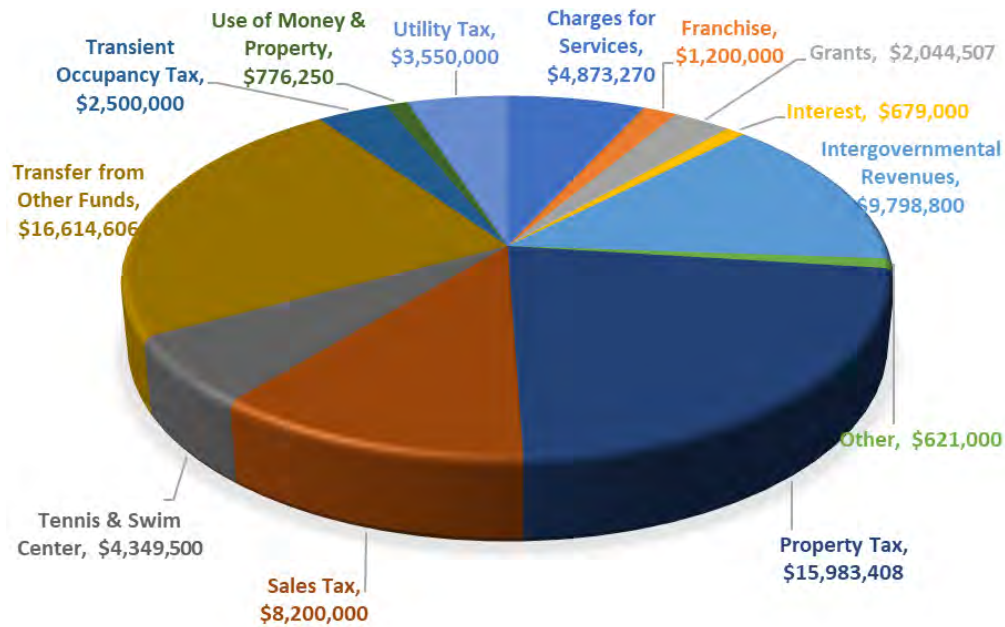
- ◇ Agoura Hills Calabasas Community Center
- ◇ Calabasas Tennis & Swim Center Roof Repair
- ◇ Calabasas Tennis & Swim Center Pool & Deck Repair
- ◇ Wild Walnut Park
- ◇ Playground Updates & Replacements

Communications


- ◇ Chambers Master Control Media & A/V

Revenues

TOTAL REVENUES—\$71,190,341



GENERAL FUND REVENUE—\$27,219,000

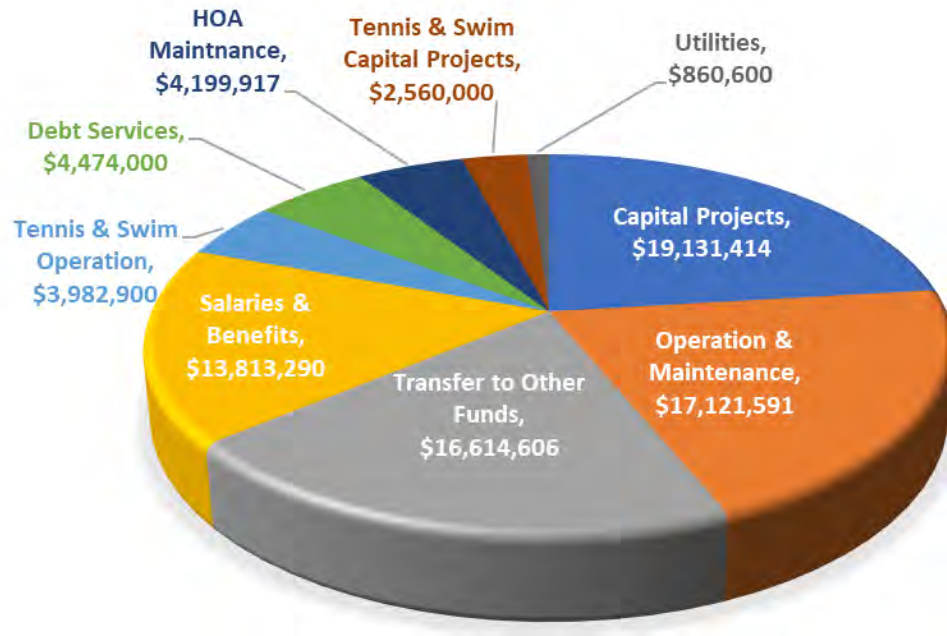


General Fund	FY 23/24 Revenue
Property Tax	\$ 4,930,000
Sales Tax	\$ 8,200,000
Utility User Tax	\$ 3,550,000
Intergovernmental-VLF	\$ 3,075,000
Transient Occupancy Tax	\$ 2,500,000
Building Permits	\$ 1,905,000
Other Revenue	\$ 1,799,000
Franchise Tax	\$ 925,000
Transfer from other Funds	\$ 335,000
Total	\$ 27,219,000

Other Revenue, 6.6%
Transfer from other Funds, 1.2%

Expenditures

TOTAL EXPENDITURES—\$83,728,818



GENERAL FUND EXPENDITURES—\$27,039,863



General Fund	Amount
Salaries & Benefits	\$ 9,681,099
Operation & Maintenance	\$ 7,824,616
Police Services	\$ 5,532,100
Transfer to Other Funds	\$ 2,966,648
Utilities	\$ 560,400
Capital Projects	\$ 475,000
Total	\$ 27,039,863



Budget Summary by Fund

**CITY OF CALABASAS
BUDGET SUMMARY BY FUND
Fiscal Years 2023/24 and 2024/25**

5/31/2023
version

FUND	DESCRIPTION	Proposed Activity					Proposed Activity					
		Estimated Beginning Fund Balance 7/1/2023	FY 2023/24 - Recommended		Estimated Fund Balance 6/30/2024	FY 2024/25 - Recommended		Estimated Fund Balance 6/30/2025				
			REVENUES	EXPENSES		INTERFUND TRANSFERS			REVENUES	EXPENSES	INTERFUND TRANSFERS	
						IN	OUT				IN	OUT
				179,137				756,445				
	GENERAL FUND											
10	GENERAL FUND	14,772,073	26,884,000	24,073,215	335,000	2,966,648	14,951,210	27,582,760	24,868,019	335,000	1,958,296	16,042,655
	SPECIAL REVENUE FUNDS											
11	RECOVERABLE PROJECTS	0	700,000	700,000	0	0	0	520,000	520,000	0	0	0
12	SOUTH COAST AIR QLTY MGMT DIST	231,844	35,000	140,000	0	0	126,844	36,400	0	0	0	163,244
13	PARK & RECREATION IMPROVEMENT	(34,305)	187,000	298,000	0	0	(145,305)	194,480	0	0	0	49,175
14	AB 939	1,739,691	292,000	171,933	0	0	1,859,758	303,680	178,810	0	0	1,984,628
15	GAS TAX	1,248,656	670,000	39,381	0	674,000	1,205,275	696,800	40,956	0	674,000	1,187,119
16	TRAFFIC MITIGATION FEES	1,652,886	27,000	0	0	0	1,679,886	28,080	0	0	0	1,707,966
18	AFFORDABLE HOUSING	1,689,877	25,000	0	0	0	1,714,877	25,000	0	0	0	1,739,877
19	LAS VIRGENES/LOST HILLS B & T	1,831,348	30,000	0	0	0	1,861,348	31,200	0	0	0	1,892,548
20	PROP A	1,322,612	655,000	66,652	0	411,200	1,499,760	681,200	69,318	0	411,200	1,700,442
21	LMD 22 - AD VALORUM	5,146,196	2,567,000	1,779,749	0	0	5,933,447	2,669,680	1,773,189	0	0	6,829,938
22	LLAD 22 - HOA	555,208	3,415,000	3,465,236	0	0	504,972	3,551,600	3,539,681	0	0	516,891
24	LLAD 24	(175,616)	230,100	324,652	0	0	(270,168)	239,304	332,958	0	0	(363,822)
25	PROP C	699,544	515,000	60,685	0	419,300	734,559	535,600	63,113	0	419,300	787,746
26	TDA-TRANSP DEVELOP ACT	(30,824)	4,900	0	0	0	(25,924)	5,096	0	0	0	(20,828)
27	LLAD 27	185,688	404,000	312,586	0	0	277,102	420,160	317,090	0	0	380,173
28	LIBRARY	2,717,068	2,558,000	1,864,160	3,000	776,000	2,637,908	2,659,720	2,157,928	3,000	776,000	2,366,701
29	TRANSIT	(216,145)	19,000	1,117,800	803,500	33,000	(544,445)	19,760	1,166,262	803,500	33,000	(920,447)
30	STORM DAMAGE	0	0	0	0	0	0	0	0	0	0	0
32	LLAD 32	(149,486)	36,408	64,685	0	0	(177,763)	37,864	65,712	0	0	(205,611)
33	USED OIL GRANT	(21,064)	10,900	7,000	0	0	(17,164)	11,336	7,280	0	0	(13,108)
34	MEASURE R - MTA LOCAL RETURN	(300,870)	349,000	35,804	0	132,000	(119,674)	362,960	37,236	0	132,000	74,050
35	COMM DEVELOP BLOCK GRANT	(48,729)	75,100	85,000	0	0	(58,629)	78,104	88,400	0	0	(68,925)
36	GRANTS	2,079,680	1,041,507	0	0	2,453,000	668,187	1,083,167	0	0	75,000	1,676,354
37	LOCAL LAW ENFORCE BLOCK GRANT	0	0	0	0	0	0	0	0	0	0	0
38	COPS - AB3229 GRANT	214,261	151,000	100,000	0	0	265,261	151,000	100,000	0	0	316,261
45	American Rescue Plan Act	6,777,456	75,000	4,585,000	0	0	2,267,456	78,000	1,262,400	0	0	1,083,056
46	DISASTER RECOVERY	3,651,143	60,000	1,015,500	0	0	2,695,643	62,400	1,056,120	0	0	1,701,923
47	MEASURE M - MTA LOCAL RETURN	(78,361)	401,000	603,559	0	25,000	(305,920)	417,040	205,701	0	25,000	(119,581)
49	MEASURE M -TRAFFIC IMPROVEMENT	(6,558,538)	3,385,800	0	0	8,220,458	(11,393,196)	3,521,232	0	0	3,500,000	(11,371,964)
55	AHCCC - COMMUNITY CENTER	(799,500)	2,275,520	2,575,668	1,099,648	0	(0)	1,316,141	1,407,436	91,296	0	0
60	MANAGEMENT RESERVE	4,900,817	125,000	0	0	0	5,025,817	130,000	0	0	0	5,155,817
61	CALABASAS PARK IMPROVEMENTS	0	0	0	0	0	0	0	0	0	0	0
62	MEASURE W - SAFE CLEAN WATER	781,748	397,000	0	0	54,000	1,124,748	412,880	0	0	54,000	1,483,628
63	ROAD MAINT & REHAB (RMRA-SB1)	914,597	589,000	47,700	0	350,000	1,105,897	612,560	49,608	0	350,000	1,318,849
64	QUIMBY ACT	4,597	0	0	0	0	4,597	0	0	0	0	4,597
65	OAK TREE MITIGATION	(69,777)	0	0	0	0	(69,777)	0	0	0	0	(69,777)
67	EMERGENCY COVID19	(122,905)	0	0	0	0	(122,905)	0	0	0	0	(122,905)
75	BRANDON'S VILLAGE	10,000	0	0	0	0	10,000	0	0	0	0	10,000
	Special Revenue Total	29,748,796	21,306,235	19,460,750	1,906,148	13,547,958	19,952,471	20,892,444	14,439,199	897,796	6,449,500	20,854,012

CITY OF CALABASAS
BUDGET SUMMARY BY FUND
Fiscal Years 2023/24 and 2024/25

5/31/2023
version

FUND	DESCRIPTION	Estimated Beginning Fund Balance 7/1/2023	Proposed Activity FY 2023/24 - Recommended					179,137	Proposed Activity FY 2024/25 - Recommended					756,445
			REVENUES	EXPENSES	INTERFUND TRANSFERS		Fund Balance 6/30/2024		REVENUES	EXPENSES	INTERFUND TRANSFERS		Fund Balance 6/30/2025	
					IN	OUT					IN	OUT		
<u>CAPITAL PROJECT FUNDS</u>														
39	MEASURE R - MTA TRANS PROJECTS	931,760	(5,000)	0	0	0	926,760	(5,000)	0	0	0	921,760		
40	CAPITAL IMPROVEMENT	(44,354)	0	11,568,700	11,758,458	0	145,404	0	4,660,000	4,660,000	0	145,404		
41	CIVIC CENTER CONSTRUCTION	0	0	0	0	0	0	0	0	0	0	0		
42	CITY HALL CAPITAL	1,098,256	20,000	0	0	0	1,118,256	20,800	0	0	0	1,139,056		
48	LIBRARY CAPITAL REPLACEMENT	1,576,984	30,000	100,000	0	0	1,506,984	31,500	200,000	0	0	1,338,484		
	Capital Project Fund Total	3,562,647	45,000	11,668,700	11,758,458	0	3,697,405	47,300	4,860,000	4,660,000	0	3,544,705		
<u>RESERVE FUND</u>														
70	DEFERRED MAINTENANCE	1,955,000	0	90,000	0	0	1,865,000	0	0	0	0	1,865,000		
<u>DEBT SERVICE FUNDS</u>														
80	CFD2018 (CFD98-1Com MelloRoos)	736,709	391,000	363,000	0	0	764,709	391,040	377,520	0	0	778,229		
81	1999 COP (Creekside,Civic Ctr)	0	0	0	0	0	0	0	0	0	0	0		
82	CFD 2001-1 (TheOaksMello-Roos)	0	0	0	0	0	0	0	0	0	0	0		
83	2005 COP (Refunding 1999 COP)	0	0	0	0	0	0	0	0	0	0	0		
84	CFD2017 (2006 Oaks Mello-Roos)	2,808,874	1,600,000	1,537,000	0	0	2,871,874	1,600,000	1,532,000	0	0	2,939,874		
85	2006 COP Civic CenterFinancing	0	0	0	0	0	0	0	0	0	0	0		
87	2015 COP (Civic Center Proj)	15,503	0	2,614,000	2,615,000	0	16,503	0	2,613,000	2,615,000	0	18,503		
	Debt Service Total	3,561,086	1,991,000	4,514,000	2,615,000	0	3,653,086	1,991,040	4,522,520	2,615,000	0	3,736,606		
CITY TOTALS		53,599,601	50,226,235	59,806,665	16,614,606	16,614,606	44,119,171	50,513,544	48,689,737	8,507,796	8,407,796	46,042,978		
<u>PROPRIETARY FUND</u>														
50	TENNIS & SWIM CENTER	615,045	4,349,500	7,307,547	0	100,000	(2,443,002)	4,523,480	4,976,749	0	100,000	(2,996,271)		
	PROPRIETARY FUND TOTAL	615,045	4,349,500	7,307,547	0	100,000	(2,443,002)	4,523,480	4,976,749	0	100,000	(2,996,271)		
<u>AUTHORITIES</u>														
86	Las Virgenes Parking Authority	28,574	0	0	0	0	28,574	0	0	0	0	28,574		
	AUTHORITIES TOTAL	28,574	0	0	0	0	28,574	0	0	0	0	28,574		
GRAND TOTALS 1		54,214,647	54,575,735	67,114,212	16,614,606	16,614,606	41,676,170	55,037,024	53,666,487	8,507,796	8,507,796	43,046,707		

CITY OF CALABASAS
EXPLANATION of NEGATIVE FUND BALANCES
Fiscal Years 2023/24 and 2024/25

Fund Description

13 PARK & RECREATION IMPROVEMENT

Grant money from LA County for developing or rebuilding parks. These are reimbursable; therefore City spends money first.

24 LLAD 24

Staff is addressing the deficit in the fund by reducing expenses, working with property owners to increase assessments and by proposing a 7.46% increase in the engineers report.

26 TDA-TRANSP DEVELOP ACT

These funds come from the State of CA and are specifically for bicycle transportation within the City. Usually, the projects are funded by the City and then a reimbursement request is sent to LA MTA.

29 TRANSIT

These funds come from Prop A, Prop C, Measure R & Measure M. This is 2% added on Sales Tax to fund transportation within LA County. These funds are disbursed by LA County based on population of the City of Calabasas. The City generally runs a deficit and then the cash arrives from LA County to pay the City back.

32 LLAD 32

Staff is addressing the deficit in the fund by reducing expenses, working with property owners to increase assessments and by proposing a 7.46% increase in the engineers report.

33 USED OIL GRANT

These are grant funds from the State of CA. The City spends money first on a project and then requests reimbursement from the State. This fund usually runs a small deficit until we receive the cash from the State.

34 MEASURE R - MTA LOCAL RETURN

This a 0.50% Sales Tax measure LA County for transportation. This fund is specifically for recording the cash received by the City and then it is disbursed. It usually runs a deficit.

35 COMM DEVELOP BLOCK GRANT

These are grant funds from the U.S. Federal Government. The City spends money first on a project and then requests reimbursement from LA County who manages the Federal grant. This fund usually runs a small deficit until we receive the cash from LA County.

47 MEASURE M - MTA LOCAL RETURN

This a 0.50% Sales Tax measure LA County for transportation. This fund is specifically for recording the cash received by the City and then it is disbursed. It usually runs a deficit.

49 MEASURE M -TRAFFIC IMPROVEMENT

This a 0.50% Sales Tax measure LA County for transportation. This fund is for the large transportation projects within the City and it operates like a grant whereby the City received specific funding for a specific project with cash allocations by fiscal year. The fund is usually in a deficit

65 OAK TREE MITIGATION

Developer Fees to provide landscaping and trees in public areas resulting from the increase in demand from additional development. Deficit will be reduced as new development occurs within the City.

67 EMERGENCY COVID19

This fund was established in March 2020 to account for the extra expenses the City was incurring to deal with the declared emergency. No revenue was recognized in this fund. Since the emergency is now over, Finance shall transfer these expenses to the General Fund by June 30, 2023 and zero out this fund.

50 TENNIS & SWIM CENTER

The large deficit is due to the large capital investment at the Tennis & Swim Center in the amount of \$2,560,000.

Fiscal Year 2023/24



CITY *of* CALABASAS

Detailed Budget

DETAILED BUDGET FY 2023-24 FY 2024-25

Budget Account	Account Name	FY 21/22 Actual	FY 22/23 Current Budget	FY 22/23 CY Estimate	FY 23/24 Recommended	FY 24/25 Recommended
Fund: 10 - General Fund						
Revenue						
<u>Division: 000 - Revenue</u>						
10-000-4010-00	Property Tax Secured	3,900,126	4,150,000	4,150,000	4,300,000	4,525,000
10-000-4010-01	Property Tax UnSecured	143,765	125,000	125,000	125,000	130,000
10-000-4010-02	Property Tax Unitary	89	-	-	-	-
10-000-4010-03	Property Tax Supplemental	127,210	100,000	100,000	100,000	105,000
10-000-4010-04	Property Tax Redemption	60,388	70,000	70,000	70,000	75,000
10-000-4010-05	Property Tax Refunds	(41,369)	(30,000)	(30,000)	(25,000)	(25,000)
10-000-4010-06	Property Tax Home Owner Exempt	18,030	20,000	20,000	20,000	20,000
10-000-4010-07	Property Tax Penalty	15,915	15,000	15,000	15,000	15,000
10-000-4010-10	Unsecured Prop Tax (not used)	-	-	-	-	-
10-000-4020-00	Sales and Use Tax	8,447,615	8,200,000	8,200,000	8,200,000	8,200,000
10-000-4030-00	Franchise Fee - Cable TV	294,970	300,000	300,000	300,000	310,000
10-000-4030-01	Franchise Fee Time Warner CP	-	-	-	-	-
10-000-4030-02	Franchise Fee TimeWarnSaratoga	-	-	-	-	-
10-000-4030-03	Franchise Fee Charter	-	-	-	-	-
10-000-4030-10	Franchise Fee - Edison	436,104	450,000	485,000	500,000	520,000
10-000-4030-20	Franchise Fee - Gas	103,557	105,000	121,000	125,000	130,000
10-000-4040-00	Transfer Tax	428,673	525,000	325,000	325,000	340,000
10-000-4050-00	Transient Occupancy Tax	2,108,153	2,200,000	2,200,000	2,500,000	2,650,000
10-000-4060-01	Utility Tax - Electric	2,161,900	2,200,000	2,200,000	2,300,000	2,390,000
10-000-4060-02	Utility Tax - Gas	556,773	600,000	600,000	650,000	675,000
10-000-4060-03	Utility Tax-Telecommunications	645,256	600,000	600,000	600,000	625,000
10-000-4140-00	Misc Permits & Fees	73,825	50,000	50,000	50,000	52,000
10-000-4140-01	Film Permits	41,648	30,000	30,000	30,000	31,200
10-000-4142-00	Rental Registration Fees	-	-	-	-	-
10-000-4160-00	Payroll Reimb-Little Learners	-	-	-	-	-
10-000-4163-00	Property Damage/Loss Reimburse	8,558	10,000	70,000	10,000	10,400
10-000-4163-10	Damage Reimb Woolsey Fire	-	-	-	-	-
10-000-4110-30	Investigative Fines	70,695	50,000	50,000	50,000	50,000
10-000-4110-40	Permit Technology Fees	-	-	55,000	-	-
10-000-4110-50	Recoverable Admin Fee	-	20,000	20,000	20,000	20,800
10-000-4210-00	Traffic Fines	34,147	30,000	30,000	40,000	40,000
10-000-4220-00	False Alarm Fines	1,900	10,000	10,000	10,000	10,400
10-000-4310-00	Vehicle License Fee	2,786,733	2,931,000	2,931,000	3,075,000	3,200,000
10-000-4314-00	FED - CARES Act Funding(COVID)	-	-	-	-	-
10-000-4496-01	EG Access Fee Time Warner CP	-	-	-	-	-
10-000-4496-02	EG Access Fee TimeWarnSaratg	-	-	-	-	-
10-000-4496-03	EG Access Fee Charter	-	-	-	-	-
10-000-4420-00	Miscellaneous	45,714	15,000	15,000	15,000	15,600
10-000-4420-01	Misc-Fingerprinting Reimb	-	-	-	-	-
10-000-4420-02	Misc-IT Staff Reimbursement	-	-	-	-	-
10-000-4420-03	Misc - Cash Recon & Adj	-	-	174	-	-
10-000-4420-04	Misc - CFD Admin Fees	65,000	65,000	65,000	65,000	67,600
10-000-4420-05	Misc - Unrecognized Revenue	-	10,000	10,000	-	-
10-000-4420-06	Misc - ReimburseRetireeMedical	-	-	-	-	-
10-000-4457-00	Candidate/Election Fees	-	-	-	-	-
10-000-4466-00	Donations	500	-	550	-	-
10-000-4491-00	Code Enforcement Reimbursement	1,000	5,000	-	1,000	1,040
10-000-4496-00	EG Access Fee	108,406	110,000	110,000	110,000	114,400
10-000-4110-00	Building Fees	1,108,981	1,100,000	1,100,000	1,200,000	1,170,000
10-000-4110-01	Building Fees - Electrical	329,397	250,000	250,000	300,000	260,000

DETAILED BUDGET FY 2023-24 FY 2024-25

Budget Account	Account Name	FY 21/22 Actual	FY 22/23 Current Budget	FY 22/23 CY Estimate	FY 23/24 Recommended	FY 24/25 Recommended
10-000-4110-02	Building Fees - Mechanical	71,810	75,000	75,000	90,000	80,000
10-000-4110-03	Building Fees - Plumbing	101,448	100,000	100,000	100,000	105,000
10-000-4110-04	Building Fees - Technology	-	-	-	-	-
10-000-4110-10	Planning Fees	168,458	125,000	125,000	150,000	155,000
10-000-4110-20	Engineering Fees	39,256	50,000	50,000	65,000	65,000
10-000-4141-00	Bid & Plan	-	-	-	-	-
10-000-4311-00	Las Virgenes Parking Admin	61,354	60,000	130,000	75,000	78,000
10-000-4400-06	De Anza / LH After-School Camp	-	-	-	-	-
10-000-4415-06	AC Stelle Sports Leagues	-	35,000	35,000	35,000	36,400
10-000-4421-00	Reimbursement for Sheriff Svc	67,386	60,000	60,000	60,000	62,400
10-000-4421-02	Rebates & Refunds	-	5,000	5,000	5,000	5,200
10-000-4421-03	Copy Fees	1,988	5,000	5,000	5,000	5,200
10-000-4421-04	Charging Station Fees	11,424	10,000	10,000	10,000	10,400
10-000-4421-10	De Anza Event Insurance	21,761	15,000	16,000	15,000	15,600
10-000-4440-00	Landfill - Road Maintenance	-	-	-	-	-
10-000-4450-01	Creekside PreSchool Registrati	-	-	-	-	-
10-000-4450-03	Creekside Holiday Camp	-	-	-	-	-
10-000-4450-04	Creekside Classes	130	-	-	-	-
10-000-4450-06	Creekside PR Reimbursement	110,770	94,000	94,000	95,000	98,800
10-000-4460-00	De Anza Recreation ProgramFees	74,540	65,000	71,200	80,000	80,000
10-000-4460-01	De Anza Youth Sport Leagues	147,753	100,000	100,000	100,000	104,000
10-000-4460-05	4th of July Revenue	2,931	36,000	36,040	35,000	35,000
10-000-4460-06	Facility Rental - AE Wright	-	-	-	-	-
10-000-4460-07	AE Wright Sport Leagues	19,230	33,000	30,000	30,000	31,200
10-000-4460-09	Pumpkin Festival	72,268	85,000	80,000	85,000	88,400
10-000-4460-11	Recreation Processing Fees	1,440	20,000	17,607	10,000	10,400
10-000-4460-20	Orchestra Ticket	-	-	-	-	-
10-000-4460-25	Special Events	1,795	8,000	5,000	5,000	5,200
10-000-4460-29	Spring Eggstreme	-	-	-	-	-
10-000-4460-30	Calabasas Fine Arts Festival	-	-	-	-	-
10-000-4460-60	Teen Events	-	-	-	-	-
10-000-4462-00	Senior Center Membership	11,892	50,000	50,000	50,000	52,000
10-000-4462-01	Senior Center Rentals	496	4,000	4,000	5,000	5,200
10-000-4462-02	Senior Center Daily Fees	2,638	18,000	18,000	15,000	15,600
10-000-4462-03	Senior Center Program Fees	236,650	210,000	210,000	210,000	218,400
10-000-4467-00	Videotape/DVD Sales	-	-	-	-	-
10-000-4467-02	Scanning Fees	15,121	20,000	20,000	15,000	15,600
10-000-4620-11	Transit Fares	-	-	-	-	-
10-000-4840-03	Refunds - De Anza Park	(432)	-	-	-	-
10-000-4840-06	Refunds - Special Events	-	-	-	-	-
10-000-4840-07	Refunds - Youth Sports Leagues	-	-	-	-	-
10-000-4840-08	Refunds - ACStelle Youth Sport	-	-	-	-	-
10-000-4840-09	Refunds - Senior Center	(298)	-	-	-	-
10-000-4840-10	Refunds - Fees	-	-	-	-	-
10-000-4161-00	Sale/Disposal of Asset	-	-	-	-	-
10-000-4325-00	Consolidated Election	-	10,000	8,930	-	-
10-000-4400-01	De Anza Court Rental	-	5,000	5,000	5,000	5,200
10-000-4400-02	De Anza Picnic Rental	17,351	6,500	6,500	7,000	7,280
10-000-4400-03	Facility Rental - De Anza	6,630	15,000	14,247	10,000	10,400
10-000-4400-05	De Anza Vending Machine	397	1,000	1,000	1,000	1,040
10-000-4400-10	Facility Rental - Lupin Hill	-	90,000	90,000	90,000	93,600
10-000-4409-00	Loan Receipt	4,530	5,000	5,000	5,000	5,200
10-000-4410-00	Interest Income	347,379	350,000	100,000	100,000	104,000

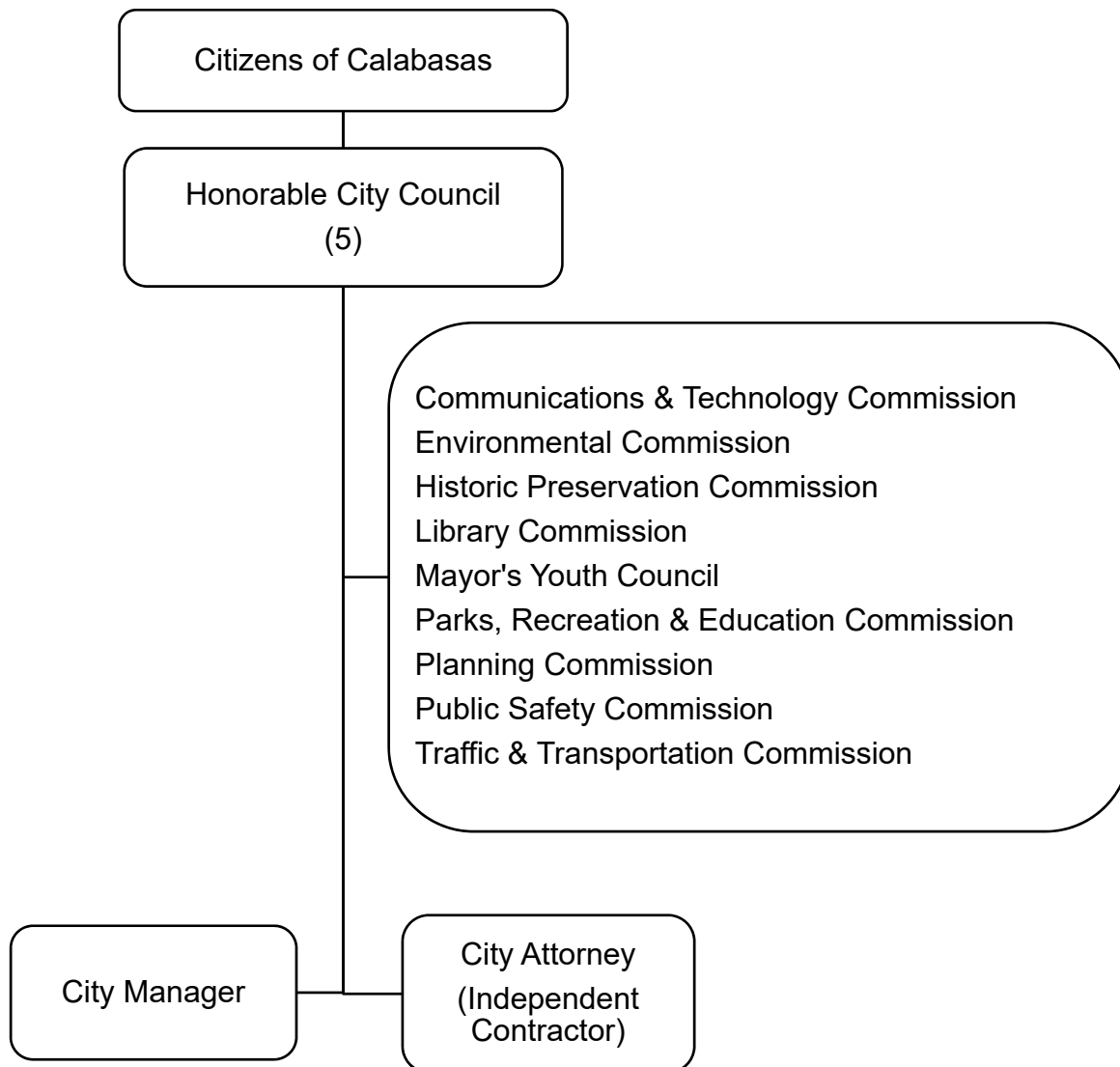
DETAILED BUDGET FY 2023-24 FY 2024-25

Budget Account	Account Name	FY 21/22 Actual	FY 22/23 Current Budget	FY 22/23 CY Estimate	FY 23/24 Recommended	FY 24/25 Recommended
10-000-4411-00	Fair Market Value Investments	(1,347,652)	-	-	-	-
10-000-4415-03	Facility Rental - AC Stelle	37,659	35,000	35,000	35,000	36,400
10-000-4450-05	Facility Rental - Creekside	157,398	100,000	100,000	100,000	104,000
10-000-4451-00	Facility Rental - Gates Cyn	7,456	5,000	5,000	5,000	5,200
10-000-4452-00	Facility Rental - Grape Arbor	20,031	20,000	14,752	5,000	5,200
10-000-4453-00	Facility Rental - Civic Center	2,004	10,000	10,000	10,000	10,400
10-000-4454-00	Facility Rental Deposits	-	-	-	-	-
10-000-4464-00	Lease Income	85,547	85,000	85,000	85,000	88,400
10-000-4621-00	Malibu Creek Watershed EWMP	-	-	-	-	-
10-000-4900-00	Indirect Cost Plan	335,000	335,000	335,000	335,000	335,000
10-000-4900-14	Transfer in AB 939	-	-	-	-	-
10-000-4900-16	Transfer in Developr ImpactFee	-	-	-	-	-
10-000-4900-20	Transfer in Prop A	-	-	-	-	-
10-000-4900-25	Transfer in Prop C	-	-	-	-	-
10-000-4900-29	Transfer in Transit	-	-	-	-	-
10-000-4900-33	Transfer in Used Oil Grant	-	-	-	-	-
10-000-4900-36	Transfer in Grant Fund	-	10,000	-	-	-
10-000-4900-39	Transfer in Measure R Trans	-	10,000	-	-	-
10-000-4900-49	Transfer in Measure M	13,476	-	12,000	-	-
10-000-4900-87	Transfer in 2015 COP	-	-	-	-	-
10-518-4462-04	Senior Center Donation/Sponsor	-	-	-	-	-
		<u>25,012,674</u>	<u>26,691,500</u>	<u>26,452,000</u>	<u>27,219,000</u>	<u>27,917,760</u>
Total Fund 10 Revenue		25,012,674	26,691,500	26,452,000	27,219,000	27,917,760



City Council (Division 111,112)

The City of Calabasas operates under a Council/Manager form of government. The five City Councilmembers are elected at-large to serve four-year staggered terms. The Mayor is selected by the Council to serve a one-year term. The City Council sets the policy direction for City operations and programs, approves the annual budget and provides direction for the City's interaction with other governmental jurisdictions. The City Council appoints the City Manager to implement and administer Council decisions and policy directives. The City Council appoints the City Attorney. The City Council serves as the governing body of the Public Finance Authority.



DETAILED BUDGET FY 2023-24 FY 2024-25

Budget Account	Account Name	FY 21/22 Actual	FY 22/23 Current Budget	FY 22/23 CY Estimate	FY 23/24 Recommended	FY 24/25 Recommended
Expenditure						
<u>Division: 111 - Legislation & Policy</u>						
10-111-5221-00	Special Dept. Supplies	5,066	5,000	5,000	6,000	6,000
10-111-5221-13	Special Dept Sup- J Bozajian	5,309	5,000	5,000	6,000	6,000
10-111-5221-14	Special Dept Sup- MS Maurer	1,295	5,000	4,494	-	-
10-111-5221-16	Special Dept Sup- F Gaines	-	-	-	-	-
10-111-5221-17	Special Dept Sup- L Martin	-	-	-	-	-
10-111-5221-18	Special Dept Sup- D Shapiro	5,352	5,000	5,000	6,000	6,000
10-111-5221-19	Special Dept Sup- A Weintraub	1,436	5,000	5,000	6,000	6,000
10-111-5221-20	Special Dept Sup- P Kraut	478	5,000	5,000	6,000	6,000
10-111-5221-21	Special Dept Sup- E Albrecht	-	-	5,000	6,000	6,000
10-111-5226-00	Dues and Memberships	47,989	48,000	48,000	50,000	52,000
10-111-5235-00	Computer Hardware	-	-	-	-	-
10-111-5252-06	Special Events	12,158	15,000	16,000	15,000	15,600
10-111-5270-00	Business Meeting & Conference	20,213	31,000	31,000	33,000	34,320
		<u>99,296</u>	<u>124,000</u>	<u>129,494</u>	<u>134,000</u>	<u>137,920</u>



Boards & Commissions (Department 112)

Commissions:

- Architectural Review Panel (ARP)
 - Meet with applicants and provides design critiques, encouraging individual building scale and character consistent with the existing community. Includes review of commercial projects with signage, as well residential projects with scenic corridors.
- Art in Public Places Advisory Commission
 - Provides general overview of the art in public places program to foster the creation and placement of enduring original artwork throughout the City.
- Development Review Committee (DRC)
 - Provide applicants with review comments and coordination of responses when there are overlapping jurisdictional requirements required.
- Library Commission
 - Act in an advisory capacity to the City Council in matters pertaining to the management, administration, operation, development, improvement and maintenance of the municipal libraries
- Communications and Technology Commission (CTC)
 - Dedicated to ensuring that the City of Calabasas is up to date with technologies that will enhance the quality of life for residents at home, school, work and recreation. Advise City Council on matters relating to the City's cable television franchises, video services, telecommunications issues, communication technology, and other relevant technologies. The commission acts as a planning commission when reviewing and approving wireless telecommunications facilities.
- Community Development Director's Hearing (CDDH)
 - Under the City's Development Code, small projects (minor development permits) in designated scenic corridors and special overlay zones of the City are reviewed at a public hearing where the Community Development Director serves as the hearing officer. Minor development permits are required for residential accessory structures, including decks, fences, walls, gazebos and patio covers, ground floor additions to single-family homes, additions above the ground floor not exceeding two hundred (200) square feet, certain signs and tennis courts. Additionally, the keeping of large farm animals (cows, horses, etc.), and hobby farms anywhere in the City require a minor development permit as well.
- Environmental Commission
 - Team continuously monitor and improve the quality of life for all species and quality of resources by providing ideas and information which advocate for the community's vision. Commission aids the Planning Department and City Council by reviewing City ordinances and state mandates, identifying environmental goals.

- Historic Preservation Commission
 - Primarily serves as a citizen oversight body for the City's historic preservation policies and programs. Secondly, serves as a review body for development projects proposed within the Old Town Calabasas area.
- Mayor's Youth Council
 - Provides recommendations to the City Council on matters of interest to the young people in the City of Calabasas community.
- Parks, Recreation and Education
 - Act in an advisory capacity to the City Council for matters pertaining to park recreation and programs. Also serve as educational advocates and advisors to the Calabasas community
- Planning Commission
 - Prepares and recommends a comprehensive long-term General Plan and amendments. Makes recommendations to the City Council on proposed zoning ordinances, conditional use permits/exceptions.
- Public Safety Commission
 - Advise the City Council on matters related to public safety, crime/fire prevention, emergency preparedness/response, service contracts with public safety agencies, and other related matters. Makes recommendations regarding budgets within their prevue.
- Traffic & Transportation Commission (TTC)
 - Act in an advisory capacity to the City Council, assisting with determination of overall traffic and circulation goals of the community. May make recommendation to the City Council regarding traffic control devices.

DETAILED BUDGET FY 2023-24 FY 2024-25

Budget Account	Account Name	FY 21/22 Actual	FY 22/23 Current Budget	FY 22/23 CY Estimate	FY 23/24 Recommended	FY 24/25 Recommended
<u>Division: 112 - Boards & Commissions</u>						
10-112-5221-00	Special Dept. Supplies	87	1,000	1,000	1,000	1,040
10-112-5222-00	Printing	69	1,000	1,000	1,000	1,040
10-112-5226-00	Dues and Memberships	-	-	-	-	-
10-112-5252-00	Contractual Services	3,000	5,000	5,000	4,000	5,200
10-112-5262-01	Mayor's Youth Council	42	5,000	5,000	4,000	5,200
10-112-5270-00	Business Meeting & Conference	-	2,000	2,000	2,000	2,080
10-112-5553-00	Sister City	-	-	-	-	-
		3,198	14,000	14,000	12,000	14,560



City Attorney (Department 121)

City Attorney services are provided by a law firm approved by the Council. The City Attorney is appointed by the Council on a contract basis and is responsible for administration of the legal affairs of the City and represents the City in litigation and hearings. The City Attorney prepares or reviews all ordinances, resolutions, contracts, and other legal instruments and renders legal advice and opinions to City Council, City Manager, and other departments.

City Attorney services are provided by Colantuono, Highsmith & Whatley, PC.

DETAILED BUDGET FY 2023-24 FY 2024-25

Budget Account	Account Name	FY 21/22 Actual	FY 22/23 Current Budget	FY 22/23 CY Estimate	FY 23/24 Recommended	FY 24/25 Recommended
<u>Division: 121 - Legal</u>						
10-121-5250-10	Contractual Svcs-Gen'l Matter	345,362	300,000	300,000	300,000	312,000
10-121-5250-11	Contractual Svcs-HR Matters	7,356	10,000	10,000	10,000	10,400
10-121-5250-15	Contractual Svcs-Spl.Counsel	-	-	-	-	-
10-121-5250-20	Contractual Svcs-Litigation	1,958	3,000	3,000	3,000	3,120
10-121-5250-26	Settlement Payment	-	-	-	-	-
10-121-5250-78	West Village Lawsuit	1,187	-	3,000	-	-
10-121-5416-02	Settlement Payment	-	-	-	-	-
		<u>355,863</u>	<u>313,000</u>	<u>316,000</u>	<u>313,000</u>	<u>325,520</u>



City Clerk (Division 131)

The City Clerk oversees the Department and performs a wide variety of duties, many of which are mandated by law.

The City Clerk provides internal support services for the operation of the City:

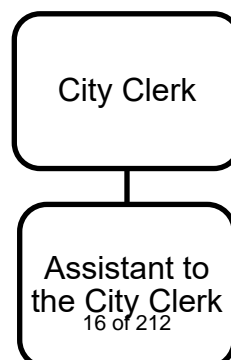
- Prepares and distributes [City Council agendas](#) and attends City Council meetings
- Records and communicates all Council legislative actions and proceedings in meetings, ordinances, resolutions and [minutes](#)
- Assures publication and posting of legal notices as mandated by State law
- Coordinates the execution of ordinances, resolutions, contracts, agreements, and other official documents approved by the City Council
- Conducts bid openings
- Accepts service of summons, subpoenas, and other legal documents on behalf of the City and its officials
- Coordinates recruitments for [Commission](#) appointments
- Staffs the main reception area for City Hall
- Coordinates the continuous codification of the [Calabasas Municipal Code](#)
- Administers the City's records management program
- Maintains and preserves official City documents and records in accordance with Federal, State legal mandates and local policies
- Provides access to information and public records in compliance with the [Public Records Act](#)
- Publishes the annual update of the Local Appointments List ([Maddy Act](#))
- Maintains and updates the City's Conflict of Interest Code
- Attests, seals, and/or certifies official documents

In compliance with the [Political Reform Act](#), the City Clerk serves as the Local Filing Officer for the [Fair Political Practices Commission \(FPPC\)](#) and coordinates the filing of all campaign disclosure statements for all local candidates and campaign committees and Statements of Economic Interest (Form 700) for members of the City Council, designated employees, and Commissioners per the City's Conflict of Interest Code. The City Clerk also facilitates biennial Ethics Training in compliance with [AB 1234](#) and Sexual Harassment Prevention Training, in compliance with [AB 1661](#).

The City Clerk serves as the City's Election Official and, in compliance with the [California Elections Code](#), administers all [municipal elections](#) and performs oaths of office for elected and appointed officials.

The City Clerk manages the Passport Acceptance Facility.

The City Clerk serves as staff liaison to the [Mayor's Youth Council](#).



DETAILED BUDGET FY 2023-24 FY 2024-25

Budget Account	Account Name	FY 21/22 Actual	FY 22/23 Current Budget	FY 22/23 CY Estimate	FY 23/24 Recommended	FY 24/25 Recommended
<u>Division: 131 - City Clerk</u>						
10-131-5220-00	Office Supplies	1,115	1,500	1,500	1,500	1,560
10-131-5221-00	Special Dept. Supplies	77	700	700	700	728
10-131-5222-00	Printing	4,499	3,000	3,000	3,000	3,120
10-131-5226-00	Dues and Memberships	1,448	1,000	1,000	1,000	1,000
10-131-5228-00	Publications	4,792	5,000	5,000	5,000	5,200
10-131-5235-01	Computer Software	42,025	-	-	-	-
10-131-5252-00	Contractual Services	43,310	57,000	57,000	54,000	55,000
10-131-5257-00	Elections	572	65,000	65,000	5,000	5,200
10-131-5265-00	Advertising	3,033	3,000	3,000	3,000	3,120
10-131-5270-00	Business Meeting & Conference	-	500	2,000	1,000	1,040
10-131-5285-00	Training	1,637	2,000	2,500	2,000	2,080
10-131-5416-00	Miscellaneous Expenditure	59	100	100	100	104
10-131-5430-00	Mileage Reimbursement	14	400	400	400	416
		<u>102,581</u>	<u>139,200</u>	<u>141,200</u>	<u>76,700</u>	<u>78,568</u>



Administrative Services Department (Department 132, 133)

The Administrative Services Department includes Administrative Services and Human Resources/Risk Management and oversees the following internal programs and operations:

Workers' Compensation & Risk Management - The California JPIA provides workers' compensation coverage that includes benefits to employees who are injured or become ill as a result of work-related activities. The CAJPIA also provides risk management services to the City.

Community Development Block Grant (CDBG) Program - The City of Calabasas utilizes Federal Community Development Block Grant (CDBG) funding to provide housing rehabilitation and public service programs to serve the needs of its low- and moderate-income residents.

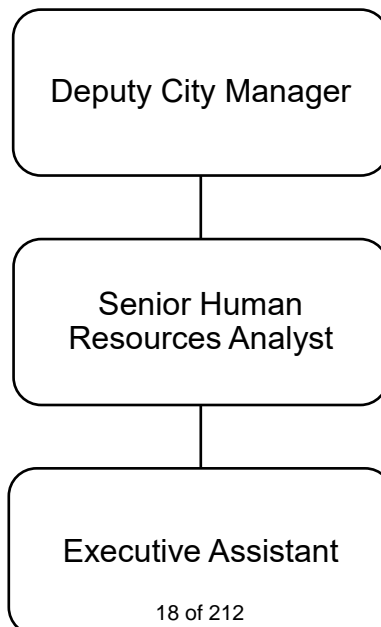
Las Virgenes Parking Administration - The City of Calabasas is the lead agency for the Las Virgenes Parking Administration (LVPA).

Homelessness - The City of Calabasas has partnered with County of Los Angeles and other regional non-profit providers to offer a multi-disciplinary and collaborative response to homelessness.

Clean Power Alliance - Clean Power Alliance (CPA) is a community choice energy (CCE) program composed of 32 communities across Los Angeles and Ventura Counties.

Los Angeles County Sheriff's Department - Law enforcement services are provided to residents through a contract with the Los Angeles County Sheriff's Department.

The Human Resources Division serves the City's seven departments and its employees by overseeing the City's recruitment and selection process, employee relations, compensation, health plan administration, files and records, workers' compensation and personnel administration.



DETAILED BUDGET FY 2023-24 FY 2024-25

Budget Account	Account Name	FY 21/22 Actual	FY 22/23 Current Budget	FY 22/23 CY Estimate	FY 23/24 Recommended	FY 24/25 Recommended
<u>Division: 132 - Administrative Services</u>						
10-132-5220-00	Office Supplies	567	1,100	1,100	1,100	1,144
10-132-5221-00	Special Dept. Supplies	-	-	-	-	-
10-132-5222-00	Printing	140	-	449	-	-
10-132-5226-00	Dues and Memberships	444	1,000	1,200	1,200	1,200
10-132-5228-00	Publications	-	-	-	-	-
10-132-5229-00	State Required Fingerprinting	-	-	1,000	1,000	1,040
10-132-5235-00	Computer Hardware	-	-	-	-	-
10-132-5252-00	Contractual Services	44,393	2,000	15,000	15,000	15,600
10-132-5257-00	Elections	-	-	-	-	-
10-132-5265-00	Advertising	3,229	2,000	2,000	2,000	2,080
10-132-5270-00	Business Meeting & Conference	888	800	3,000	2,000	2,080
10-132-5280-00	Tuition Reimbursement	-	25,000	25,000	23,500	23,500
10-132-5285-00	Training	764	1,500	1,700	1,500	1,560
10-132-5416-00	Miscellaneous Expenditure	8,344	300	1,281	2,000	2,080
10-132-5430-00	Mileage Reimbursement	238	300	300	300	312
		<u>59,007</u>	<u>34,000</u>	<u>52,030</u>	<u>49,600</u>	<u>50,596</u>



Non-Departmental (Department 134)

The Non-Departmental Division consists of those shared costs commonly referred to as the “General Overhead”. These are shared expenses related to City Hall operations, (e.g., CJPIA insurance, common office supplies, copiers, and utilities).

These costs cannot easily be associated with any particular department and thus cannot be directly charged to department budgets.

These costs are different than the Cost Allocation Plan which includes allocating costs associated with certain departments in the General Fund out to other departments and funds. The theory, as defined in OMB circular A87, is that the costs associated with certain “overhead” functions in the General Fund (including salaries, services, facility usage, etc.) can be appropriately charged to “user” departments, such as streets/roads, parks, utilities, community development, etc. The document takes all costs charged to the “overhead” departments (City Manager, Administrative Services, City Clerk, City Attorney, Finance, Parks and Recreation (Administration), and Public Works (Administration)), determines how much effort in each function is spent on each “user” department, and spreads the costs accordingly.

DETAILED BUDGET FY 2023-24 FY 2024-25

Budget Account	Account Name	FY 21/22 Actual	FY 22/23 Current Budget	FY 22/23 CY Estimate	FY 23/24 Recommended	FY 24/25 Recommended
<u>Division: 134 - Non-Departmental</u>						
10-134-5163-00	Reimbursable Loss Exp	-	-	-	-	-
10-134-5200-00	Liability Insurance	638,953	788,930	788,930	895,755	931,585
10-134-5200-01	Unemployment Insurance	40,352	15,000	15,000	15,000	15,600
10-134-5200-02	Workers Compensation Insurance	230,627	127,253	127,253	192,566	200,269
10-134-5200-03	Property Insurance	116,005	122,091	122,091	150,377	156,392
10-134-5200-04	Crime Insurance	1,612	1,741	1,741	1,778	1,849
10-134-5200-05	Pollution Insurance	5,456	5,892	5,892	5,339	5,553
10-134-5201-00	State Administrative Cost	61,799	50,000	50,000	50,000	52,000
10-134-5201-01	County Administrative Fee	52,782	50,000	53,703	50,000	52,000
10-134-5220-00	Office Supplies	2,309	7,000	7,000	7,000	7,280
10-134-5221-00	Special Dept. Supplies	2,207	6,000	5,000	5,000	5,200
10-134-5221-09	Facility Repairs	-	5,000	5,000	5,000	5,200
10-134-5221-10	Emergency Services	-	5,000	5,000	5,000	5,200
10-134-5222-00	Printing	8,978	26,000	26,000	26,000	27,040
10-134-5223-00	Kitchen Supplies	15,417	11,000	12,328	15,000	15,600
10-134-5224-00	Furniture & Fixtures	18	1,000	1,000	1,000	1,040
10-134-5226-00	Dues and Memberships	3,405	2,000	5,864	5,000	5,200
10-134-5227-00	Storage Rental	7,214	7,000	7,000	7,000	7,280
10-134-5230-00	Postage / Courier Service	10,287	15,000	15,000	15,000	15,600
10-134-5231-00	Bank & Merchant Fees	147,457	100,000	100,000	125,000	130,000
10-134-5231-11	Recreation Processing Fees	-	-	-	-	-
10-134-5233-00	Contribution to Others	250,000	255,000	255,000	255,000	265,200
10-134-5233-01	Contribution to Chamber of Com	40,000	40,000	40,000	40,000	41,600
10-134-5233-03	Humanitarian Aid	-	25,000	25,000	25,000	26,000
10-134-5233-04	Contribution to Rotary Club	-	-	-	-	-
10-134-5233-06	Relay for Life	-	5,000	-	5,000	5,200
10-134-5233-07	California Theater Festival	-	-	-	-	-
10-134-5234-01	Art Rental	-	-	-	-	-
10-134-5235-00	Computer Hardware	-	-	-	-	-
10-134-5236-01	California Contract Cities	-	-	-	-	-
10-134-5238-00	Rent Equipment	-	-	-	-	-
10-134-5239-00	Equipment Maintenance	3,065	10,000	10,000	10,000	10,400
10-134-5240-00	Utilities - Electric	-	-	-	-	-
10-134-5252-00	Contractual Services	30,000	20,000	20,000	20,000	1,000
10-134-5252-24	Property Damage & Repairs	-	-	-	-	-
10-134-5252-57	Mass Notification System	29,344	30,000	30,000	30,000	31,200
10-134-5252-84	Parking Enforcement	52,038	45,000	65,000	65,000	67,600
10-134-5253-17	Film Festival	-	-	-	-	-
10-134-5270-00	Business Meeting & Conference	1,025	-	-	-	-
10-134-5416-00	Miscellaneous Expenditure	3,112	1,000	2,000	2,000	2,080
10-134-5416-10	Cash Over/Short	-	-	-	-	-
10-134-5419-01	Reimbursable Expense	-	-	-	-	-
10-134-5500-01	Security	-	-	1,160	-	-
10-134-6503-78	Capital Needs Assessment	18,458	51,000	51,000	50,000	-
10-134-6550-00	Open Space	-	20,000	-	-	-
10-134-9900-24	Transfer to LMD 24	-	-	-	-	-
10-134-9900-26	Transfer to TDA-Trans Dev Act	-	-	-	-	-
10-134-9900-28	Transfer to Library Fund	-	3,000	3,000	3,000	3,000
10-134-9900-30	Transfer to Storm Damage	-	-	-	-	-
10-134-9900-32	Transfer to LMD 32	-	-	-	-	-
10-134-9900-33	Transfer to Used Oil Grant	-	-	-	-	-
10-134-9900-36	Transfer to Grants	-	-	-	-	-

DETAILED BUDGET FY 2023-24 FY 2024-25

Budget Account	Account Name	FY 21/22 Actual	FY 22/23 Current Budget	FY 22/23 CY Estimate	FY 23/24 Recommended	FY 24/25 Recommended
10-134-9900-38	Transfer to COPS Grant	-	-	-	-	-
10-134-9900-39	Transfer to Measure R CIP	-	-	-	-	-
10-134-9900-40	Transfer to Capital	46,171	25,000	25,000	25,000	25,000
10-134-9900-55	Transfer to AHCCC	-	-	-	1,099,648	91,296
10-134-9900-60	Transfer to Management Reserve	-	-	-	-	-
10-134-9900-83	Transfer to 2005 COP	-	-	-	-	-
10-134-9900-85	Transfer to 2006 COP	-	-	-	-	-
10-134-9900-86	Transfer to LVPA	-	-	-	-	-
10-134-9900-87	Transfer to 2015 COP	1,843,762	1,840,000	1,840,000	1,839,000	1,839,000
		<u>3,661,853</u>	<u>3,715,907</u>	<u>3,720,962</u>	<u>5,045,463</u>	<u>4,048,464</u>

Fiscal Year 2023/24



CITY of CALABASAS

Personnel Services

(Department 135)

The Personnel Services Division consolidates the General Fund full-time and part-time staff salary and benefit costs into one central division. The costs are delineated by direct salary and wage costs and all the associated benefits provided by the City. For example: CalPERS Retirement, Medical Insurance, Dental Insurance, Vision Insurance, Life Insurance, etc.

DETAILED BUDGET FY 2023-24 FY 2024-25

Budget Account	Account Name	FY 21/22 Actual	FY 22/23 Current Budget	FY 22/23 CY Estimate	FY 23/24 Recommended	FY 24/25 Recommended
<u>Division: 135 - Payroll</u>						
10-135-5100-00	Full Time Salaries	4,997,094	5,589,101	5,589,101	5,820,167	6,052,974
10-135-5100-02	Full Time Employee Overtime	28,020	30,000	37,190	30,000	31,200
10-135-5103-01	CalPERS City Paid EmployeeCost	260,410	324,758	324,758	294,752	306,542
10-135-5103-02	CalPERS Employer Cost	468,640	574,415	574,415	622,159	647,045
10-135-5103-03	CalPERS Unfunded Liability	461,983	572,367	572,367	514,283	534,854
10-135-5103-04	CalPERS Survivor Benefit	1,281	1,456	1,456	1,378	1,433
10-135-5104-00	Benefits	158,134	229,515	229,515	285,780	297,211
10-135-5104-01	Retiree Medical Benefits	153,040	138,804	138,804	156,384	162,639
10-135-5104-02	Medical Insurance	925,290	1,147,963	1,147,963	946,870	984,745
10-135-5104-03	Dental Insurance	58,243	68,614	68,614	63,605	66,149
10-135-5104-04	Vision Insurance	11,680	13,930	13,930	12,747	13,257
10-135-5104-05	Short Term Disability	18,034	30,362	30,362	29,800	30,992
10-135-5104-06	Long Term Disability	8,700	10,508	10,508	10,419	10,836
10-135-5104-07	Life Insurance	12,666	15,015	15,015	14,752	15,342
10-135-5104-08	Accidental Death & Dismember	3,047	3,804	3,804	3,733	3,882
10-135-5104-09	Employee Assistance Program	2,427	2,830	2,830	2,468	2,567
10-135-5106-00	Employer Taxes	11,347	-	51	-	-
10-135-5106-01	Medicare	88,390	97,669	97,669	86,714	90,183
10-135-5106-02	Social Security	6,402	5,986	5,986	-	-
10-135-5109-00	Hourly Employees	539,748	700,000	700,000	625,000	625,000
10-135-5109-02	Hourly Employee Overtime	-	-	-	-	-
10-135-5110-00	Auto Allowance	48,140	43,200	43,200	45,090	46,894
10-135-5110-01	457 Match	62,698	115,512	115,512	114,998	119,598
10-135-5252-00	Contractual Services	-	-	-	-	-
		8,325,414	9,715,809	9,723,050	9,681,099	10,043,343

Fiscal Year 2023/24



CITY of CALABASAS

Civic Center O&M **(Department 136)**

The Administrative Services Department includes Civic Center Operations and Maintenance. Facilities engineering is in charge of and responsible for the care and maintenance of the Civic Center. Duties include: HVAC, lighting controls and fixtures, plumbing (except irrigation), fire/life/safety systems, standby emergency power, elevators, and janitorial services.

DETAILED BUDGET FY 2023-24 FY 2024-25

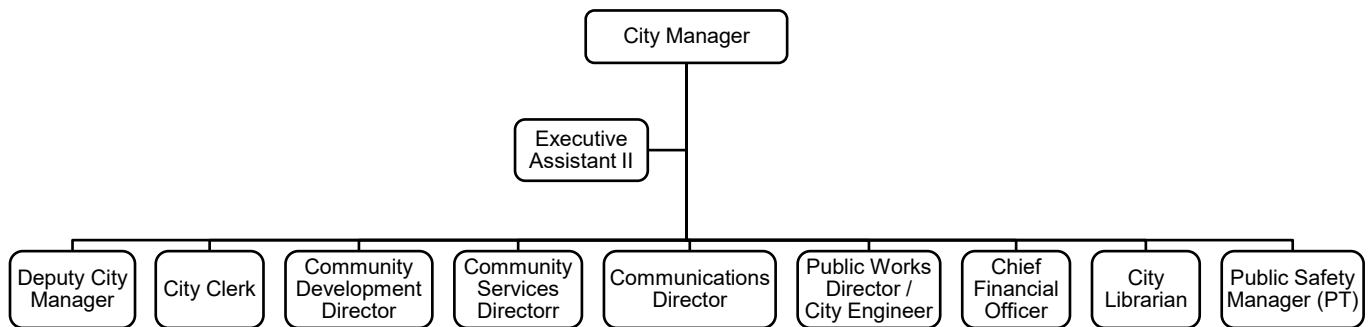
Budget Account	Account Name	FY 21/22 Actual	FY 22/23 Current Budget	FY 22/23 CY Estimate	FY 23/24 Recommended	FY 24/25 Recommended
<u>Division: 136 - Civic Center O&M</u>						
10-136-5221-00	Special Dept. Supplies	5,327	10,000	10,000	10,000	10,000
10-136-5221-03	Facility Maintenance	77,223	65,000	65,000	65,000	67,600
10-136-5238-00	Rent Equipment	155	1,000	1,524	1,000	1,040
10-136-5239-00	Equipment Maintenance	50,234	27,000	10,000	25,000	26,000
10-136-5240-00	Utilities - Electric	109,901	85,000	85,000	100,000	104,000
10-136-5240-01	Utilities - Water	9,435	6,000	10,000	10,000	10,400
10-136-5240-02	Utilities - Gas	10,213	8,000	15,000	15,000	15,600
10-136-5252-00	Contractual Services	-	-	-	-	-
10-136-5416-00	Miscellaneous Expenditure	4,548	5,000	5,000	5,000	5,200
10-136-5500-01	Security	28,977	30,000	60,000	60,000	62,400
10-136-6500-00	Capital Outlay	-	25,000	-	-	-
		<u>296,013</u>	<u>262,000</u>	<u>261,524</u>	<u>291,000</u>	<u>302,240</u>



City Manager (Department 141)

The City Manager is appointed by the City Council to implement and administer the City Council's decisions and policy directives. The City Manager has significant responsibility for the operation of the City including: assisting the City Council on policy matters, establishing procedures for policy/program implementation, maintaining the delivery of established services within the community, hiring and assigning employees, regulating and allocating the use of resources, and implementation of federal and state mandates as appropriate.

Additionally, the City Manager directs and coordinates the activities of various City departments, Department Heads and a contract with Los Angeles County Sheriff for public safety services. The City Manager helps the organization anticipate and adapt to change, and represents the organization within the community and with other government agencies.



DETAILED BUDGET FY 2023-24 FY 2024-25

Budget Account	Account Name	FY 21/22 Actual	FY 22/23 Current Budget	FY 22/23 CY Estimate	FY 23/24 Recommended	FY 24/25 Recommended
<u>Division: 141 - City Management</u>						
10-141-5220-00	Office Supplies	1,308	1,000	1,000	1,000	1,040
10-141-5221-00	Special Dept. Supplies	529	1,000	1,000	1,000	1,040
10-141-5226-00	Dues and Memberships	413	900	900	900	936
10-141-5228-00	Publications	-	-	-	-	-
10-141-5252-00	Contractual Services	15,341	-	25,000	25,000	26,000
10-141-5270-00	Business Meeting & Conference	15,733	10,000	10,000	9,000	10,400
10-141-5416-00	Miscellaneous Expenditure	-	-	-	-	-
10-141-5430-00	Mileage Reimbursement	-	-	-	-	-
		<u>33,324</u>	<u>12,900</u>	<u>37,900</u>	<u>36,900</u>	<u>39,416</u>



Finance

(Department 151, 152)

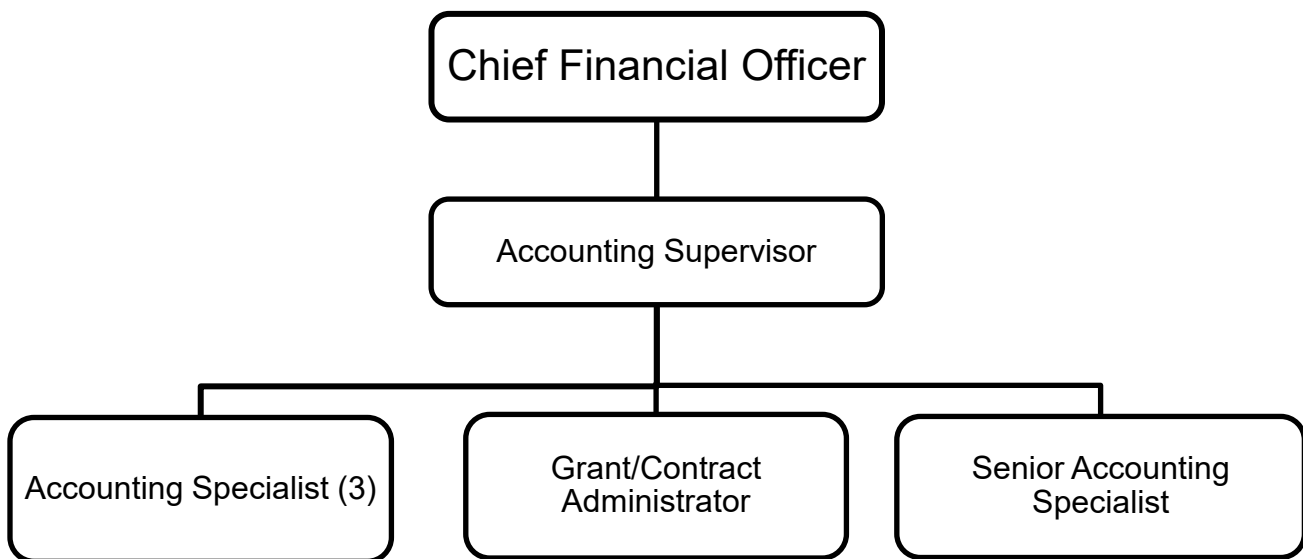
The Finance Department is charged with providing financial management, budgeting, accounting, cash management, billing, revenue collection, payroll, fixed assets management, purchasing and general administrative support services for the City and Las Virgenes Parking Authority.

Services provided through the finance and accounting functions include the maintenance of reliable accounting records, payment of approved demands against the City treasury, financial statement reporting, and preparation of the annual budget with the City Manager, prudent fiscal planning, payroll and payroll reporting, debt and franchise administration.

Internal controls are established and maintained to ensure that the assets of the City are protected from loss, theft or misuse and to ensure that adequate accounting data allows for the preparation of financial statements in conformity with generally accepted accounting principles. Internal controls are evaluated to determine that the cost does not exceed the benefits likely to be derived.

The cash management function is responsible for the prudent investment of surplus funds. The City's Investment Policy directs the investment of City monies with the following priorities established: preservation and safety of principal, liquidity necessary to meet daily cash flow requirements and maximized yield after the first two priorities are met. The Investment Policy is reviewed annually and is submitted to the City Council for approval.

The administrative support function covers a wide range of activities that include office equipment maintenance, purchasing, mail processing, office supplies procurement and coordinating the City Council Budget sub-Committee meetings.



DETAILED BUDGET FY 2023-24 FY 2024-25

Budget Account	Account Name	FY 21/22 Actual	FY 22/23 Current Budget	FY 22/23 CY Estimate	FY 23/24 Recommended	FY 24/25 Recommended
<u>Division: 151 - Financial Management</u>						
10-151-5220-00	Office Supplies	2,168	2,100	2,000	2,000	2,080
10-151-5221-00	Special Dept. Supplies	-	2,700	1,000	1,000	1,000
10-151-5222-00	Printing	128	900	1,500	2,000	-
10-151-5226-00	Dues and Memberships	445	900	500	500	520
10-151-5228-00	Publications	-	-	-	-	-
10-151-5235-00	Computer Hardware	-	-	-	-	-
10-151-5235-01	Computer Software	-	400	400	400	416
10-151-5252-00	Contractual Services	93,067	160,000	166,000	160,000	166,400
10-151-5270-00	Business Meeting & Conference	110	1,400	1,400	1,400	1,456
10-151-5285-00	Training	249	3,000	3,000	3,000	3,000
10-151-5416-00	Miscellaneous Expenditure	530	-	-	-	-
10-151-5430-00	Mileage Reimbursement	-	400	400	400	416
10-151-6500-00	Capital Outlay	-	-	-	-	-
10-151-6503-48	FINANCIAL SOFTWARE	-	300,000	-	200,000	-
		<u>96,697</u>	<u>471,800</u>	<u>176,200</u>	<u>370,700</u>	<u>175,288</u>
<u>Division: 152 - Payroll & Revenue</u>						
10-152-5220-00	Office Supplies	-	-	-	-	-
10-152-5221-00	Special Dept. Supplies	-	-	-	-	-
10-152-5226-00	Dues and Memberships	-	-	-	-	-
10-152-5235-01	Computer Software	-	-	-	-	-
10-152-5252-00	Contractual Services	59,316	-	-	-	-
10-152-5270-00	Business Meeting & Conference	-	-	-	-	-
10-152-5285-00	Training	-	-	-	-	-
10-152-5430-00	Mileage Reimbursement	-	-	-	-	-
		<u>59,316</u>	<u>-</u>	<u>-</u>	<u>-</u>	<u>-</u>



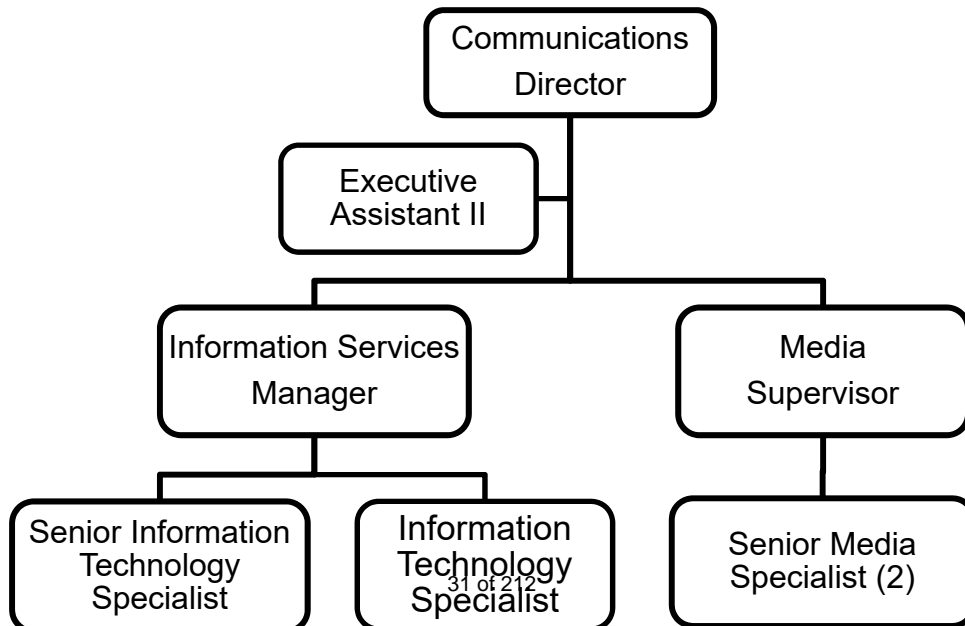
Communications (Department 161, 162, 163)

The Communications Department is responsible for providing timely and accurate information to the public about the City and its departments, its projects, and its leadership. The Communications Department has three main functions: Public information, including its external and internal website content and social media; CTV Channel 3, the City's cable television channel; and overseeing the City's Information Systems (IS).

The Communications Department oversees a large social media presence for a city its size. Calabasas residents are very plugged-in to technology so the City puts out information where residents use technology. The City utilizes Twitter, Facebook, Instagram, YouTube and Nextdoor, on top of its own rich website, to keep residents informed. Web, TV and social media content consists of high-quality videos and graphics to deliver the message.

CTV Channel 3 programming is accessible to all Calabasas residents served by a cable provider. All of the TV channel's content is also viewable by a web stream link on the City's website. CTV Channel 3 produces all meetings of the Calabasas City Council, all City Commissions, as well as meetings of the Las Virgenes Unified School District Board of Education.

The Communications Department's IS Division is responsible for designing, deploying, maintaining and upgrading City's technology infrastructure. It provides technical solutions to meet City's business needs and provides technical support for computer hardware, software, mobile devices and online services. The IS Division is also responsible for providing security and backup-disaster recovery solutions for the City's technology infrastructure and providing cybersecurity and technical trainings to users. The IS Division currently supports over 130 users, 195 desktop and laptop computers, 45 printers/copiers and 30 servers in City Hall, Library, Senior Center, Tennis and Swim Center and De Anza Park; the VoIP phone system in City Hall, Library and Senior Center; and 74 mobile devices for the city users. The IS Division also supports the City's website, web streaming system, email system, financial information system, permit system, geographic information system (GIS), document management system, online class registration system, library system, virtual meeting system, mobile Apps and audio/video systems in City hall and the library. Additionally, The IS Division also supports public Wi-Fi services in multiple city facilities.





Public Information (Department 161)

The Communications Department includes the function of providing Public Information, including its external and internal website content and social media; as well as the CTV Channel 3, the City's cable television channel.

The Communications Department oversees a large social media presence. As Calabasas residents are plugged-in to technology so the City puts the information where residents use technology, through Twitter, Facebook, Instagram, etc. Web, TV and social media content consists of high-quality videos and graphics to deliver the message.

The CTV Channel 3 programming is accessible to all Calabasas residents served by a cable provider. All of the TV channel's content is also viewable by a web stream link on the City's website. CTV Channel 3 produces all meetings of the Calabasas City Council, all City Commissions, as well as meetings of the Las Virgenes Unified School District Board of Education.

DETAILED BUDGET FY 2023-24 FY 2024-25

Budget Account	Account Name	FY 21/22 Actual	FY 22/23 Current Budget	FY 22/23 CY Estimate	FY 23/24 Recommended	FY 24/25 Recommended
<u>Division: 161 - Public Information</u>						
10-161-5208-00	Telephone	65,769	85,000	85,000	80,000	80,000
10-161-5220-00	Office Supplies	759	1,000	1,000	1,000	1,000
10-161-5221-00	Special Dept. Supplies	4,718	5,000	5,000	5,000	5,200
10-161-5222-00	Printing	-	2,000	2,000	-	-
10-161-5226-00	Dues and Memberships	1,726	2,000	2,000	2,000	2,080
10-161-5228-00	Publications	36	500	500	500	520
10-161-5235-00	Computer Hardware	30	4,000	7,718	4,000	4,160
10-161-5238-00	Rent Equipment	5,107	1,500	1,500	1,500	1,560
10-161-5252-00	Contractual Services	67,012	35,000	65,398	35,000	36,400
10-161-5252-17	Film Permit Services	-	-	-	-	-
10-161-5260-00	City Newsletter\Promotions	-	8,000	8,000	-	-
10-161-5270-00	Business Meeting & Conference	4,398	3,000	7,099	10,000	10,400
10-161-5285-00	Training	30	250	250	250	250
10-161-5430-00	Mileage Reimbursement	60	100	100	100	104
10-161-6503-77	Workstation Phone System	-	-	-	100,000	-
		149,645	147,350	185,565	239,350	141,674



Information Technology (Department 162)

The Communication Department's Information Services (IS) Division is responsible for designing, deploying, maintaining, and upgrading the City's technology infrastructure. The Division provides technical solutions to meet the City's business needs.

The IS Division is responsible for providing security and backup-disaster recovery solutions for the City's technology infrastructure and providing cyber security and technical trainings to users. The IS Division currently supports over 130 users, 195 desktop and laptop computers, 45 printers/copiers and 30 servers in multiple city facilities.

DETAILED BUDGET FY 2023-24 FY 2024-25

Budget Account	Account Name	FY 21/22 Actual	FY 22/23 Current Budget	FY 22/23 CY Estimate	FY 23/24 Recommended	FY 24/25 Recommended
<u>Division: 162 - Information Technology</u>						
10-162-5220-00	Office Supplies	305	1,000	1,000	1,000	1,040
10-162-5221-00	Special Dept. Supplies	12,442	12,000	12,000	12,000	12,480
10-162-5226-00	Dues and Memberships	125	300	300	300	312
10-162-5228-00	Publications	-	-	-	-	-
10-162-5235-00	Computer Hardware	51,245	150,000	150,000	125,000	75,000
10-162-5235-01	Computer Software	61,971	60,000	60,000	60,000	62,400
10-162-5252-00	Contractual Services	34,370	30,000	56,407	30,000	31,200
10-162-5270-00	Business Meeting & Conference	-	20,000	20,000	20,000	20,800
10-162-5285-00	Training	8,595	4,000	4,000	4,000	4,160
10-162-5430-00	Mileage Reimbursement	-	-	-	-	-
10-162-6500-00	Capital Outlay	-	10,000	-	-	-
		<u>169,053</u>	<u>287,300</u>	<u>303,707</u>	<u>252,300</u>	<u>207,392</u>

Fiscal Year 2023/24



CITY of CALABASAS

Telecom Regulation (Department 163)

The Communications Department is responsible for administering the telecom regulation contract with an outside firm. The City receives updates about pending and future legislation and can provide support or opposition to such actions.

DETAILED BUDGET FY 2023-24 FY 2024-25

Budget Account	Account Name	FY 21/22 Actual	FY 22/23 Current Budget	FY 22/23 CY Estimate	FY 23/24 Recommended	FY 24/25 Recommended
<u>Division: 163 - Telecom Regulation</u>						
10-163-5221-00	Special Dept. Supplies	-	-	-	-	-
10-163-5226-00	Dues and Memberships	-	-	-	-	-
10-163-5252-00	Contractual Services	512	-	-	-	-
		<u>512</u>	<u>-</u>	<u>-</u>	<u>-</u>	<u>-</u>

Fiscal Year 2023/24



CITY of CALABASAS

L.A. County Sheriff's Department (Department 211)

The City Manager administers the City's contract with the Los Angeles County Sheriff's Office for law enforcement services, including patrol, traffic, investigative, and crime prevention services. The Police Department, through the efforts of the Sheriff's Office, is responsible for law enforcement services within the City, as well as the protection of all residents, schools, and public education promoting self-protective measures that limit victimization. The Police Department also coordinates all police volunteers and volunteer programs through the Lost Hills Sheriff Station located at 27050 Agoura Road.

DETAILED BUDGET FY 2023-24 FY 2024-25

Budget Account	Account Name	FY 21/22 Actual	FY 22/23 Current Budget	FY 22/23 CY Estimate	FY 23/24 Recommended	FY 24/25 Recommended
<u>Division: 211 - LA Co. Sheriff's Department</u>						
10-211-5221-00	Special Dept. Supplies	12,969	7,100	7,100	42,100	7,384
10-211-5252-00	Contractual Services	4,913,698	5,050,000	5,050,000	5,525,000	5,746,000
10-211-5252-63	LA Co. Sheriff Reimbursable	53,817	50,000	50,000	50,000	52,000
		<u>4,980,484</u>	<u>5,107,100</u>	<u>5,107,100</u>	<u>5,617,100</u>	<u>5,805,384</u>

Fiscal Year 2023/24



CITY of CALABASAS

L.A. County Fire District (Department 221)

All fire services are provided to residents through contract with the Consolidated Fire Protection District of Los Angeles County. The City receives fire protection and paramedic services as well as wildland fire protection and forestry tree service.

DETAILED BUDGET FY 2023-24 FY 2024-25

Budget Account	Account Name	FY 21/22 Actual	FY 22/23 Current Budget	FY 22/23 CY Estimate	FY 23/24 Recommended	FY 24/25 Recommended
<u>Division: 221 - LA Co. Fire District</u>						
10-221-5252-00	Contractual Services	20,810	20,900	20,900	20,810	20,810



Public Safety & Emergency Preparation (Department 222)

When requested by City Council, the commission will advise on matters related to public safety, crime and fire prevention, emergency preparedness and response, and service contracts within their pervue. In it's advisory role, the commission will make recommendations to the City Council regarding budgets pertaining to public safety services.

Provides information to the City of Calabasas residents regarding public safety and emergency preparedness. Information includes personal safety tips, Community Emergency Response Team (CERT), False Alarm Program, Hazard Mittigation Plan (in conjunction with Las Virgenes – Malibu Council of Governments), Public Safety Commission, and shelter sites.

DETAILED BUDGET FY 2023-24 FY 2024-25

Budget Account	Account Name	FY 21/22 Actual	FY 22/23 Current Budget	FY 22/23 CY Estimate	FY 23/24 Recommended	FY 24/25 Recommended
<u>Division: 222 - Public Safety and Emergency Preparedness</u>						
10-222-5220-00	Office Supplies	231	300	1,201	300	312
10-222-5221-00	Special Dept. Supplies	4,872	6,000	6,000	6,000	6,240
10-222-5222-00	Printing	460	3,000	3,000	3,000	3,120
10-222-5226-00	Dues and Memberships	255	500	500	500	520
10-222-5235-00	Computer Hardware	-	-	-	-	-
10-222-5235-01	Computer Software	-	-	-	-	-
10-222-5252-00	Contractual Services	14,788	17,500	68,488	17,500	18,200
10-222-5252-06	Special Events	19,798	21,900	21,900	21,900	22,776
10-222-5270-00	Business Meeting & Conference	495	21,900	21,900	16,900	16,900
10-222-5430-00	Mileage Reimbursement	-	-	-	-	-
		<u>40,899</u>	<u>71,100</u>	<u>122,989</u>	<u>66,100</u>	<u>68,068</u>

Fiscal Year 2023/24



CITY of CALABASAS

L.A. County Animal Services

(Department 231)

The Animal/Vector Control Division is responsible for administering the City's Animal/Vector control activities, and the City's contract with Los Angeles County Animal Services Department for animal shelter services, and occasional after hours service, particularly in support of public safety activity.

DETAILED BUDGET FY 2023-24 FY 2024-25

Budget Account	Account Name	FY 21/22 Actual	FY 22/23 Current Budget	FY 22/23 CY Estimate	FY 23/24 Recommended	FY 24/25 Recommended
<u>Division: 231 - LA Co. Animal Care</u>						
10-231-5252-00	Contractual Services	51,032	50,000	67,170	80,000	52,000



Public Works (Department 300s)

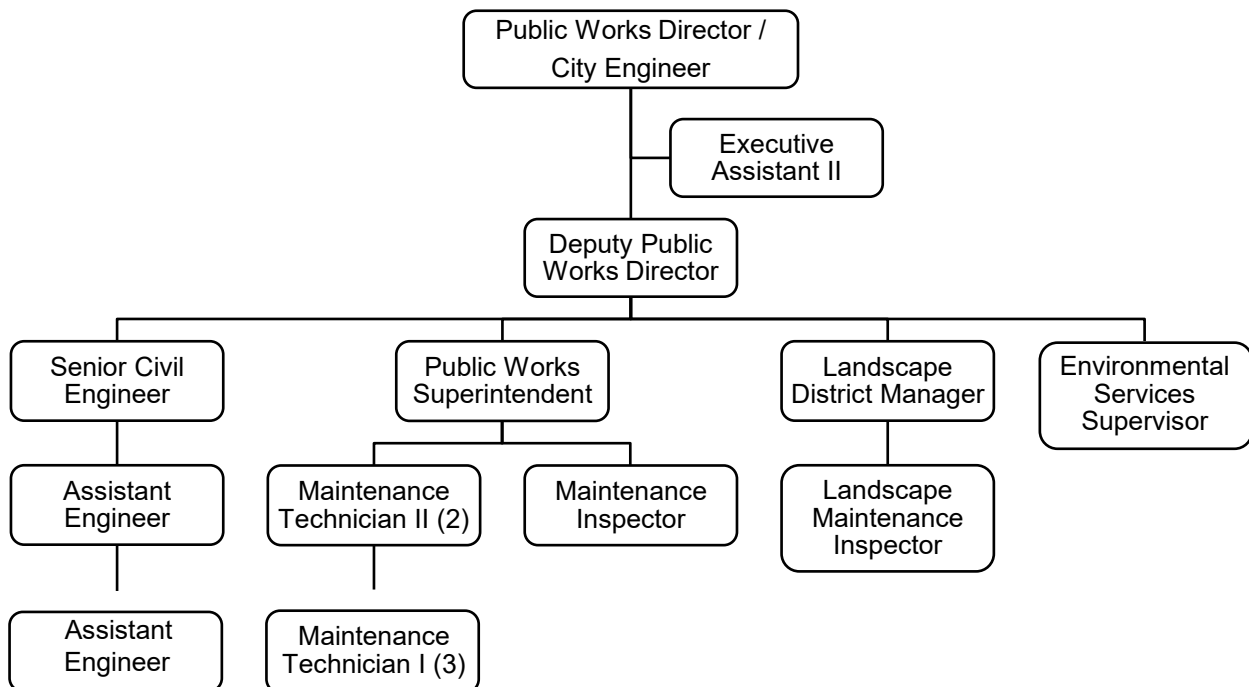
The Public Works Department is responsible for a number of maintenance and service programs, including street maintenance, public transit, storm water, and other utilities. The Department is also responsible for the administration and implementation of the City's Capital Improvement Program as well as plan checking and construction inspections of Private Development Projects. The Department administers contracts for street repairs, street sweeping, traffic signal maintenance and other related maintenance and repairs. Department personnel perform minor street maintenance, stenciling, sign installation, roadside weed and litter abatement, graffiti abatement and fleet maintenance. The Department is also responsible for the formation and administration of the City's Landscape Maintenance Assessment Districts. The Department maintains the public streets parkway trees; landscape maintenance of public medians, city parks and freeway on/off ramps; annual weed abatement for specified city owned open space parcels and city parks. The Environmental Division within the department ensures the City's environmental integrity through water and land program monitoring, management of waste and recycling programs, and city conservation.

The various funding sources for Public Works activities include: General Fund, Road Maintenance and Rehabilitation Account Fund, Gas Tax Fund, Transit and Transportation Funds (Prop A, Prop C, Measure R & Measure M, FHWA - Federal Highway Administration), Five Special Assessment Districts, SB1 and AB 939.

The Public Works Department participates and administers the following City Commissions:

- Environmental Commission
- Traffic and Transportation Commission

The Public Works Department staff is active with and contributes to the Planning Commission and the City Council.





Administration & Engineering (Department 311)

Public Works Engineering is responsible for projects designed and managed with in-house staff as well as by professional consultants. Work includes major project management, drainage and sewer master planning, pavement management, general surveying, engineering, technical oversight and review, construction drawings and contract document preparation, construction quality assurance, contract administration, and inspection related to capital improvement, utility public encroachment, and development entitlement. Typical projects include arterial highway and local roads rehabilitation and reconstruction, drainage, sewer, and water improvement together with various special projects.

Construction Engineering is responsible for construction management of the City's Capital Improvement Program. This unit also provides contract administration and construction inspection to ensure timely and high-quality completion of projects. Field inspectors provide construction inspection services for on-site grading and all work done in the Public right-of-way, including work done under a Public Works Permit.

DETAILED BUDGET FY 2023-24 FY 2024-25

Budget Account	Account Name	FY 21/22 Actual	FY 22/23 Current Budget	FY 22/23 CY Estimate	FY 23/24 Recommended	FY 24/25 Recommended
<u>Division: 311 - Administration & Engineering</u>						
10-311-5220-00	Office Supplies	505	500	847	500	-
10-311-5221-00	Special Dept. Supplies	830	2,500	2,500	1,500	1,500
10-311-5222-00	Printing	480	2,000	2,000	1,000	1,000
10-311-5226-00	Dues and Memberships	1,555	1,500	1,500	1,500	1,560
10-311-5228-00	Publications	223	200	200	200	208
10-311-5235-00	Computer Hardware	-	-	-	-	-
10-311-5235-01	Computer Software	8,108	9,000	9,016	9,000	9,450
10-311-5252-00	Contractual Services	77,157	150,000	150,000	80,000	80,000
10-311-5252-06	Special Events	18,859	12,000	12,000	12,000	12,480
10-311-5270-00	Business Meeting & Conference	1,903	2,900	4,558	2,900	3,016
10-311-5285-00	Training	-	-	475	-	-
10-311-5416-00	Miscellaneous Expenditure	-	-	-	-	-
10-311-5430-00	Mileage Reimbursement	-	-	-	-	-
10-311-6503-80	Vehicle Purchase	-	-	-	-	-
		<u>109,620</u>	<u>180,600</u>	<u>183,096</u>	<u>108,600</u>	<u>109,214</u>



Street Maintenance Services

(Department 312)

Street Maintenance Services is responsible for maintaining all City streets and rights-of-way and for administering related capital improvement projects. Street Maintenance Services personnel perform minor street maintenance, crack sealing, pothole repair, road reflectors, curb painting, curb repair, striping, tree and shrub clearing and trimming, bus stop and bench maintenance/sanitizing, graffiti removal, sidewalk trip hazard inspection and mitigation, homeless debris cleanup, City street light maintenance, City camera cleaning, ADA conformance, vehicle accident cleanup, storm event cleanup, mud and debris clearing during storm and emergency events, minor parking enforcement and removal of unauthorized trash bins, speed feedback sign placement and maintenance, roadside litter and weed removal, storm drain maintenance, and street sign installation and repair. Major street repairs, street sweeping and traffic signal maintenance are contracted along with the design and construction of major street improvement projects.

DETAILED BUDGET FY 2023-24 FY 2024-25

Budget Account	Account Name	FY 21/22 Actual	FY 22/23 Current Budget	FY 22/23 CY Estimate	FY 23/24 Recommended	FY 24/25 Recommended
<u>Division: 312 - Street Maintenance Services</u>						
10-312-5100-00	Full Time Salaries	55,214	-	-	-	-
10-312-5103-01	CalPERS City Paid EmployeeCost	4,838	-	-	-	-
10-312-5103-02	CalPERS Employer Cost	4,838	-	-	-	-
10-312-5104-00	Benefits	-	-	-	-	-
10-312-5104-02	Medical Insurance	9,674	-	-	-	-
10-312-5104-03	Dental Insurance	3,627	-	-	-	-
10-312-5104-04	Vision Insurance	1,210	-	-	-	-
10-312-5106-00	Employer Taxes	-	-	-	-	-
10-312-5220-00	Office Supplies	30	1,000	1,000	800	800
10-312-5221-00	Special Dept. Supplies	5,992	5,000	5,000	5,000	5,200
10-312-5226-00	Dues and Memberships	1,982	1,600	1,600	1,200	1,200
10-312-5240-00	Utilities - Electric	1,986	5,500	5,500	5,500	5,720
10-312-5240-01	Utilities - Water	158,478	145,000	145,000	145,000	145,000
10-312-5252-00	Contractual Services	6,002	10,000	10,000	10,000	10,400
10-312-5252-10	Road safety/Shoulder/Pky maint	163,432	45,000	45,000	45,000	46,800
10-312-5252-12	Drain Maint & Catch Basin Clen	2,854	2,000	2,000	2,000	2,080
10-312-5252-15	Street/Sidewalk Repair	60,486	58,500	58,500	60,000	60,840
10-312-5252-20	Street Sweeping	99,944	93,900	93,900	100,800	100,800
10-312-5252-30	Intersection Light & Maint	-	-	-	-	-
10-312-5252-80	Tree Trimming	27,765	3,000	3,000	3,000	3,120
10-312-5252-81	Graffiti Removal	1,195	700	700	700	728
10-312-5252-83	General Landscape Maintenance	283,156	230,000	230,000	285,000	285,000
10-312-5722-00	Tree Removal	445	5,000	5,000	-	5,200
10-312-6500-00	Capital Outlay	-	-	-	-	-
		893,148	606,200	606,200	664,000	672,888

Fiscal Year 2023/24



CITY of CALABASAS

Water Quality Enhancement (Department 313)

The Environmental Division within the Public Works Department ensure the City's environmental integrity through water and land program monitoring management of waste and recycle programs, as well as city conservation. Environmental Division works with other governmental agencies on various clean water and watershed maintenance programs and initiatives as well as funding opportunities.

DETAILED BUDGET FY 2023-24 FY 2024-25

Budget Account	Account Name	FY 21/22 Actual	FY 22/23 Current Budget	FY 22/23 CY Estimate	FY 23/24 Recommended	FY 24/25 Recommended
<u>Division: 313 - Water Quality Enhancement</u>						
10-313-5221-00	Special Dept. Supplies	53	200	200	200	208
10-313-5226-00	Dues and Memberships	171	300	300	300	312
10-313-5252-00	Contractual Services	45,052	35,000	39,870	35,000	36,400
10-313-5252-27	Compliance Monitoring Program	114,897	200,000	200,000	120,000	120,000
10-313-5252-28	Sewer Infrastructure Managemnt	-	35,000	35,000	-	-
10-313-5270-00	Business Meeting & Conference	45	400	400	400	416
10-313-5430-00	Mileage Reimbursement	-	-	-	-	-
10-313-5543-00	Malibu Creek Watershed EWMP	-	-	-	-	-
10-313-6500-00	Capital Outlay	-	-	-	-	-
		160,218	270,900	275,770	155,900	157,336



General Landscape Maintenance (Department 321)

Within the City, the Public Works Landscape Division is responsible to manage - public streets trees, landscape maintenance of certain specified public sidewalks and medians, city parks, annual weed abatement for fire safety of - open space parcels and city parks, and landscape maintenance within Landscape Maintenance District 22 (LMD 22) and Landscape Lighting Act Districts 22, 24, 27 & 32 (LLAD 22, 24, 27 & 32).

The Division oversees and manages the administration of the City's Landscape Maintenance Assessment Districts. The City of Calabasas receives funding for and maintains five (5) special assessment districts within the city. One district, LMD 22, is funded via an ad valorem tax. The other four districts (LLAD 22, 24, 27 & 32) are funded via special assessments that were voted on by parcel owners of record within those districts.

DETAILED BUDGET FY 2023-24 FY 2024-25

Budget Account	Account Name	FY 21/22 Actual	FY 22/23 Current Budget	FY 22/23 CY Estimate	FY 23/24 Recommended	FY 24/25 Recommended
<u>Division: 321 - General Landscape Maintenance</u>						
10-321-5208-00	Telephone	371	-	187	500	520
10-321-5220-00	Office Supplies	154	200	200	200	208
10-321-5222-00	Printing	-	-	-	-	-
10-321-5226-00	Dues and Memberships	-	-	260	200	208
10-321-5228-00	Publications	-	-	-	-	-
10-321-5240-00	Utilities - Electric	1,276	100	1,029	1,000	1,040
10-321-5240-01	Utilities - Water	123,042	95,800	95,800	95,800	99,632
10-321-5252-00	Contractual Services	49,253	20,000	44,918	20,000	20,800
10-321-5252-21	Arbor Day	-	-	-	-	-
10-321-5252-50	Annual Fuel Reduction	188,027	163,000	163,000	180,000	187,200
10-321-5252-80	Tree Trimming	68,283	44,600	44,600	44,600	46,384
10-321-5252-83	General Landscape Maintenance	250,322	265,400	265,400	265,400	276,016
10-321-5270-00	Business Meeting & Conference	924	200	844	200	208
10-321-5716-00	Pest Abatement	2,129	22,800	22,800	2,800	2,912
10-321-5722-00	Tree Removal	61,134	22,800	36,939	22,800	23,712
10-321-6502-36	Tree Planting	3,363	4,600	4,600	25,000	25,000
10-321-6503-68	Turf Landscape Replacement	-	-	90,100	-	-
		<u>748,278</u>	<u>639,500</u>	<u>770,677</u>	<u>658,500</u>	<u>683,840</u>



Transportation Planning

(Department 331)

The City of Calabasas has adopted new transportation impact thresholds to adhere to CEQA requirements and providing guidance on conducting transportation studies in the City. A new performance metric, new guidelines as they pertain to Vehicle Miles of Travel (VMT) and Level of Service (LOS) has been adopted by the City Council.

DETAILED BUDGET FY 2023-24 FY 2024-25

Budget Account	Account Name	FY 21/22 Actual	FY 22/23 Current Budget	FY 22/23 CY Estimate	FY 23/24 Recommended	FY 24/25 Recommended
<u>Division: 331 Transportation Planning</u>						
10-331-5220-00	Office Supplies	668	2,000	2,000	100	104
10-331-5221-00	Special Dept. Supplies	378	400	400	400	416
10-331-5226-00	Dues and Memberships	-	-	-	-	-
10-331-5235-01	Computer Software	-	100	100	100	104
10-331-5252-00	Contractual Services	399	2,000	6,511	2,000	2,080
10-331-5270-00	Business Meeting & Conference	-	-	-	-	-
10-331-5430-00	Mileage Reimbursement	-	-	-	-	-
		1,445	4,500	9,011	2,600	2,704



Transportation Engineer/Operations (Department 332)

The Transportation Engineering/Operations performs the following functions:

- traffic signal maintenance
- traffic striping, signing and marking
- street lights
- Roadway, parkway and shoulder maintenance

DETAILED BUDGET FY 2023-24 FY 2024-25

Budget Account	Account Name	FY 21/22 Actual	FY 22/23 Current Budget	FY 22/23 CY Estimate	FY 23/24 Recommended	FY 24/25 Recommended
<u>Division: 332 Transportation Eng/Operations</u>						
10-332-5220-00	Office Supplies	422	1,000	1,000	100	100
10-332-5221-00	Special Dept. Supplies	1,650	1,400	1,400	1,000	1,000
10-332-5226-00	Dues and Memberships	498	2,500	2,500	500	2,600
10-332-5228-00	Publications	-	300	461	300	312
10-332-5235-01	Computer Software	-	-	6,122	1,000	1,000
10-332-5237-00	Vehicle Maintenance	7,244	25,000	25,000	25,000	26,000
10-332-5237-01	Vehicle Gasoline / Oil	12,146	11,800	13,218	11,800	12,272
10-332-5237-02	Vehicle Registration DMV	-	-	-	-	-
10-332-5240-00	Utilities - Electric	98,661	71,100	71,100	100,000	100,000
10-332-5252-00	Contractual Services	29,641	5,000	20,861	20,000	20,000
10-332-5252-10	Road safety/Shoulder/Pky maint	49,726	50,000	50,000	5,000	5,000
10-332-5252-24	Property Damage & Repairs	8,194	20,000	20,000	20,000	20,800
10-332-5252-40	Striping, Signing & Marking	56,198	68,000	68,000	50,000	50,000
10-332-5252-54	Bridges - Inspection & Repair	-	-	-	-	-
10-332-5252-60	Traffic Signal/Lighting	208,249	75,000	75,000	85,000	85,000
10-332-5270-00	Business Meeting & Conference	840	700	700	700	728
10-332-5430-00	Mileage Reimbursement	-	-	-	-	-
10-332-6503-66	Mobile Equipment Purchase	-	-	19,990	-	-
		<u>473,469</u>	<u>331,800</u>	<u>375,352</u>	<u>320,400</u>	<u>324,812</u>



Intergovernmental Relations

(Department 334)

This division administers the citywide crossing guard services for Calabasas area schools during the academic school year. The City contributes funding annually to the Las Virgenes Unified School District for their before and after school program at local area schools within the City to assist with the morning and afternoon Peak hour traffic, in addition to providing support and sponsoring the Annual Walk to School Program for participating elementary and middle schools within the City.

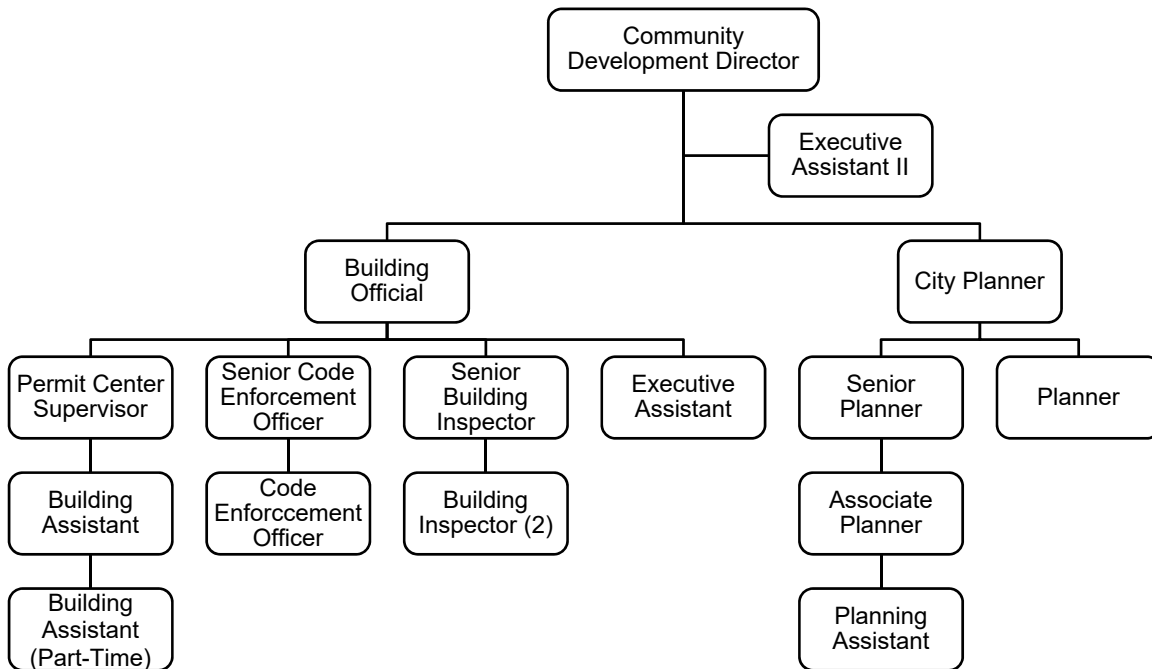
DETAILED BUDGET FY 2023-24 FY 2024-25

Budget Account	Account Name	FY 21/22 Actual	FY 22/23 Current Budget	FY 22/23 CY Estimate	FY 23/24 Recommended	FY 24/25 Recommended
<u>Division: 334 - Intergovernmental Relations</u>						
10-334-5220-00	Office Supplies	24	100	100	100	104
10-334-5222-00	Printing	-	-	-	-	-
10-334-5225-03	School Safety	7,375	20,250	20,250	20,250	20,250
10-334-5252-70	Crossing Guard	135,576	90,000	155,000	185,891	190,000
10-334-5252-75	School Programs	2,733	5,800	5,800	5,800	6,032
		<u>145,708</u>	<u>116,150</u>	<u>181,150</u>	<u>212,041</u>	<u>216,386</u>



Community Development (Department 400s)

The Community Development Department is the primary department responsible for oversight of all development in the City. It is also responsible for administering and implementing the City's programs related to long range planning, housing programs and code compliance. As part of its development oversight, the Community Development Department serves the Council, the public and the development community in administration of the General Plan, the Zoning Ordinance, applicable Specific Plans, and applicable State and Federal laws. The Department is comprised of four functional divisions: Administration, Building & Safety, Code Compliance, and Planning. The Department serves as staff to five City Commissions, Panels and Committees: the Planning Commission, the Historic Preservation Commission, the Communications and Technology Commission (when acting as a Planning Commission), the Architectural Review Panel and Development Review Committee. The Department also houses the Office of the City Prosecutor and Code Enforcement. Community Development Department staff is also responsible for monitoring and reviewing projects outside the City that impact Calabasas.





Community Development Administration (Department 411)

Community Development Administration Division provides overall direction for the various divisions and provides support for each of the functions of the Department. The Administration Division also serves as staff to the City Council Community and Economic Development Standing Committee. The Division is responsible for oversight of all development within the City, assisting in the administration of the General Plan, the Zoning Ordinance, applicable Specific Plans, and applicable State and Federal Laws.

DETAILED BUDGET FY 2023-24 FY 2024-25

Budget Account	Account Name	FY 21/22 Actual	FY 22/23 Current Budget	FY 22/23 CY Estimate	FY 23/24 Recommended	FY 24/25 Recommended
<u>Division: Community Development Admin</u>						
10-411-5220-00	Office Supplies	4,102	4,000	4,000	4,000	4,160
10-411-5221-00	Special Dept. Supplies	1,335	1,300	1,300	1,300	1,352
10-411-5222-00	Printing	1,233	10,000	10,000	6,000	10,400
10-411-5226-00	Dues and Memberships	4,383	4,600	4,600	4,600	4,784
10-411-5228-00	Publications	-	200	200	200	208
10-411-5235-00	Computer Hardware	-	-	-	-	-
10-411-5235-01	Computer Software	85,826	135,000	135,000	125,000	140,400
10-411-5252-00	Contractual Services	71,875	3,000	3,000	3,000	3,120
10-411-5265-00	Advertising	1,894	2,000	2,000	2,000	2,000
10-411-5270-00	Business Meeting & Conference	1,540	4,200	4,200	4,200	4,368
10-411-5285-00	Training	110	3,000	3,000	3,000	3,120
10-411-5416-00	Miscellaneous Expenditure	-	-	-	-	-
10-411-5430-00	Mileage Reimbursement	80	-	100	-	-
		<u>172,378</u>	<u>167,300</u>	<u>167,400</u>	<u>153,300</u>	<u>173,912</u>



Planning Projects & Studies

(Department 412)

The Planning Projects and Studies Division is responsible for the administration of the City's development process including residential, commercial, industrial, and mixed uses. The Planning Department performs current and long range planning, enforces zoning and land use regulations, reviews site and development plans, provides technical support to City officials, including the Planning Commission and City Council, and implements activities relating to the enhancement of the community's economic base.

DETAILED BUDGET FY 2023-24 FY 2024-25

Budget Account	Account Name	FY 21/22 Actual	FY 22/23 Current Budget	FY 22/23 CY Estimate	FY 23/24 Recommended	FY 24/25 Recommended
<u>Division: 412 - Planning Projects & Studies</u>						
10-412-5221-00	Special Dept. Supplies	-	-	100	-	-
10-412-5222-00	Printing	5,662	8,000	8,000	8,000	8,320
10-412-5226-00	Dues and Memberships	-	-	1,000	-	-
10-412-5232-03	Senior Rental Voucher	113,176	113,000	113,000	118,000	117,520
10-412-5250-69	Affordable Housing Exp	-	-	-	-	-
10-412-5252-00	Contractual Services	323,024	295,000	295,000	225,000	306,800
10-412-5252-22	Historic Site Markers	-	-	-	-	-
10-412-5270-00	Business Meeting & Conference	4,489	500	4,000	5,000	5,200
10-412-5285-00	Training	200	1,000	1,000	1,000	1,040
10-412-5416-05	Annexations	-	-	-	-	-
10-412-5419-00	Refunds - Deposits & Overpays	-	-	-	-	-
10-412-5430-00	Mileage Reimbursement	12	-	-	-	-
		<u>446,563</u>	<u>417,500</u>	<u>422,100</u>	<u>357,000</u>	<u>438,880</u>

Fiscal Year 2023/24



CITY of CALABASAS

Building Inspection (Department 415)

Building Inspection division provides permit issuance and building inspection services for all residential, commercial and industrial projects within city limits. Building inspection services are conducted on the project location site either by City staff or through a city contractor.

DETAILED BUDGET FY 2023-24 FY 2024-25

Budget Account	Account Name	FY 21/22 Actual	FY 22/23 Current Budget	FY 22/23 CY Estimate	FY 23/24 Recommended	FY 24/25 Recommended
<u>Division: 415 - Building Inspection</u>						
10-415-5220-00	Office Supplies	30	300	300	300	300
10-415-5221-00	Special Dept. Supplies	2,474	8,200	10,672	8,200	8,528
10-415-5222-00	Printing	-	-	-	-	-
10-415-5226-00	Dues and Memberships	1,038	-	625	-	-
10-415-5232-04	OWTS Inspections	-	-	-	-	-
10-415-5252-00	Contractual Services	894,379	625,000	625,000	625,000	650,000
10-415-5270-00	Business Meeting & Conference	1,169	-	-	-	-
10-415-5285-00	Training	32	5,000	5,000	5,000	5,200
10-415-5430-00	Mileage Reimbursement	39	-	-	-	-
		<u>899,161</u>	<u>638,500</u>	<u>641,597</u>	<u>638,500</u>	<u>664,028</u>



Code Enforcement (Department 416)

The Building and Safety's Code Enforcement Division diligently enforces the City's Municipal Code for all City Departments. The Municipal Code is designed by City Council members to preserve and enhance the community's safety, appearance, economic stability, land use policies, and preservation of the standards for quality of life that residents and businesses expect. The Code Enforcement officers strive to utilize education and outreach to facilitate voluntary compliance with codes and other laws. Code Enforcement's success rate for voluntary compliance is extremely high; however, when we are unable to obtain voluntary compliance, the Code Enforcement team is also the liaison and partner to the City Prosecutor's Office. Advanced enforcement remedies with the City Prosecutor also included both civil and criminal actions.

DETAILED BUDGET FY 2023-24 FY 2024-25

Budget Account	Account Name	FY 21/22 Actual	FY 22/23 Current Budget	FY 22/23 CY Estimate	FY 23/24 Recommended	FY 24/25 Recommended
<u>Division: 416 - Code Compliance</u>						
10-416-5220-00	Office Supplies	121	-	-	-	-
10-416-5226-00	Dues and Memberships	-	-	100	100	-
10-416-5252-00	Contractual Services	32,400	20,000	20,000	20,000	20,000
10-416-5252-16	Code Enforcement Prosecutor	63,010	30,000	30,000	30,000	31,200
10-416-5285-00	Training	-	2,000	2,000	2,000	2,080
		<u>95,531</u>	<u>52,000</u>	<u>52,100</u>	<u>52,100</u>	<u>53,280</u>

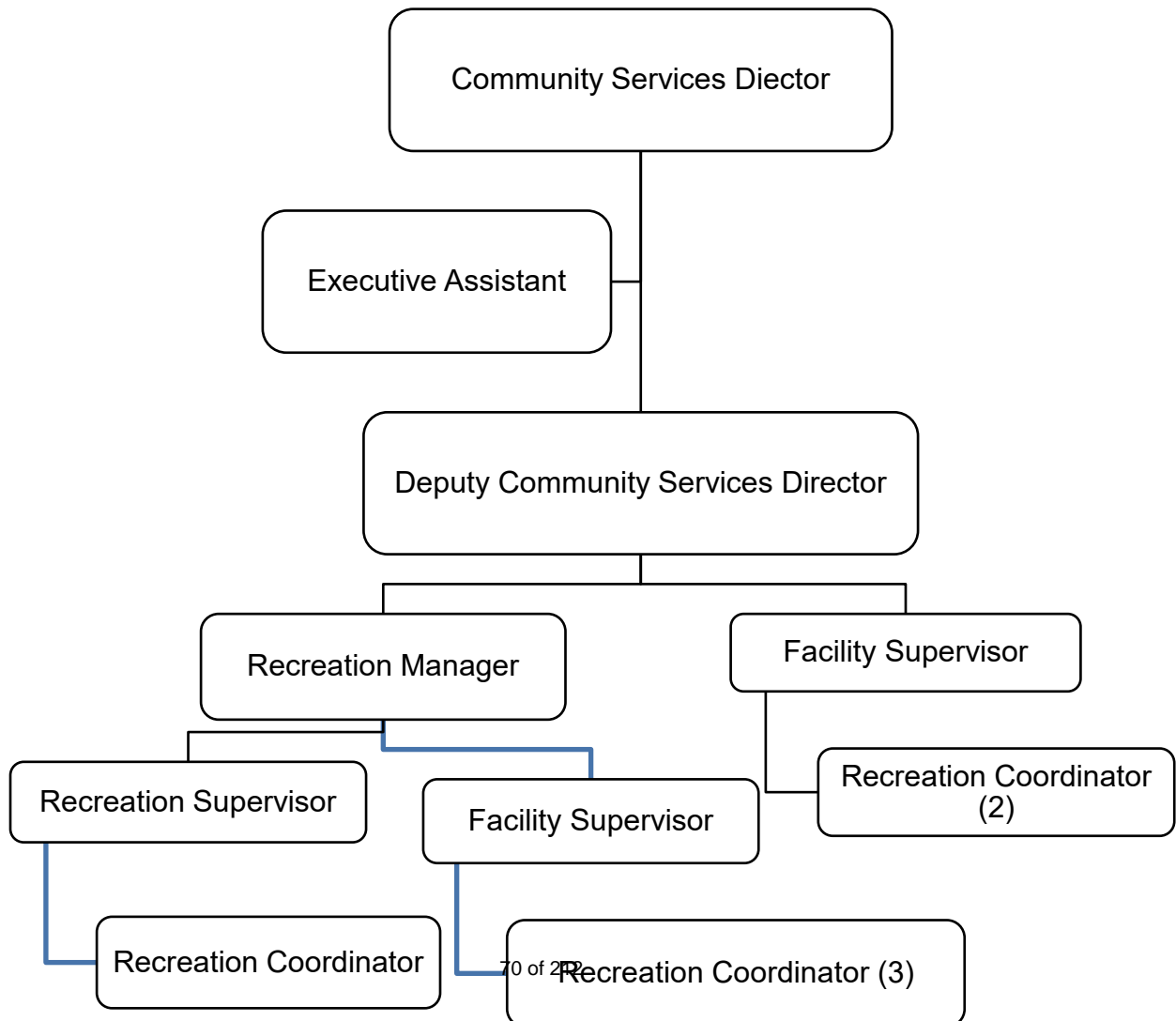


Community Services (Department 500s)

The Community Services Department consists of the following divisions: Tennis & Swim Center, De Anza Park, Creekside Park/Klubhouse Preschool, Senior Center, Special Events, Parks Maintenance and the Agoura Hills Calabasas Community Center.

The Department is responsible for the development, implementation, and promotion of recreation activities and programs offered to the public by the City. A variety of programs and activities are offered throughout the year, including senior programs, teen programs, recreation classes and specialty camps, youth and adult sports leagues, facility rentals, tennis classes and fitness programs, aquatics programs, and community events including the Pumpkin Festival, 4th of July Spectacular events, SunSets Summer Concert Series, Bunny Trail Egg Hunt, movie nights and seasonal holiday events. Marketing and promotion include a tri-annual "Premier" recreation brochure, monthly newsletters, social media, and digital kiosks.

The Department provides administrative support to the Parks, Recreation and Education Commission, the Calabasas Community Foundation, and the Senior Advisory Board. Prepares and compiles Department budget and provides financial oversight; seeks additional funding opportunities and grants.





Community Services Management (Department 511)

The Community Services Management division is responsible for the development, implementation, and the promotion of recreation activities and programs offered to the public. The division is responsible for the management of Tennis & Swim Center, Senior Center and all the recreational activities, park playgrounds within the City.

DETAILED BUDGET FY 2023-24 FY 2024-25

Budget Account	Account Name	FY 21/22 Actual	FY 22/23 Current Budget	FY 22/23 CY Estimate	FY 23/24 Recommended	FY 24/25 Recommended
<u>Division: 511 - Community Services Management</u>						
10-511-5220-00	Office Supplies	1,456	2,200	2,200	2,200	2,288
10-511-5221-00	Special Dept. Supplies	1,316	1,000	1,000	1,000	1,040
10-511-5222-00	Printing	-	-	-	-	-
10-511-5224-00	Furniture & Fixtures	4,207	-	-	-	-
10-511-5226-00	Dues and Memberships	300	400	606	400	416
10-511-5252-00	Contractual Services	119	-	17,195	-	-
10-511-5265-00	Advertising	-	100	100	100	104
10-511-5285-00	Training	-	3,000	4,043	3,000	3,120
10-511-5416-00	Miscellaneous Expenditure	2,650	-	35,191	-	-
10-511-5419-00	Refunds - Deposits & Overpays	-	-	-	-	-
10-511-5430-00	Mileage Reimbursement	70	-	-	-	-
10-511-6500-00	Capital Outlay	7,730	50,000	-	-	-
10-511-6503-49	CIVICPLUS SOFTWARE	-	-	23,000	-	-
10-511-6503-81	Tean Program Study	-	-	-	100,000	-
		<u>17,848</u>	<u>56,700</u>	<u>83,335</u>	<u>106,700</u>	<u>6,968</u>



Creekside Park

(Department 512)

Calabasas Creekside Park is located at 3655 Old Topanga Canyon Road. Park amenities include a t-ball field, basketball court, children's play area/playground, picnic tables, and restrooms. The park houses the Calabasas Klubhouse Preschool on weekdays. Facility rentals and programs are also available evenings and weekends.

The City contracts with Little Learners to operate a State licensed preschool for youth ages 18 months to five years old.

DETAILED BUDGET FY 2023-24 FY 2024-25

Budget Account	Account Name	FY 21/22 Actual	FY 22/23 Current Budget	FY 22/23 CY Estimate	FY 23/24 Recommended	FY 24/25 Recommended
<u>Division: 512 - Creelsode Park</u>						
10-512-5208-00	Telephone	-	200	200	200	208
10-512-5220-00	Office Supplies	-	-	-	-	-
10-512-5221-00	Special Dept. Supplies	-	400	400	400	416
10-512-5221-03	Facility Maintenance	-	-	1,656	-	-
10-512-5251-50	Contract Instructors	-	200	200	200	208
10-512-5252-00	Contractual Services	3,006	10,000	10,000	10,000	10,400
10-512-5418-00	Custodial Supplies	-	1,000	1,000	1,000	1,040
10-512-5430-00	Mileage Reimbursement	-	-	-	-	-
		<u>3,006</u>	<u>11,800</u>	<u>13,456</u>	<u>11,800</u>	<u>12,272</u>



De Anza Park/Recreation Program (Department 513)

Juan Bautista de Anza Park is located at 3701 Lost Hills Road and houses the following amenities: a multi-use sport court for basketball, pickleball, and roller hockey, children's play area/playgrounds, a splash pad, multi-purpose room and conference room, picnic areas, rental facilities, restrooms, and open space area. Juan Bautista de Anza Park serves as the parking and trail entrance to the Las Virgenes hiking trail.

DETAILED BUDGET FY 2023-24 FY 2024-25

Budget Account	Account Name	FY 21/22 Actual	FY 22/23 Current Budget	FY 22/23 CY Estimate	FY 23/24 Recommended	FY 24/25 Recommended
<u>Division: 513 - De Anza Park/recreation Program</u>						
10-513-5200-20	Event Insurance	23,711	16,500	16,500	25,000	25,000
10-513-5208-00	Telephone	4,249	5,000	6,000	11,000	11,440
10-513-5220-00	Office Supplies	1,256	1,200	1,500	1,200	1,248
10-513-5221-00	Special Dept. Supplies	43,069	50,000	50,000	65,100	67,704
10-513-5221-03	Facility Maintenance	-	-	1,949	-	-
10-513-5222-00	Printing	23,023	48,000	48,000	70,000	72,800
10-513-5226-00	Dues and Memberships	342	500	500	500	520
10-513-5229-00	State Required Fingerprinting	2,178	2,000	2,000	2,000	2,080
10-513-5230-00	Postage / Courier Service	-	5,500	5,500	5,500	5,720
10-513-5238-00	Rent Equipment	-	-	-	-	-
10-513-5251-50	Contract Instructors	79,359	100,000	100,000	100,000	104,000
10-513-5252-00	Contractual Services	13,301	10,000	10,000	25,500	26,520
10-513-5252-07	Tickets / Pre-sale	-	15,000	15,000	15,000	15,600
10-513-5252-08	Facility Rental	3,959	25,000	25,000	75,000	75,000
10-513-5252-76	Senior Programs	-	-	-	-	-
10-513-5253-05	School Facility Maintenance	-	-	-	79,000	79,000
10-513-5263-00	Special Community Services	-	200	200	-	-
10-513-5265-00	Advertising	-	-	322	-	-
10-513-5285-00	Training	306	1,000	1,000	1,000	1,040
10-513-5418-00	Custodial Supplies	5,625	7,000	7,000	7,000	7,280
10-513-5420-00	Office Equipment Maintenance	-	-	-	-	-
10-513-5430-00	Mileage Reimbursement	668	1,100	1,100	1,100	1,144
10-513-5536-00	School Joint Use Contract	-	-	-	60,000	62,400
10-513-6500-00	Capital Outlay	-	-	-	-	-
		201,046	288,000	291,571	543,900	558,496

Fiscal Year 2023/24



CITY of CALABASAS

Parks Maintenance (Department 514)

The Parks Maintenance division oversees the general care of city parks, including custodial and maintenance services.

DETAILED BUDGET FY 2023-24 FY 2024-25

Budget Account	Account Name	FY 21/22 Actual	FY 22/23 Current Budget	FY 22/23 CY Estimate	FY 23/24 Recommended	FY 24/25 Recommended
<u>Division: 514 - Parks Maintenance</u>						
10-514-5220-00	Office Supplies	68	2,000	2,000	2,000	2,080
10-514-5221-03	Facility Maintenance	-	-	7,302	-	-
10-514-5237-00	Vehicle Maintenance	5,975	3,500	3,500	3,500	3,640
10-514-5240-00	Utilities - Electric	48,410	37,000	37,000	37,000	38,480
10-514-5240-02	Utilities - Gas	2,720	2,700	2,700	2,700	2,808
10-514-5252-00	Contractual Services	30,535	20,000	20,000	20,000	20,800
10-514-5418-00	Custodial Supplies	10,436	12,400	12,400	12,400	12,896
10-514-5430-00	Mileage Reimbursement	25	-	123	-	-
10-514-5535-00	Cal/Agoura Jt Community Center	59,954	65,000	100,600	-	-
10-514-6500-00	Capital Outlay	7,055	-	30,000	-	-
10-514-6500-03	Parking Lot Improvements	-	-	25,000	-	-
10-514-6503-70	Park Monument Signs	-	-	-	-	150,000
		<u>165,178</u>	<u>142,600</u>	<u>240,625</u>	<u>77,600</u>	<u>230,704</u>

Fiscal Year 2023/24



CITY of CALABASAS

School Joint Use **(Department 515)**

Starting Fiscal Year 2023/24, this function is transferred to the Division 513, De Anza Park/Recreation Program.

DETAILED BUDGET FY 2023-24 FY 2024-25

Budget Account	Account Name	FY 21/22 Actual	FY 22/23 Current Budget	FY 22/23 CY Estimate	FY 23/24 Recommended	FY 24/25 Recommended
<u>Division: 515 - School Joint Use</u>						
10-515-5221-00	Special Dept. Supplies	-	100	100	-	-
10-515-5252-00	Contractual Services	3,451	12,000	12,000	-	-
10-515-5253-05	School Facility Maintenance	64,949	110,000	110,000	-	-
10-515-5430-00	Mileage Reimbursement	-	-	-	-	-
10-515-5536-00	School Joint Use Contract	103,273	60,000	68,632	-	-
		<u>171,673</u>	<u>182,100</u>	<u>190,732</u>	-	-

Fiscal Year 2023/24



CITY of CALABASAS

Special Events

(Department 516)

The City hosts a variety of special events throughout the year. Annual events include the Calabasas Pumpkin Festival, 4th of July Spectacular events, SunSets Summer Concert Series, Bunny Trail Egg Hunt, movie nights and seasonal holiday events. Additional pop-up events and socials are featured.

DETAILED BUDGET FY 2023-24 FY 2024-25

Budget Account	Account Name	FY 21/22 Actual	FY 22/23 Current Budget	FY 22/23 CY Estimate	FY 23/24 Recommended	FY 24/25 Recommended
<u>Division: 516 - Special Events</u>						
10-516-5221-00	Special Dept. Supplies	-	1,400	1,400	1,400	1,456
10-516-5227-00	Storage Rental	9,651	8,500	8,500	8,500	8,840
10-516-5252-00	Contractual Services	-	-	695	-	-
10-516-5252-05	July 4th	85,180	85,000	86,078	85,000	88,400
10-516-5252-06	Special Events	-	-	-	-	-
10-516-5252-13	City Celebrations	-	-	-	-	-
10-516-5252-18	Calabasas Classic	-	-	-	-	-
10-516-5252-23	Veterans Day Celebration	-	-	-	5,000	5,000
10-516-5253-11	Egg Stravaganza	5,965	6,000	6,000	6,000	6,240
10-516-5253-12	Movie Under the Stars	-	-	-	-	-
10-516-5253-15	Teen Events	565	7,500	7,500	7,500	7,800
10-516-5253-16	Holiday Gala Event	13,282	15,000	20,000	20,000	20,000
10-516-5253-17	Film Festival	15,000	15,000	15,000	30,000	30,000
10-516-5253-18	Pumpkin Festival	112,324	125,000	135,000	125,000	75,000
10-516-5253-19	Calabasas Musical Programs	43,651	45,000	45,000	45,000	46,800
10-516-5253-23	Civic Center Art Programs	-	800	800	800	832
10-516-5253-24	Calabasas Fine Arts Festival	695	-	10,000	-	-
10-516-5253-25	Special Programs & Events	12,079	50,000	50,000	45,000	45,000
10-516-5430-00	Mileage Reimbursement	-	-	-	-	-
		<u>298,392</u>	<u>359,200</u>	<u>385,973</u>	<u>379,200</u>	<u>335,368</u>

Fiscal Year 2023/24



CITY of CALABASAS

Klubhouse Preschool (Department 517)

Starting Fiscal Year 2023/24, the Calabasas Klubhouse Preschool is moved to the Division 512, Creekside Park.

DETAILED BUDGET FY 2023-24 FY 2024-25

Budget Account	Account Name	FY 21/22 Actual	FY 22/23 Current Budget	FY 22/23 CY Estimate	FY 23/24 Recommended	FY 24/25 Recommended
<u>Division: 517 - Klubhouse Peschool</u>						
10-517-5208-00	Telephone	-	-	-	-	-
10-517-5220-00	Office Supplies	-	-	-	-	-
10-517-5221-00	Special Dept. Supplies	-	-	-	-	-
10-517-5221-03	Facility Maintenance	-	-	500	-	-
10-517-5222-00	Printing	-	-	-	-	-
10-517-5226-00	Dues and Memberships	-	-	-	-	-
10-517-5252-00	Contractual Services	3,439	5,000	5,000	-	-
10-517-5252-75	School Programs	-	-	-	-	-
10-517-5264-00	State Mandates	-	-	-	-	-
10-517-5265-00	Advertising	-	-	-	-	-
10-517-5417-00	Copier Supplies	-	-	-	-	-
10-517-5418-00	Custodial Supplies	-	-	-	-	-
10-517-5419-00	Refunds - Deposits & Overpays	-	-	-	-	-
10-517-5430-00	Mileage Reimbursement	-	-	-	-	-
10-517-6500-00	Capital Outlay	-	-	4,000	-	-
		<u>3,439</u>	<u>5,000</u>	<u>9,500</u>	<u>-</u>	<u>-</u>

Fiscal Year 2023/24



CITY of CALABASAS

Senior Center (Department 518)

The Calabasas Senior Center provides a lively gathering place for men and women, age 50 years and older. Activities include special interest clubs, bi-monthly events, a variety of classes and lectures, excursions, tech support, and cards and games.

DETAILED BUDGET FY 2023-24 FY 2024-25

Budget Account	Account Name	FY 21/22 Actual	FY 22/23 Current Budget	FY 22/23 CY Estimate	FY 23/24 Recommended	FY 24/25 Recommended
Division: 518 - Senior Center						
10-518-5200-20	Event Insurance	11,078	6,500	9,000	12,000	12,480
10-518-5208-00	Telephone	930	2,000	2,000	2,000	2,000
10-518-5220-00	Office Supplies	1,313	3,800	3,800	3,800	3,952
10-518-5221-00	Special Dept. Supplies	21,603	22,500	22,500	22,500	23,400
10-518-5221-03	Facility Maintenance	3,332	1,200	6,000	3,000	3,120
10-518-5222-00	Printing	-	1,000	1,000	1,000	1,040
10-518-5224-00	Furniture & Fixtures	-	-	4,000	-	-
10-518-5226-00	Dues and Memberships	1,520	500	2,000	500	520
10-518-5229-00	State Required Fingerprinting	-	200	200	200	208
10-518-5230-00	Postage / Courier Service	-	300	300	300	312
10-518-5239-00	Equipment Maintenance	3,382	700	13,000	3,500	3,640
10-518-5240-00	Utilities - Electric	35,075	23,300	23,300	40,000	41,600
10-518-5240-01	Utilities - Water	3,011	3,400	3,400	3,400	3,536
10-518-5240-02	Utilities - Gas	3,260	2,300	3,723	5,000	5,200
10-518-5240-03	Utilities - Cable	-	2,200	2,200	-	-
10-518-5251-50	Contract Instructors	114,386	150,000	150,000	150,000	156,000
10-518-5252-00	Contractual Services	21,148	27,000	27,000	27,000	28,080
10-518-5252-76	Senior Programs	8,886	26,000	26,000	26,000	27,040
10-518-5285-00	Training	-	1,000	1,000	1,000	1,040
10-518-5418-00	Custodial Supplies	3,523	6,900	6,900	6,900	7,176
10-518-5430-00	Mileage Reimbursement	-	-	-	-	-
10-518-5500-01	Security	25,546	2,500	2,849	3,500	3,640
10-518-6500-00	Capital Outlay	-	7,500	7,500	-	350,000
		257,993	290,800	317,672	311,600	673,984
Total Fund 10 Expenditures		23,769,091	25,247,516	25,597,108	27,039,863	26,826,315

DETAILED BUDGET FY 2023-24 FY 2024-25

Budget Account	Account Name	FY 21/22 Actual	FY 22/23 Current Budget	FY 22/23 CY Estimate	FY 23/24 Recommended	FY 24/25 Recommended
Fund: 11 - Recoverable Deposits						
Revenue						
<u>Division: 000 - Revenue</u>						
11-000-4110-60	Recoverable Project	47,679	500,000	500,000	700,000	520,000
11-000-4411-00	Fair Market Value Investments	-	-	-	-	-
11-000-4420-00	Miscellaneous	11	-	-	-	-
11-000-4840-00	Refunds - Overpayments	(3,327)	-	-	-	-
		<u>44,363</u>	<u>500,000</u>	<u>500,000</u>	<u>700,000</u>	<u>520,000</u>
Total Fund 11 Revenue		44,363	500,000	500,000	700,000	520,000
Expenditures						
<u>Division: 134 - Non-Departmental</u>						
11-134-5416-00	Miscellaneous Expenditure	-	-	-	-	-
<u>Division: 163 - Cable Regulation</u>						
11-163-5252-00	Contractual Services	41,228	25,000	25,000	25,000	26,000
<u>Division: 311 - Administration & Engineering</u>						
11-311-5222-00	Printing	-	-	-	-	-
11-311-5252-00	Contractual Services	-	150,000	150,000	150,000	156,000
11-311-5254-00	Malibu Creek Watershed EWMP	-	-	-	-	-
11-311-5416-00	Miscellaneous Expenditure	-	-	-	-	-
11-311-5430-00	Mileage Reimbursement	-	-	-	-	-
		<u>-</u>	<u>150,000</u>	<u>150,000</u>	<u>150,000</u>	<u>156,000</u>
<u>Division: 313 - Water Quality Enhancement</u>						
11-313-5252-00	Contractual Services	-	-	-	-	-
<u>Division: 331 - Transportation Planning</u>						
11-331-5222-00	Printing	-	-	-	-	-
11-331-5252-00	Contractual Services	-	-	-	-	-
		<u>-</u>	<u>-</u>	<u>-</u>	<u>-</u>	<u>-</u>
<u>Division: 412 - Planning Projects & Studies</u>						
11-412-5222-00	Printing	-	-	-	-	-
11-412-5252-00	Contractual Services	1,966	300,000	300,000	500,000	312,000
		<u>1,966</u>	<u>300,000</u>	<u>300,000</u>	<u>500,000</u>	<u>312,000</u>
<u>Division: 413 - Development Review</u>						
11-413-5222-00	Printing	-	-	-	-	-
11-413-5250-00	Contractual Services	-	-	-	-	-
11-413-5252-00	Contractual Services	-	-	-	-	-
		<u>-</u>	<u>-</u>	<u>-</u>	<u>-</u>	<u>-</u>
<u>Division: 415 - Building Inspection</u>						
11-415-5222-00	Printing	-	-	-	-	-
11-415-5252-00	Contractual Services	1,170	25,000	25,000	25,000	26,000
		<u>1,170</u>	<u>25,000</u>	<u>25,000</u>	<u>25,000</u>	<u>26,000</u>
Total Fund 11 Expenditures		44,364	500,000	500,000	700,000	520,000

DETAILED BUDGET FY 2023-24 FY 2024-25

Budget Account	Account Name	FY 21/22 Actual	FY 22/23 Current Budget	FY 22/23 CY Estimate	FY 23/24 Recommended	FY 24/25 Recommended
Fund: 12 - South Coast Air Quality Management District						
Revenue						
<u>Division: 000 - Revenue</u>						
12-000-4470-00	South Coast Air Quality Mgmt	23,152	35,000	35,000	35,000	36,400
12-000-4161-00	Sale/Disposal of Asset	12,000	-	-	-	-
12-000-4410-00	Interest Income	365	-	244	-	-
12-000-4411-00	Fair Market Value Investments	-	-	-	-	-
		<u>35,517</u>	<u>35,000</u>	<u>35,244</u>	<u>35,000</u>	<u>36,400</u>
Total Fund 12 Revenue		35,517	35,000	35,244	35,000	36,400
Expenditures						
<u>Division: 134 - Non-Departmental</u>						
12-134-9900-40	Transfer to Capital	-	-	-	-	-
<u>Division 331 - Transportation Planning</u>						
12-331-5252-40	Striping, Signing & Marking	-	-	-	-	-
12-331-6503-80	Vehicle Purchase	-	140,000	-	140,000	-
		<u>-</u>	<u>140,000</u>	<u>-</u>	<u>140,000</u>	<u>-</u>
Total Fund 12 Expenditures		-	140,000	-	140,000	-

DETAILED BUDGET FY 2023-24 FY 2024-25

Budget Account	Account Name	FY 21/22 Actual	FY 22/23 Current Budget	FY 22/23 CY Estimate	FY 23/24 Recommended	FY 24/25 Recommended
Fund: 13 Park & Recreation Improvements						
Revenue						
<u>Division: 000 - Revenue</u>						
13-000-4478-00	Proposition 40	-	-	-	-	-
13-000-4410-00	Interest Income	(26)	(100)	-	-	-
13-000-4411-00	Fair Market Value Investments	-	-	-	-	-
13-000-4476-00	Grant L.A. Co. Measure A-M & S	-	187,000	-	187,000	194,480
13-000-4477-00	STATE - Prop 12 Park Bond	-	-	-	-	-
13-000-4620-00	Prop A - Per Parcel	-	-	-	-	-
		<hr/>	<hr/>	<hr/>	<hr/>	<hr/>
		(26)	186,900	-	187,000	194,480
Total Fund 13 Revenue		(26)	186,900	-	187,000	194,480
Expenditures						
<u>Division: 134 - Non-Departmental</u>						
13-134-9900-20	Transfer to Prop A	-	-	-	-	-
13-134-9900-40	Transfer to Capital	21,793	-	-	-	-
<u>Division: 519 - Capital Improvements - Parks</u>						
13-519-5530-00	De Anza Park Improvements	-	-	-	-	-
13-519-5545-00	Grape Arbor Rehab	-	-	-	-	-
13-519-5548-00	Measure A- M & S Projects	-	-	-	-	-
13-519-5549-00	Park & Rec Master Plan	-	-	-	-	-
13-519-5550-00	Dog Park	-	-	-	-	-
13-519-6503-55	Wild Walnut Park Improvement	-	187,000	-	298,000	-
		<hr/>	<hr/>	<hr/>	<hr/>	<hr/>
		-	187,000	-	298,000	-
Total Fund 13 Expenditures		-	187,000	-	298,000	-

DETAILED BUDGET FY 2023-24 FY 2024-25

Budget Account	Account Name	FY 21/22 Actual	FY 22/23 Current Budget	FY 22/23 CY Estimate	FY 23/24 Recommended	FY 24/25 Recommended
Fund: 14 - AB939						
Revenue						
<u>Division: 000 - Revenue</u>						
14-000-4410-00	Interest Income	3,084	17,000	17,000	17,000	17,680
14-000-4411-00	Fair Market Value Investments	-	-	-	-	-
14-000-4800-00	AB 939 Franchise Fees	270,260	250,000	275,000	275,000	286,000
14-000-4802-00	Cal Recycle Program	51,698	-	-	-	-
		<u>325,042</u>	<u>267,000</u>	<u>292,000</u>	<u>292,000</u>	<u>303,680</u>
Total Fund 14 Revenue		325,042	267,000	292,000	292,000	303,680
Expenditures						
<u>Division: 134 - Non-Departmental</u>						
14-134-9900-10	Transfer to General Fund	-	-	-	-	-
14-134-9900-36	Transfer to Grants	-	-	-	-	-
14-134-9900-40	Transfer to Capital	-	-	-	-	-
		<u>-</u>	<u>-</u>	<u>-</u>	<u>-</u>	<u>-</u>
<u>Division: 313 - Water Quality Enhancement</u>						
14-313-5100-00	Full Time Salaries	63,516	69,602	69,602	65,738	68,368
14-313-5103-01	CalPERS City Paid EmployeeCost	4,172	4,873	4,873	287	298
14-313-5103-02	CalPERS Employer Cost	6,163	7,183	7,183	5,219	5,428
14-313-5103-03	CalPERS Unfunded Liability	6,024	8,090	8,090	500	520
14-313-5103-04	CalPERS Survivor Benefit	12	13	13	12	12
14-313-5104-00	Benefits	1,198	2,403	2,403	-	-
14-313-5104-02	Medical Insurance	11,374	12,921	12,921	8,491	8,831
14-313-5104-03	Dental Insurance	758	802	802	494	514
14-313-5104-04	Vision Insurance	159	165	165	90	94
14-313-5104-05	Short Term Disability	232	399	399	376	391
14-313-5104-06	Long Term Disability	112	128	128	121	126
14-313-5104-07	Life Insurance	169	200	200	187	194
14-313-5104-08	Accidental Death & Dismember	41	51	51	47	49
14-313-5104-09	Employee Assistance Program	22	86	86	23	23
14-313-5106-01	Medicare	1,030	1,031	1,031	973	1,012
14-313-5110-00	Auto Allowance	1	120	120	60	63
14-313-5110-01	457 Match	637	1,392	1,392	1,315	1,368
14-313-5221-00	Special Dept. Supplies	-	8,000	8,000	8,000	8,320
14-313-5250-21	Contractual Svcs-Franchise	-	-	-	-	-
14-313-5250-30	Contractual Svcs-AB 939	-	-	-	-	-
14-313-5250-31	Public Education - AB 939	8,321	15,400	30,000	30,000	31,200
14-313-5252-00	Contractual Services	31,240	54,500	50,000	50,000	52,000
14-313-6500-00	Capital Outlay	-	140,000	-	-	-
		<u>135,181</u>	<u>327,359</u>	<u>197,459</u>	<u>171,933</u>	<u>178,810</u>
<u>Division: 414 - Natural Resources Protection</u>						
14-414-5250-30	Contractual Svcs-AB 939	-	-	-	-	-
14-414-5250-31	Public Education - AB 939	-	-	8,000	-	-
		<u>-</u>	<u>-</u>	<u>8,000</u>	<u>-</u>	<u>-</u>
Total Fund 14 Expenditures		135,181	327,359	205,459	171,933	178,810

DETAILED BUDGET FY 2023-24 FY 2024-25

Budget Account	Account Name	FY 21/22 Actual	FY 22/23 Current Budget	FY 22/23 CY Estimate	FY 23/24 Recommended	FY 24/25 Recommended
Fund 15 - Gas Tax						
Revenue						
<u>Division: 000 - Revenue</u>						
15-000-4410-00	Interest Income	2,626	9,000	9,000	9,000	9,360
15-000-4411-00	Fair Market Value Investments	-	-	-	-	-
15-000-4610-00	Gas Tax Fund - 2105	134,532	111,000	140,000	152,000	158,080
15-000-4610-10	Gas Tax Fund - 2106	81,596	66,000	84,000	91,000	94,640
15-000-4610-20	Gas Tax Fund - 2107	160,757	133,000	167,000	183,000	190,320
15-000-4610-30	Gas Tax Fund - 2107.5	5,000	4,000	5,000	5,000	5,200
15-000-4610-40	Gas Tax Fund - 2103	191,849	172,000	200,000	230,000	239,200
15-000-4611-00	Local Streets & Rd Traf Cong	-	-	-	-	-
15-000-4611-01	Road Maint & Rehab (RMRA)	-	-	-	-	-
15-000-4611-02	Loan Repayment	-	22,000	-	-	-
15-000-4900-63	Transfer in RMRA	-	-	-	-	-
		<u>576,360</u>	<u>517,000</u>	<u>605,000</u>	<u>670,000</u>	<u>696,800</u>
Total Fund 15 Revenue		576,360	517,000	605,000	670,000	696,800
Expenditures						
<u>Division: 134 - Non-Departmental</u>						
15-134-9900-40	Transfer to Capital	423,090	660,000	660,000	660,000	660,000
15-134-9900-63	Transfer to RMRA	-	-	-	-	-
		<u>423,090</u>	<u>660,000</u>	<u>660,000</u>	<u>660,000</u>	<u>660,000</u>
<u>Division: 311 - Administration & Engineering</u>						
15-311-5100-00	Full Time Salaries	24,909	24,843	24,843	29,656	30,842
15-311-5100-02	Full Time Employee Overtime	-	-	30	-	-
15-311-5103-01	CalPERS City Paid EmployeeCost	439	578	578	528	549
15-311-5103-02	CalPERS Employer Cost	2,056	2,091	2,091	2,590	2,694
15-311-5103-03	CalPERS Unfunded Liability	1,114	1,021	1,021	921	958
15-311-5103-04	CalPERS Survivor Benefit	7	6	6	5	5
15-311-5104-00	Benefits	582	884	884	3,330	3,463
15-311-5104-02	Medical Insurance	4,804	5,022	5,022	653	679
15-311-5104-03	Dental Insurance	186	285	285	194	202
15-311-5104-04	Vision Insurance	42	61	61	38	40
15-311-5104-05	Short Term Disability	92	143	143	169	176
15-311-5104-06	Long Term Disability	44	45	45	56	58
15-311-5104-07	Life Insurance	66	75	75	88	92
15-311-5104-08	Accidental Death & Dismember	16	18	18	21	22
15-311-5104-09	Employee Assistance Program	10	258	258	9	9
15-311-5106-01	Medicare	391	368	368	440	458
15-311-5106-02	Social Security	-	-	-	-	-
15-311-5109-00	Hourly Employees	-	-	-	-	-
15-311-5110-00	Auto Allowance	1	30	57	90	94
15-311-5110-01	457 Match	267	496	496	593	617
15-311-9800-00	Cost Allocation Plan Charges	14,000	14,000	14,000	14,000	14,000
		<u>49,026</u>	<u>50,224</u>	<u>50,281</u>	<u>53,381</u>	<u>54,956</u>
Total Fund 15 Expenditures		472,116	710,224	710,281	713,381	714,956

DETAILED BUDGET FY 2023-24 FY 2024-25

Budget Account	Account Name	FY 21/22 Actual	FY 22/23 Current Budget	FY 22/23 CY Estimate	FY 23/24 Recommended	FY 24/25 Recommended
Fund: 16 - Developer Impact Fees						
Revenue						
<u>Division: 000 - Revenue</u>						
16-000-4410-00	Interest Income	3,340	17,000	17,000	17,000	17,680
16-000-4411-00	Fair Market Value Investments	-	-	-	-	-
16-000-4815-00	Traffic Mitigation Fees	-	50,000	-	10,000	10,400
16-000-4815-01	Traffic Signals	-	-	-	-	-
16-000-4815-10	Oak Tree Mitigation Fees	-	-	-	-	-
16-000-4815-25	Art in Public Places	-	-	-	-	-
16-000-4900-20	Transfer in Prop A	-	-	-	-	-
16-000-4900-34	Transfer in Measure R Local	-	-	-	-	-
		<u>3,340</u>	<u>67,000</u>	<u>17,000</u>	<u>27,000</u>	<u>28,080</u>
Total Fund 16 Revenue		3,340	67,000	17,000	27,000	28,080
Expenditures						
<u>Division: 134 - Non-Departmental</u>						
16-134-5215-25	Art in Public Places	-	-	-	-	-
16-134-5254-00	Malibu Creek Watershed EWMP	-	-	-	-	-
16-134-9900-10	Transfer to General Fund	-	-	-	-	-
16-134-9900-25	Transfer to Prop C	-	-	-	-	-
16-134-9900-40	Transfer to Capital	-	-	-	-	-
16-134-9900-50	Transfer to Tennis Center	-	-	-	-	-
16-134-9900-64	Transfer to Quimby Act	-	-	-	-	-
16-134-9900-65	Transfer to Oak Tree Mitigtion	-	-	-	-	-
		<u>-</u>	<u>-</u>	<u>-</u>	<u>-</u>	<u>-</u>
16-412-5815-10	Oak Tree Mitigation Exp	-	-	-	-	-
Total Fund 16 Expenditures		-	-	-	-	-

DETAILED BUDGET FY 2023-24 FY 2024-25

Budget Account	Account Name	FY 21/22 Actual	FY 22/23 Current Budget	FY 22/23 CY Estimate	FY 23/24 Recommended	FY 24/25 Recommended
Fund: 18 - Affordable Housing						
Revenue						
<u>Division: 000 - Revenue</u>						
18-000-4840-18	Refunds -Return of AFFHS Funds	-	-	-	-	-
18-000-4410-00	Interest Income	3,399	17,000	25,000	25,000	25,000
18-000-4411-00	Fair Market Value Investments	-	-	-	-	-
18-000-4645-10	Affording Housing Trust	-	-	-	-	-
		<hr/>	<hr/>	<hr/>	<hr/>	<hr/>
		3,399	17,000	25,000	25,000	25,000
Total Fund 18 Revenue		3,399	17,000	25,000	25,000	25,000
Expenditures						
<u>Division: 412 - Planning Projects & Studies</u>						
18-412-5250-00	Contractual Services	-	-	-	-	-
18-412-5250-69	Affordable Housing Exp	-	-	-	-	-
18-412-5250-77	Financing Program	-	-	-	-	-
		<hr/>	<hr/>	<hr/>	<hr/>	<hr/>
		-	-	-	-	-
Total Fund 412 Expenditures		-	-	-	-	-

DETAILED BUDGET FY 2023-24 FY 2024-25

Budget Account	Account Name	FY 21/22 Actual	FY 22/23 Current Budget	FY 22/23 CY Estimate	FY 23/24 Recommended	FY 24/25 Recommended
Fund: 19 - Las Virgenes / Lost Hills B&T						
Revenue						
<u>Division: 000 - Revenue</u>						
19-000-4409-00	Loan Receipt	-	-	-	-	-
19-000-4410-00	Interest Income	3,677	18,000	30,000	30,000	31,200
19-000-4411-00	Fair Market Value Investments	-	-	-	-	-
19-000-4615-00	B & T Lost Hills District	-	-	-	-	-
		<hr/>	<hr/>	<hr/>	<hr/>	<hr/>
		3,677	18,000	30,000	30,000	31,200
Total Fund 19 Revenue		3,677	18,000	30,000	30,000	31,200
Expenditures						
<u>Division: 000 - Non-Departmental</u>						
19-134-9900-40	Transfer to Capital	-	-	-	-	-
<u>Division: 331 -</u>						
19-331-5250-00	Contractual Services	-	-	-	-	-
Total Fund 19 Expenditures		-	-	-	-	-

DETAILED BUDGET FY 2023-24 FY 2024-25

Budget Account	Account Name	FY 21/22 Actual	FY 22/23 Current Budget	FY 22/23 CY Estimate	FY 23/24 Recommended	FY 24/25 Recommended
Fund: 20 - Prop A						
Revenue						
<u>Division: 000 - Revenue</u>						
20-000-4468-00	Advertising	-	-	-	-	-
20-000-4410-00	Interest Income	2,325	11,000	30,000	30,000	31,200
20-000-4411-00	Fair Market Value Investments	-	-	-	-	-
20-000-4620-00	Prop A - Per Parcel	610,946	425,000	625,000	625,000	650,000
20-000-4620-01	STATE - LV Creek Phase II	-	-	-	-	-
20-000-4900-13	Transfer in Park & Rec Fund	-	-	-	-	-
20-000-4900-25	Transfer in Prop C	4,681	-	-	-	-
20-000-4900-36	Transfer in Grant Fund	-	-	-	-	-
		<u>617,952</u>	<u>436,000</u>	<u>655,000</u>	<u>655,000</u>	<u>681,200</u>
Total Fund 20 Revenue		617,952	436,000	655,000	655,000	681,200
Expenditures						
<u>Division: 134 - Non-Departmental</u>						
20-134-9900-10	Transfer to General Fund	-	-	-	-	-
20-134-9900-16	Transfer to Developr ImpactFee	-	-	-	-	-
20-134-9900-25	Transfer to Prop C	(4,681)	-	-	-	-
20-134-9900-29	Transfer to Transit	385,245	412,200	387,200	387,200	387,200
20-134-9900-34	Transfer to Measure R LR	-	-	-	-	-
20-134-9900-40	Transfer to Capital	(46,171)	-	-	-	-
		<u>334,393</u>	<u>412,200</u>	<u>387,200</u>	<u>387,200</u>	<u>387,200</u>
<u>Division: 331 - Transportation Planning</u>						
20-331-5100-00	Full Time Salaries	39,243	41,273	41,273	47,406	49,302
20-331-5100-02	Full Time Employee Overtime	-	-	600	-	-
20-331-5103-01	CalPERS City Paid EmployeeCost	296	379	379	287	298
20-331-5103-02	CalPERS Employer Cost	2,677	3,238	3,238	3,811	3,963
20-331-5103-03	CalPERS Unfunded Liability	1,489	765	765	500	520
20-331-5103-04	CalPERS Survivor Benefit	11	13	13	12	12
20-331-5104-00	Benefits	1,354	1,847	1,847	3,300	3,432
20-331-5104-02	Medical Insurance	2,065	4,290	4,337	8,491	8,831
20-331-5104-03	Dental Insurance	247	298	298	494	514
20-331-5104-04	Vision Insurance	57	68	68	90	94
20-331-5104-05	Short Term Disability	133	236	236	271	282
20-331-5104-06	Long Term Disability	64	75	75	88	92
20-331-5104-07	Life Insurance	96	118	118	135	140
20-331-5104-08	Accidental Death & Dismember	23	30	30	34	35
20-331-5104-09	Employee Assistance Program	22	129	129	23	24
20-331-5106-01	Medicare	625	611	611	702	730
20-331-5110-00	Auto Allowance	1	60	60	60	62
20-331-5110-01	457 Match	339	825	825	948	986
20-331-9800-00	Cost Allocation Plan Charges	24,000	24,000	24,000	24,000	24,000
		<u>72,742</u>	<u>78,255</u>	<u>78,902</u>	<u>90,652</u>	<u>93,318</u>

DETAILED BUDGET FY 2023-24 FY 2024-25

Budget Account	Account Name	FY 21/22 Actual	FY 22/23 Current Budget	FY 22/23 CY Estimate	FY 23/24 Recommended	FY 24/25 Recommended
<u>Division: 333 - Transit Services</u>						
20-333-5252-31	Camp Calabasas-Rec #140-25	-	-	-	-	-
20-333-5252-33	Dial-a-Ride #130-01	-	-	-	-	-
20-333-5252-34	Pumpkin Fest Shuttle #140-07	-	-	-	-	-
20-333-5252-35	Summer Beach Bus #140-01	-	-	-	-	-
20-333-5252-36	SFV/NC Corridor Staff #480-09	-	-	-	-	-
20-333-5252-37	Summer Youth Excursion #140-03	-	-	-	-	-
20-333-5252-39	Flexible Route Shuttle #110-01	-	-	-	-	-
20-333-5252-41	Youth Excursion Trip #140-03	-	-	-	-	-
20-333-5252-42	Camp Calabasas Winter Excursio	-	-	-	-	-
20-333-5252-47	Summer Excursion	-	-	-	-	-
20-333-5252-48	Senior Trips #140-24	-	-	-	-	-
20-333-5252-51	Vehicle Maintenance #180-01	-	-	-	-	-
Total Fund 20 Expenditures		407,135	490,455	466,102	477,852	480,518



LMD 22 – Ad Valorem (Department 326)

Administers the landscaping services to Landscape Maintenance District 21 (Fund 21) which is funded by a portion of the Prop 13 1% property tax. This district was formed prior to city incorporation and encompasses a majority section of the city. Funds generated by the tax are used for the landscape maintenance and enhancement of public areas located within the LMD 22 boundary. These areas include Calabasas Lake, Association Park, public streets parkways and medians, and certain designated open space areas.

For the purpose of landscape maintenance, the City set up Common Benefit Area (CBA) Zones within LMD 22. The city's Public Works, Landscape Maintenance Districts Division creates and monitors annual budgets for each of these Zones. The City is the sole authority for the use of these funds and, at its discretion, may from time to time solicit input from the current CPHA Board of Directors, CPHA Lake Committee and Landscape Committee chairpersons.

DETAILED BUDGET FY 2023-24 FY 2024-25

Budget Account	Account Name	FY 21/22 Actual	FY 22/23 Current Budget	FY 22/23 CY Estimate	FY 23/24 Recommended	FY 24/25 Recommended
Fund: 21 - LMD 22 - Common Benefit Areas						
Revenue						
<u>Division: 000 - Revenue</u>						
21-000-4010-00	Property Tax Secured	2,129,116	2,125,000	2,250,000	2,350,000	2,444,000
21-000-4010-01	Property Tax UnSecured	78,607	17,000	75,000	75,000	78,000
21-000-4010-02	Property Tax Unitary	37	-	-	-	-
21-000-4010-03	Property Tax Supplemental	69,481	44,000	45,000	45,000	46,800
21-000-4010-04	Property Tax Redemption	32,905	43,000	30,000	30,000	31,200
21-000-4010-05	Property Tax Refunds	(22,552)	(25,000)	(10,000)	(25,000)	(26,000)
21-000-4010-06	Property Tax Home Owner Exempt	9,860	9,000	9,000	9,000	9,360
21-000-4010-07	Property Tax Penalty	8,673	8,000	8,000	8,000	8,320
21-000-4010-10	Unsecured Prop Tax (not used)	-	-	-	-	-
21-000-4410-22	Interest Landscape Dist. #22	14,415	52,200	75,000	75,000	78,000
21-000-4411-00	Fair Market Value Investments	-	-	-	-	-
21-000-4010-22	Prop Tax - Dist 22 Ad Valorem	-	-	-	-	-
		<u>2,320,542</u>	<u>2,273,200</u>	<u>2,482,000</u>	<u>2,567,000</u>	<u>2,669,680</u>
Total Fund 21 Revenue		2,320,542	2,273,200	2,482,000	2,567,000	2,669,680
Expenditures						
<u>Division: 134 - Non-Departmental</u>						
21-134-9900-40	Transfer to Capital	2,149,479	-	1,425,000	-	-
<u>Division: 326 - LMD #22 Ad Valorem/CBA</u>						
21-326-5100-00	Full Time Salaries	108,274	92,577	92,577	347,191	361,079
21-326-5100-02	Full Time Employee Overtime	-	-	2,344	-	-
21-326-5103-01	CalPERS City Paid EmployeeCost	1,134	1,685	1,685	8,826	9,179
21-326-5103-02	CalPERS Employer Cost	6,164	7,602	7,602	31,910	33,186
21-326-5103-03	CalPERS Unfunded Liability	3,542	3,059	3,059	15,400	16,016
21-326-5103-04	CalPERS Survivor Benefit	17	19	50	112	116
21-326-5104-00	Benefits	163	776	776	18,630	19,375
21-326-5104-02	Medical Insurance	11,010	12,955	12,955	58,291	60,623
21-326-5104-03	Dental Insurance	623	635	635	3,697	3,845
21-326-5104-04	Vision Insurance	123	125	125	789	821
21-326-5104-05	Short Term Disability	305	530	530	1,986	2,065
21-326-5104-06	Long Term Disability	147	171	171	641	667
21-326-5104-07	Life Insurance	204	267	267	992	1,032
21-326-5104-08	Accidental Death & Dismember	49	67	67	249	259
21-326-5104-09	Employee Assistance Program	33	302	302	204	212
21-326-5106-00	Employer Taxes	-	-	-	-	-
21-326-5106-01	Medicare	1,775	1,497	2,000	5,156	5,362
21-326-5109-00	Hourly Employees	9,097	7,395	50,000	50,000	52,000
21-326-5110-00	Auto Allowance	2,802	1,410	1,410	1,470	1,529
21-326-5110-01	457 Match	816	1,852	1,852	6,944	7,222
21-326-5201-01	County Administrative Fee	28,819	-	29,093	-	-
21-326-5220-00	Office Supplies	-	-	-	-	-
21-326-5222-00	Printing	-	-	-	-	-
21-326-5228-00	Publications	-	-	-	-	-
21-326-5252-10	Road safety/Shoulder/Pky maint	-	-	-	-	-
21-326-5252-83	General Landscape Maintenance	-	-	-	-	-
21-326-5270-00	Business Meeting & Conference	-	-	741	-	-

DETAILED BUDGET FY 2023-24 FY 2024-25

Budget Account	Account Name	FY 21/22 Actual	FY 22/23 Current Budget	FY 22/23 CY Estimate	FY 23/24 Recommended	FY 24/25 Recommended
21-326-5416-00	Miscellaneous Expenditure	-	-	-	-	-
21-326-5701-00	Contractual Services	-	-	-	-	-
21-326-5701-21	Contractual Services	-	-	-	-	-
21-326-5701-24	Contractual Services	-	-	-	-	-
21-326-5701-25	Contractual Services	-	-	-	-	-
21-326-5701-26	Contractual Services	-	-	-	-	-
21-326-5702-21	Electric Svc - IrrigationMeter	29,906	24,000	24,000	24,000	24,960
21-326-5702-24	Electric Svc - IrrigationMeter	5,901	5,800	5,800	5,800	6,032
21-326-5702-25	Electric Svc - IrrigationMeter	-	3,000	3,000	3,000	3,120
21-326-5702-26	Electric Svc - IrrigationMeter	8,895	4,800	4,800	4,800	4,992
21-326-5703-21	Electric Svc - Street Lights	-	-	-	-	-
21-326-5704-24	Fertilization	-	-	-	-	-
21-326-5704-25	Fertilization	-	-	-	-	-
21-326-5704-26	Fertilization	-	-	-	-	-
21-326-5706-21	Insect & Disease Control	-	10,000	10,000	10,000	10,400
21-326-5706-24	Insect & Disease Control	-	-	-	-	-
21-326-5706-25	Insect & Disease Control	-	9,000	9,000	1,000	1,040
21-326-5706-26	Insect & Disease Control	1,315	1,500	1,500	1,500	1,560
21-326-5707-21	Irrigation Repairs	16,340	5,000	5,000	5,000	5,200
21-326-5707-22	Irrigation Repairs	-	-	-	-	-
21-326-5707-24	Irrigation Repairs	9,114	3,500	6,918	3,500	3,640
21-326-5707-25	Irrigation Repairs	27,719	9,000	19,521	10,000	10,400
21-326-5707-26	Irrigation Repairs	10,306	5,500	6,256	5,500	5,720
21-326-5708-21	Lake Insurance	-	12,000	12,000	12,000	12,480
21-326-5709-21	Lake Maintenance-Aeration	12,834	10,000	10,000	10,000	10,400
21-326-5710-21	Lake Maintenance-Lighting	-	-	-	-	-
21-326-5711-21	Lake Maintenance-Svc Contract	150,085	120,000	120,000	120,000	124,800
21-326-5712-09	Landscape Maint-Svc Contract	-	-	-	-	-
21-326-5712-21	Landscape Maint-Svc Contract	102,575	135,600	135,600	135,600	141,024
21-326-5712-22	Landscape Maint-Svc Contract	-	-	-	-	-
21-326-5712-24	Landscape Maint-Svc Contract	67,266	38,400	40,851	38,400	39,936
21-326-5712-25	Landscape Maint-Svc Contract	90,931	71,000	71,000	104,761	108,951
21-326-5712-26	Landscape Maint-Svc Contract	110,490	61,000	61,000	61,000	63,440
21-326-5713-21	Landscape Refurbishment	6,221	30,000	30,000	30,000	31,200
21-326-5713-24	Landscape Refurbishment	-	7,400	7,400	7,400	7,696
21-326-5713-25	Landscape Refurbishment	23,726	8,500	8,500	8,000	8,320
21-326-5713-26	Landscape Refurbishment	9,896	5,500	19,157	5,500	5,720
21-326-5714-21	Office Supplies	-	-	-	-	-
21-326-5714-25	Office Supplies	-	-	-	-	-
21-326-5714-26	Office Supplies	-	-	-	-	-
21-326-5716-21	Pest Abatement	-	15,000	15,000	15,000	15,600
21-326-5716-24	Pest Abatement	-	-	-	-	-
21-326-5716-25	Pest Abatement	-	1,500	1,500	1,500	1,560
21-326-5716-26	Pest Abatement	-	1,000	1,000	1,000	1,040
21-326-5717-21	Planting - Color Change	-	-	-	-	-
21-326-5717-24	Planting - Color Change	-	-	-	-	-
21-326-5717-25	Planting - Color Change	-	-	-	-	-
21-326-5718-21	Planting - Shrubs & Turf Grass	-	-	-	-	-
21-326-5718-24	Planting - Shrubs & Turf Grass	-	-	-	-	-
21-326-5718-25	Planting - Shrubs & Turf Grass	-	-	-	-	-
21-326-5718-26	Planting - Shrubs & Turf Grass	-	-	1,000	-	-
21-326-5719-21	Planting - Trees	-	2,500	2,500	2,500	2,600
21-326-5719-24	Planting - Trees	-	-	2,500	-	-

DETAILED BUDGET FY 2023-24 FY 2024-25

Budget Account	Account Name	FY 21/22 Actual	FY 22/23 Current Budget	FY 22/23 CY Estimate	FY 23/24 Recommended	FY 24/25 Recommended
21-326-5719-25	Planting - Trees	-	1,500	1,500	1,500	1,560
21-326-5719-26	Planting - Trees	-	-	1,500	-	-
21-326-5720-21	Postage	-	-	-	-	-
21-326-5721-21	Testing & Analysis	-	-	2,500	-	-
21-326-5722-21	Tree Removal	1,144	15,000	15,000	15,000	15,600
21-326-5722-22	Tree Removal	-	-	-	-	-
21-326-5722-24	Tree Removal	-	4,000	4,000	4,000	4,160
21-326-5722-25	Tree Removal	6,760	15,000	15,000	10,000	10,400
21-326-5722-26	Tree Removal	990	500	2,500	500	520
21-326-5723-21	Tree Trimming	8,694	30,000	30,000	30,000	31,200
21-326-5723-22	Tree Trimming	-	-	-	-	-
21-326-5723-24	Tree Trimming	425	5,000	5,000	5,000	5,200
21-326-5723-25	Tree Trimming	23,344	10,000	10,000	20,000	20,800
21-326-5723-26	Tree Trimming	-	12,000	12,000	12,000	12,480
21-326-5724-25	V-Ditch Irrigated Common Area	-	-	-	-	-
21-326-5726-00	Water	-	-	-	-	-
21-326-5726-21	Water	231,792	140,000	225,000	225,000	234,000
21-326-5726-24	Water	48,560	25,000	25,000	25,000	26,250
21-326-5726-25	Water	227,710	115,000	140,000	135,000	140,400
21-326-5726-26	Water	7,635	9,000	9,000	9,000	9,360
21-326-5727-00	Brush Clearance	-	-	-	-	-
21-326-5727-21	Brush Clearance	-	5,000	15,000	5,000	5,200
21-326-5727-25	Brush Clearance	4,500	10,000	10,000	10,000	10,400
21-326-5727-26	Brush Clearance	22,025	2,500	2,500	2,500	2,600
21-326-5728-00	Lake Security	60,000	-	-	-	-
21-326-5799-00	Projects/Miscellaneous	-	-	-	-	-
21-326-5799-21	Projects/Miscellaneous	-	-	-	-	-
21-326-5799-24	Projects/Miscellaneous	-	-	-	-	-
21-326-5799-25	Projects/Miscellaneous	-	-	-	-	-
21-326-5799-26	Projects/Miscellaneous	-	16,000	16,000	16,000	16,640
21-326-6500-00	Capital Outlay	-	35,000	-	-	-
21-326-6503-68	Turf Landscape Replacement	-	-	-	75,000	-
21-326-9900-40	Transfer to Capital	-	2,750,000	-	-	-
		1,502,196	3,933,924	1,384,544	1,779,749	1,773,189
Total Fund 21 Expenditures		3,651,675	3,933,924	2,809,544	1,779,749	1,773,189



LLAD 22 – HOA

(Department 322)

The developer of Calabasas Park Homeowner association (CPHA) requested Los Angeles County to create a landscape district to fund, install, and maintain the common landscape areas.

The LLAD 22 provides maintenance of landscape within street right-of-way and open space areas. Maintenance of landscape on streets within right-of-way includes parkways, center medians, adjacent turf areas, and trees. Within the open space it provides annual weed abatement/brush clearance for fuel reduction/fire safety.

A special assessment is a tax which provides funds over and above the general fund tax in order to provide extra landscape maintenance services. These services are specific to each of the member communities -who has voted to approve the special assessment.

DETAILED BUDGET FY 2023-24 FY 2024-25

Budget Account	Account Name	FY 21/22 Actual	FY 22/23 Current Budget	FY 22/23 CY Estimate	FY 23/24 Recommended	FY 24/25 Recommended
Fund: 22 - Landscape Maintenance District 22						
Revenue						
<u>Division: 000 - Revenue</u>						
22-000-4410-22	Interest Landscape Dist. #22	1,891	3,000	15,000	15,000	15,600
22-000-4420-00	Miscellaneous	692	-	-	-	-
22-000-4411-00	Fair Market Value Investments	-	-	-	-	-
22-000-4010-22	Prop Tax - Dist 22 Ad Valorem	-	-	-	-	-
22-000-4710-22	Prop Tax Direct Assess LMD 22	3,274,090	3,385,826	3,385,826	3,400,000	3,536,000
		<u>3,276,673</u>	<u>3,388,826</u>	<u>3,400,826</u>	<u>3,415,000</u>	<u>3,551,600</u>
Total Fund 22 Revenue		3,276,673	3,388,826	3,400,826	3,415,000	3,551,600
Expenditures						
<u>Division: 322 - LMD #22</u>						
22-322-5100-00	Full Time Salaries	109,594	109,525	109,525	115,694	120,322
22-322-5100-02	Full Time Employee Overtime	-	-	750	-	-
22-322-5103-01	CalPERS City Paid EmployeeCost	148	161	161	143	149
22-322-5103-02	CalPERS Employer Cost	7,617	8,247	8,247	8,970	9,329
22-322-5103-03	CalPERS Unfunded Liability	2,980	674	674	250	260
22-322-5103-04	CalPERS Survivor Benefit	24	24	24	24	25
22-322-5104-00	Benefits	31	1,088	1,088	4,800	4,992
22-322-5104-02	Medical Insurance	14,409	15,846	15,846	13,523	14,064
22-322-5104-03	Dental Insurance	794	809	809	803	835
22-322-5104-04	Vision Insurance	151	151	151	149	155
22-322-5104-05	Short Term Disability	390	626	626	662	688
22-322-5104-06	Long Term Disability	188	202	202	214	223
22-322-5104-07	Life Insurance	268	313	313	331	344
22-322-5104-08	Accidental Death & Dismember	65	79	79	84	87
22-322-5104-09	Employee Assistance Program	44	129	129	44	46
22-322-5106-00	Employer Taxes	-	-	-	-	-
22-322-5106-01	Medicare	1,910	1,830	1,830	1,742	1,812
22-322-5109-00	Hourly Employees	14,264	12,325	18,000	18,000	18,720
22-322-5110-00	Auto Allowance	1,272	2,130	2,130	2,130	2,215
22-322-5110-01	457 Match	1,090	2,190	2,190	2,314	2,407
22-322-5220-00	Office Supplies	-	-	-	-	-
22-322-5222-00	Printing	-	-	-	-	-
22-322-5252-00	Contractual Services	-	-	-	-	-
22-322-5270-00	Business Meeting & Conference	-	-	1,138	-	-
22-322-5701-00	Contractual Services	-	-	-	-	-
22-322-5701-04	Contractual Services	468	2,000	2,000	500	520
22-322-5701-05	Contractual Services	108	200	200	110	114
22-322-5701-06	Contractual Services	1,433	2,900	2,900	1,500	1,560
22-322-5701-07	Contractual Services	1,340	2,800	2,800	1,300	1,352
22-322-5701-08	Contractual Services	1,243	1,400	1,400	1,250	1,300
22-322-5701-09	Contractual Services	284	500	500	500	520
22-322-5701-10	Contractual Services	97	500	500	258	268
22-322-5701-11	Contractual Services	260	500	3,786	1,500	1,560
22-322-5701-12	Contractual Services	50	-	55	25	26
22-322-5701-13	Contractual Services	784	850	862	800	832
22-322-5701-14	Contractual Services	351	390	390	355	369
22-322-5701-15	Contractual Services	-	-	-	-	-

DETAILED BUDGET FY 2023-24 FY 2024-25

Budget Account	Account Name	FY 21/22 Actual	FY 22/23 Current Budget	FY 22/23 CY Estimate	FY 23/24 Recommended	FY 24/25 Recommended
22-322-5701-16	Contractual Services	1,632	1,600	1,794	1,600	1,664
22-322-5701-19	Contractual Services	553	5,100	5,100	5,200	5,408
22-322-5701-20	Contractual Services	325	800	800	350	364
22-322-5702-04	Electric Svc - IrrigationMeter	-	-	-	-	-
22-322-5702-06	Electric Svc - IrrigationMeter	4,754	5,000	5,000	4,800	4,992
22-322-5702-07	Electric Svc - IrrigationMeter	1,506	5,000	5,000	1,800	1,872
22-322-5702-08	Electric Svc - IrrigationMeter	4,648	5,800	5,800	5,800	6,032
22-322-5702-09	Electric Svc - IrrigationMeter	-	-	-	-	-
22-322-5702-10	Electric Svc - IrrigationMeter	7,374	-	2,106	3,500	3,640
22-322-5702-11	Electric Svc - IrrigationMeter	584	250	250	400	416
22-322-5702-14	Electric Svc - IrrigationMeter	350	-	118	-	-
22-322-5702-16	Electric Svc - IrrigationMeter	-	-	-	-	-
22-322-5702-19	Electric Svc - IrrigationMeter	5,418	5,000	5,000	2,000	2,080
22-322-5702-20	Electric Svc - IrrigationMeter	1,086	825	825	-	-
22-322-5702-25	Electric Svc - IrrigationMeter	-	-	-	-	-
22-322-5703-19	Electric Svc - Street Lights	-	-	3,709	-	-
22-322-5704-04	Fertilization	2,398	-	-	-	-
22-322-5704-05	Fertilization	-	-	-	-	-
22-322-5704-06	Fertilization	525	-	-	-	-
22-322-5704-07	Fertilization	735	1,500	1,500	-	-
22-322-5704-08	Fertilization	-	-	-	-	-
22-322-5704-09	Fertilization	-	-	-	-	-
22-322-5704-11	Fertilization	-	-	-	-	-
22-322-5704-12	Fertilization	-	-	-	-	-
22-322-5704-14	Fertilization	-	-	-	-	-
22-322-5705-19	Fountain Maintenance	-	-	-	-	-
22-322-5706-04	Insect & Disease Control	-	-	-	500	520
22-322-5706-05	Insect & Disease Control	-	-	-	-	-
22-322-5706-06	Insect & Disease Control	-	-	-	-	-
22-322-5706-07	Insect & Disease Control	1,932	6,500	6,500	2,000	2,080
22-322-5706-09	Insect & Disease Control	-	350	350	350	364
22-322-5706-10	Insect & Disease Control	742	-	-	-	-
22-322-5706-11	Insect & Disease Control	1,040	1,500	1,500	-	-
22-322-5706-12	Insect & Disease Control	-	-	-	-	-
22-322-5706-13	Insect & Disease Control	-	2,000	2,000	2,000	2,080
22-322-5706-14	Insect & Disease Control	-	650	650	-	-
22-322-5707-04	Irrigation Repairs	24,554	6,000	11,820	10,000	10,400
22-322-5707-05	Irrigation Repairs	3,542	3,000	3,000	3,000	3,120
22-322-5707-06	Irrigation Repairs	40,588	15,000	48,665	10,000	10,400
22-322-5707-07	Irrigation Repairs	26,131	12,500	12,500	10,000	10,400
22-322-5707-08	Irrigation Repairs	25,958	20,000	20,000	15,000	15,600
22-322-5707-09	Irrigation Repairs	15	250	250	250	260
22-322-5707-10	Irrigation Repairs	21,915	3,500	5,732	3,000	3,120
22-322-5707-11	Irrigation Repairs	8,739	2,500	28,962	-	-
22-322-5707-12	Irrigation Repairs	-	-	-	-	-
22-322-5707-13	Irrigation Repairs	-	5,500	8,715	7,000	7,280
22-322-5707-14	Irrigation Repairs	2,845	5,500	5,500	3,500	3,640
22-322-5707-15	Irrigation Repairs	-	-	-	-	-
22-322-5707-19	Irrigation Repairs	23,095	25,000	25,000	25,000	26,000
22-322-5707-20	Irrigation Repairs	987	8,500	8,666	10,000	10,400
22-322-5708-07	Lake Insurance	-	-	-	-	-
22-322-5711-07	Lake Maintenance-Svc Contract	10,851	-	34,466	-	-
22-322-5712-04	Landscape Maint-Svc Contract	83,260	61,200	61,200	87,712	91,220

DETAILED BUDGET FY 2023-24 FY 2024-25

Budget Account	Account Name	FY 21/22 Actual	FY 22/23 Current Budget	FY 22/23 CY Estimate	FY 23/24 Recommended	FY 24/25 Recommended
22-322-5712-05	Landscape Maint-Svc Contract	28,564	28,500	28,500	30,400	31,616
22-322-5712-06	Landscape Maint-Svc Contract	235,802	157,000	157,000	239,000	248,560
22-322-5712-07	Landscape Maint-Svc Contract	87,252	79,000	79,000	94,000	97,760
22-322-5712-08	Landscape Maint-Svc Contract	245,965	149,000	187,126	283,875	295,230
22-322-5712-09	Landscape Maint-Svc Contract	24,233	38,970	38,970	38,970	40,529
22-322-5712-10	Landscape Maint-Svc Contract	49,829	49,800	49,800	60,000	62,400
22-322-5712-11	Landscape Maint-Svc Contract	46,879	39,659	39,659	52,125	54,210
22-322-5712-13	Landscape Maint-Svc Contract	69,851	70,000	70,000	82,200	85,488
22-322-5712-14	Landscape Maint-Svc Contract	42,470	47,550	47,550	61,729	64,198
22-322-5712-15	Landscape Maint-Svc Contract	-	-	-	-	-
22-322-5712-16	Landscape Maint-Svc Contract	-	-	-	-	-
22-322-5712-19	Landscape Maint-Svc Contract	105,081	105,000	105,000	105,000	109,200
22-322-5712-20	Landscape Maint-Svc Contract	78,084	52,500	52,500	82,000	85,280
22-322-5712-22	Landscape Maint-Svc Contract	-	-	-	-	-
22-322-5712-24	Landscape Maint-Svc Contract	-	-	-	-	-
22-322-5712-25	Landscape Maint-Svc Contract	-	-	-	-	-
22-322-5712-30	Landscape Maint-Svc Contract	-	-	-	-	-
22-322-5712-31	Landscape Maint-Svc Contract	-	-	-	-	-
22-322-5713-04	Landscape Refurbishment	11,474	8,500	8,500	500	520
22-322-5713-05	Landscape Refurbishment	6,481	500	500	500	520
22-322-5713-06	Landscape Refurbishment	6,271	40,000	40,000	20,000	20,800
22-322-5713-07	Landscape Refurbishment	106,975	40,000	41,660	12,500	13,000
22-322-5713-08	Landscape Refurbishment	27,104	10,500	10,500	-	-
22-322-5713-09	Landscape Refurbishment	-	500	1,714	500	520
22-322-5713-10	Landscape Refurbishment	40,344	-	-	1,500	1,560
22-322-5713-11	Landscape Refurbishment	2,052	3,500	3,500	-	-
22-322-5713-12	Landscape Refurbishment	-	-	-	-	-
22-322-5713-13	Landscape Refurbishment	28,237	20,000	20,000	20,000	20,800
22-322-5713-14	Landscape Refurbishment	15,176	1,000	1,000	850	884
22-322-5713-15	Landscape Refurbishment	-	-	-	-	-
22-322-5713-16	Landscape Refurbishment	-	75,000	75,000	15,000	15,600
22-322-5713-19	Landscape Refurbishment	16,231	30,000	30,000	30,000	31,200
22-322-5713-20	Landscape Refurbishment	832	1,600	1,600	2,000	2,080
22-322-5713-24	Landscape Refurbishment	-	-	-	-	-
22-322-5713-25	Landscape Refurbishment	-	-	-	-	-
22-322-5714-00	Office Supplies	-	-	-	-	-
22-322-5714-07	Office Supplies	-	-	-	-	-
22-322-5714-25	Office Supplies	-	-	-	-	-
22-322-5715-06	Park Maintenance	-	-	-	-	-
22-322-5715-09	Park Maintenance	-	-	-	-	-
22-322-5715-16	Park Maintenance	-	-	10,251	95,000	98,800
22-322-5715-19	Park Maintenance	-	1,500	1,500	-	-
22-322-5716-04	Pest Abatement	760	3,000	3,000	3,000	3,120
22-322-5716-05	Pest Abatement	-	-	-	-	-
22-322-5716-06	Pest Abatement	-	475	475	250	260
22-322-5716-07	Pest Abatement	5,976	10,500	10,500	9,000	9,360
22-322-5716-08	Pest Abatement	-	-	-	-	-
22-322-5716-09	Pest Abatement	-	-	-	-	-
22-322-5716-10	Pest Abatement	5,800	6,600	6,600	6,000	6,240
22-322-5716-11	Pest Abatement	-	-	-	-	-
22-322-5716-12	Pest Abatement	-	-	-	-	-
22-322-5716-13	Pest Abatement	-	-	-	1,000	1,040
22-322-5716-14	Pest Abatement	-	-	-	-	-

DETAILED BUDGET FY 2023-24 FY 2024-25

Budget Account	Account Name	FY 21/22 Actual	FY 22/23 Current Budget	FY 22/23 CY Estimate	FY 23/24 Recommended	FY 24/25 Recommended
22-322-5716-19	Pest Abatement	6,067	4,000	4,123	5,500	5,720
22-322-5716-20	Pest Abatement	-	-	-	-	-
22-322-5717-04	Planting - Color Change	-	-	-	-	-
22-322-5717-06	Planting - Color Change	-	-	-	-	-
22-322-5717-07	Planting - Color Change	-	-	-	-	-
22-322-5717-09	Planting - Color Change	-	-	-	-	-
22-322-5717-10	Planting - Color Change	-	-	-	-	-
22-322-5717-11	Planting - Color Change	-	-	-	-	-
22-322-5717-12	Planting - Color Change	-	-	-	-	-
22-322-5717-13	Planting - Color Change	-	-	-	-	-
22-322-5717-14	Planting - Color Change	-	-	-	-	-
22-322-5717-19	Planting - Color Change	-	-	-	-	-
22-322-5717-20	Planting - Color Change	-	-	-	-	-
22-322-5717-24	Planting - Color Change	-	-	-	-	-
22-322-5717-25	Planting - Color Change	-	-	-	-	-
22-322-5718-00	Planting - Shrubs & Turf Grass	-	-	-	-	-
22-322-5718-05	Planting - Shrubs & Turf Grass	-	-	-	-	-
22-322-5718-06	Planting - Shrubs & Turf Grass	-	-	-	-	-
22-322-5718-07	Planting - Shrubs & Turf Grass	-	-	-	-	-
22-322-5718-09	Planting - Shrubs & Turf Grass	-	-	-	-	-
22-322-5718-10	Planting - Shrubs & Turf Grass	-	-	-	-	-
22-322-5718-11	Planting - Shrubs & Turf Grass	-	-	-	-	-
22-322-5718-13	Planting - Shrubs & Turf Grass	-	-	-	-	-
22-322-5718-14	Planting - Shrubs & Turf Grass	-	-	-	-	-
22-322-5718-16	Planting - Shrubs & Turf Grass	-	-	-	-	-
22-322-5718-19	Planting - Shrubs & Turf Grass	-	-	-	-	-
22-322-5718-20	Planting - Shrubs & Turf Grass	-	-	-	-	-
22-322-5718-24	Planting - Shrubs & Turf Grass	-	-	-	-	-
22-322-5718-25	Planting - Shrubs & Turf Grass	-	-	-	-	-
22-322-5719-04	Planting - Trees	-	-	-	-	-
22-322-5719-05	Planting - Trees	-	-	-	-	-
22-322-5719-06	Planting - Trees	-	2,500	2,500	15,000	15,600
22-322-5719-07	Planting - Trees	-	1,200	1,200	-	-
22-322-5719-08	Planting - Trees	-	-	-	-	-
22-322-5719-09	Planting - Trees	-	-	-	-	-
22-322-5719-10	Planting - Trees	-	-	-	-	-
22-322-5719-11	Planting - Trees	-	-	-	-	-
22-322-5719-12	Planting - Trees	-	-	-	-	-
22-322-5719-13	Planting - Trees	-	-	-	-	-
22-322-5719-14	Planting - Trees	-	-	-	-	-
22-322-5719-16	Planting - Trees	3,900	-	-	-	-
22-322-5719-19	Planting - Trees	-	-	-	-	-
22-322-5719-20	Planting - Trees	-	-	-	-	-
22-322-5719-25	Planting - Trees	-	-	-	-	-
22-322-5720-04	Postage	-	-	-	-	-
22-322-5720-06	Postage	-	-	-	-	-
22-322-5720-07	Postage	-	-	-	-	-
22-322-5720-11	Postage	-	-	-	-	-
22-322-5720-19	Postage	-	-	-	-	-
22-322-5720-20	Postage	-	-	-	-	-
22-322-5721-08	Testing & Analysis	-	-	-	-	-
22-322-5721-11	Testing & Analysis	-	-	-	-	-
22-322-5721-24	Testing & Analysis	-	-	-	-	-

DETAILED BUDGET FY 2023-24 FY 2024-25

Budget Account	Account Name	FY 21/22 Actual	FY 22/23 Current Budget	FY 22/23 CY Estimate	FY 23/24 Recommended	FY 24/25 Recommended
22-322-5722-04	Tree Removal	1,863	3,500	3,500	-	-
22-322-5722-05	Tree Removal	2,686	1,000	1,000	3,000	3,120
22-322-5722-06	Tree Removal	11,069	25,000	25,000	15,000	15,600
22-322-5722-07	Tree Removal	45,543	20,000	20,000	35,000	36,400
22-322-5722-08	Tree Removal	25,807	20,000	44,060	10,000	10,400
22-322-5722-09	Tree Removal	1,437	350	1,345	350	364
22-322-5722-10	Tree Removal	7,998	5,500	5,787	2,500	2,600
22-322-5722-11	Tree Removal	6,210	7,500	7,500	-	-
22-322-5722-12	Tree Removal	-	-	-	-	-
22-322-5722-13	Tree Removal	19,332	8,500	111,285	15,000	15,600
22-322-5722-14	Tree Removal	-	1,500	1,500	500	520
22-322-5722-15	Tree Removal	-	-	-	-	-
22-322-5722-16	Tree Removal	4,000	-	-	-	-
22-322-5722-19	Tree Removal	8,001	15,000	15,000	15,000	15,600
22-322-5722-20	Tree Removal	9,745	13,500	13,500	5,000	5,200
22-322-5722-22	Tree Removal	-	-	-	-	-
22-322-5722-24	Tree Removal	979	-	-	-	-
22-322-5722-25	Tree Removal	-	-	-	-	-
22-322-5723-04	Tree Trimming	7,075	7,000	7,000	-	-
22-322-5723-05	Tree Trimming	13,727	10,000	10,000	10,000	10,400
22-322-5723-06	Tree Trimming	8,618	47,000	47,000	50,000	52,000
22-322-5723-07	Tree Trimming	35,435	75,000	75,000	45,000	46,800
22-322-5723-08	Tree Trimming	82,335	35,000	35,000	15,000	15,600
22-322-5723-09	Tree Trimming	8,791	3,500	3,500	3,500	3,640
22-322-5723-10	Tree Trimming	10,480	10,000	10,000	10,000	10,400
22-322-5723-11	Tree Trimming	38,572	28,000	28,000	-	-
22-322-5723-12	Tree Trimming	5,025	5,300	5,300	6,000	6,240
22-322-5723-13	Tree Trimming	40,034	42,000	42,000	42,000	43,680
22-322-5723-14	Tree Trimming	6,280	10,000	10,465	10,000	10,400
22-322-5723-15	Tree Trimming	-	-	-	-	-
22-322-5723-16	Tree Trimming	-	24,642	36,000	35,000	36,400
22-322-5723-19	Tree Trimming	1,420	30,000	30,000	30,000	31,200
22-322-5723-20	Tree Trimming	14,955	46,000	46,000	18,000	18,720
22-322-5723-22	Tree Trimming	-	-	-	-	-
22-322-5723-24	Tree Trimming	-	-	-	-	-
22-322-5723-25	Tree Trimming	-	-	-	-	-
22-322-5725-06	V-Ditch Non-Irrigated Common	859	2,525	2,525	1,500	1,560
22-322-5725-07	V-Ditch Non-Irrigated Common	-	-	-	-	-
22-322-5726-04	Water	42,637	50,000	50,000	42,000	43,680
22-322-5726-05	Water	18,794	19,500	19,500	18,500	19,240
22-322-5726-06	Water	-	-	-	-	-
22-322-5726-07	Water	168,262	120,000	120,000	120,000	124,800
22-322-5726-08	Water	89,781	115,500	115,500	75,000	78,000
22-322-5726-09	Water	6,148	6,800	6,800	6,800	7,072
22-322-5726-10	Water	26,922	42,000	42,000	40,000	41,600
22-322-5726-11	Water	50,236	36,000	36,000	40,000	41,600
22-322-5726-12	Water	3,561	2,450	3,006	2,850	2,964
22-322-5726-13	Water	4,573	24,000	24,000	24,000	24,960
22-322-5726-14	Water	27,761	25,000	29,329	25,000	26,000
22-322-5726-16	Water	215,549	210,000	210,000	195,000	202,800
22-322-5726-19	Water	122,470	90,000	90,000	90,000	93,600
22-322-5726-20	Water	47,077	40,000	40,000	40,000	41,600
22-322-5726-24	Water	-	-	-	-	-

DETAILED BUDGET FY 2023-24 FY 2024-25

Budget Account	Account Name	FY 21/22 Actual	FY 22/23 Current Budget	FY 22/23 CY Estimate	FY 23/24 Recommended	FY 24/25 Recommended
22-322-5726-25	Water	-	-	-	-	-
22-322-5727-00	Brush Clearance	-	-	-	-	-
22-322-5727-04	Brush Clearance	3,465	20,000	20,000	7,000	7,280
22-322-5727-05	Brush Clearance	5,067	3,500	3,500	5,100	5,100
22-322-5727-06	Brush Clearance	49,315	75,000	75,000	65,000	67,600
22-322-5727-07	Brush Clearance	99,625	62,500	62,500	85,000	88,400
22-322-5727-08	Brush Clearance	76,444	92,500	92,500	90,000	93,600
22-322-5727-09	Brush Clearance	5,239	-	-	-	-
22-322-5727-10	Brush Clearance	15,065	21,500	21,500	18,000	18,720
22-322-5727-14	Brush Clearance	117	5,000	5,000	2,000	2,080
22-322-5727-16	Brush Clearance	160,557	145,000	145,000	145,000	150,800
22-322-5727-19	Brush Clearance	31,687	-	-	-	-
22-322-5727-20	Brush Clearance	23,400	5,800	5,800	20,000	20,800
22-322-5727-25	Brush Clearance	-	-	-	-	-
22-322-5799-00	Projects/Miscellaneous	-	-	-	-	-
22-322-5799-05	Projects/Miscellaneous	-	-	-	-	-
22-322-5799-06	Projects/Miscellaneous	-	-	-	5,000	5,200
22-322-5799-07	Projects/Miscellaneous	-	-	-	44,000	45,760
22-322-5799-08	Projects/Miscellaneous	-	-	-	-	-
22-322-5799-09	Projects/Miscellaneous	-	-	-	-	-
22-322-5799-10	Projects/Miscellaneous	-	-	-	5,000	5,200
22-322-5799-11	Projects/Miscellaneous	-	1,308	1,308	-	-
22-322-5799-12	Projects/Miscellaneous	-	-	-	-	-
22-322-5799-13	Projects/Miscellaneous	-	-	2,131	11,000	11,440
22-322-5799-14	Projects/Miscellaneous	-	-	-	-	-
22-322-5799-15	Projects/Miscellaneous	-	-	-	-	-
22-322-5799-16	Projects/Miscellaneous	-	-	-	10,000	10,400
22-322-5799-18	Projects/Miscellaneous	-	-	-	-	-
22-322-5799-19	Projects/Miscellaneous	-	-	-	10,000	10,400
22-322-5799-20	Projects/Miscellaneous	-	-	-	25,000	26,000
22-322-5799-22	Projects/Miscellaneous	-	-	-	-	-
22-322-5799-25	Projects/Miscellaneous	-	-	-	-	-
22-322-6500-00	Capital Outlay	-	-	-	-	-
22-322-6503-68	Turf Landscape Replacement	-	-	-	61,500	-
		3,479,457	3,167,243	3,488,652	3,465,236	3,539,681
Total Fund 22 Expenditures		3,479,457	3,167,243	3,488,652	3,465,236	3,539,681



LLAD 24 **(Department 323)**

The developer of the homeowner associations located in the Lost Hills Road/Calabasas Hills Road section of Calabasas requested Los Angeles County to create a landscape district to fund installation and maintenance of street trees, street median landscape, and specified slopes and creek bank maintenance.

The LLAD 24 provides maintenance of landscape within street right-of-way and open space areas. The open space areas include specified slopes and creek banks. Maintenance of landscape on streets within right-of-way includes parkways, center medians, adjacent turf areas, trees, and annual weed abatement/brush clearance for fuel reduction/fire safety.

A special assessment is a tax which provides funds over and above the general fund tax in order to provide extra landscape maintenance services. These services are specific to each of the member communities -who has voted to approve the special assessment.

DETAILED BUDGET FY 2023-24 FY 2024-25

Budget Account	Account Name	FY 21/22 Actual	FY 22/23 Current Budget	FY 22/23 CY Estimate	FY 23/24 Recommended	FY 24/25 Recommended
Fund: 24 - Landscape Maintenance District #24						
Revenue						
<u>Division: 000 - Revenue</u>						
24-000-4410-24	Interest Landscape Dist. #24	(103)	100	(1,000)	100	104
24-000-4411-00	Fair Market Value Investments	-	-	-	-	-
24-000-4710-24	Prop Tax Direct Assess LMD 24	211,405	226,000	226,000	230,000	239,200
24-000-4900-10	Transfer in General Fund	-	-	-	-	-
		<u>211,302</u>	<u>226,100</u>	<u>225,000</u>	<u>230,100</u>	<u>239,304</u>
Total Fund 24 Revenue		211,302	226,100	225,000	230,100	239,304
Expenditures						
<u>Division: 323 - LMD #24</u>						
24-323-5100-00	Full Time Salaries	33,381	34,471	34,471	36,142	37,588
24-323-5100-02	Full Time Employee Overtime	-	-	250	-	-
24-323-5103-01	CalPERS City Paid EmployeeCost	148	161	161	143	149
24-323-5103-02	CalPERS Employer Cost	2,438	2,640	2,640	2,860	2,974
24-323-5103-03	CalPERS Unfunded Liability	1,043	390	390	250	260
24-323-5103-04	CalPERS Survivor Benefit	7	7	7	8	8
24-323-5104-00	Benefits	-	327	327	1,440	1,498
24-323-5104-02	Medical Insurance	4,501	4,952	4,952	4,171	4,338
24-323-5104-03	Dental Insurance	248	253	253	248	258
24-323-5104-04	Vision Insurance	47	47	47	46	48
24-323-5104-05	Short Term Disability	122	197	197	207	215
24-323-5104-06	Long Term Disability	59	63	63	66	69
24-323-5104-07	Life Insurance	83	100	100	105	109
24-323-5104-08	Accidental Death & Dismember	20	25	25	27	28
24-323-5104-09	Employee Assistance Program	13	129	129	12	12
24-323-5106-00	Employer Taxes	-	-	-	-	-
24-323-5106-01	Medicare	516	573	573	544	566
24-323-5109-00	Hourly Employees	-	3,698	3,698	4,000	4,160
24-323-5110-00	Auto Allowance	99	660	660	660	686
24-323-5110-01	457 Match	343	689	689	723	752
24-323-5220-00	Office Supplies	-	-	-	-	-
24-323-5252-00	Contractual Services	-	-	-	-	-
24-323-5252-80	Tree Trimming	-	-	-	-	-
24-323-5270-00	Business Meeting & Conference	-	-	87	-	-
24-323-5701-00	Contractual Services	-	-	-	-	-
24-323-5701-30	Contractual Services	-	500	500	500	520
24-323-5701-31	Contractual Services	-	200	200	200	208
24-323-5701-32	Contractual Services	-	200	200	200	208
24-323-5701-33	Contractual Services	-	200	200	200	208
24-323-5701-34	Contractual Services	-	200	200	200	208
24-323-5701-35	Contractual Services	-	200	200	200	208
24-323-5701-36	Contractual Services	-	200	200	200	208
24-323-5701-37	Contractual Services	-	200	200	200	208

DETAILED BUDGET FY 2023-24 FY 2024-25

Budget Account	Account Name	FY 21/22 Actual	FY 22/23 Current Budget	FY 22/23 CY Estimate	FY 23/24 Recommended	FY 24/25 Recommended
24-323-5702-30	Electric Svc - IrrigationMeter	2,718	2,100	2,100	2,100	2,184
24-323-5704-30	Fertilization	-	-	-	-	-
24-323-5706-30	Insect & Disease Control	-	500	500	500	520
24-323-5707-30	Irrigation Repairs	75	3,500	3,500	3,500	3,640
24-323-5707-31	Irrigation Repairs	45	-	174	-	-
24-323-5707-32	Irrigation Repairs	314	-	269	-	-
24-323-5707-33	Irrigation Repairs	305	-	299	-	-
24-323-5707-37	Irrigation Repairs	135	-	45	-	-
24-323-5712-30	Landscape Maint-Svc Contract	13,745	66,500	66,500	66,500	69,160
24-323-5712-31	Landscape Maint-Svc Contract	12,493	5,000	8,028	5,000	5,200
24-323-5712-32	Landscape Maint-Svc Contract	31,821	20,000	20,000	20,000	20,800
24-323-5712-33	Landscape Maint-Svc Contract	12,799	10,000	10,000	10,000	10,400
24-323-5712-34	Landscape Maint-Svc Contract	2,705	2,500	2,500	2,500	2,600
24-323-5712-35	Landscape Maint-Svc Contract	2,714	2,500	2,500	2,500	2,600
24-323-5712-36	Landscape Maint-Svc Contract	1,813	2,000	2,000	2,000	2,080
24-323-5712-37	Landscape Maint-Svc Contract	12,064	7,000	7,605	7,000	7,280
24-323-5713-30	Landscape Refurbishment	275	2,000	8,400	2,000	2,080
24-323-5713-31	Landscape Refurbishment	2,600	500	1,438	500	520
24-323-5713-32	Landscape Refurbishment	8,768	8,500	8,500	8,500	8,840
24-323-5713-33	Landscape Refurbishment	2,950	4,000	4,000	4,000	4,160
24-323-5713-34	Landscape Refurbishment	1,440	2,000	2,414	2,000	2,080
24-323-5713-35	Landscape Refurbishment	-	2,200	2,200	2,200	2,288
24-323-5713-36	Landscape Refurbishment	-	1,800	1,800	1,800	1,872
24-323-5713-37	Landscape Refurbishment	1,704	1,500	1,500	1,500	1,560
24-323-5714-00	Office Supplies	-	-	-	-	-
24-323-5714-30	Office Supplies	-	-	-	-	-
24-323-5716-30	Pest Abatement	-	-	-	-	-
24-323-5716-40	Pest Abatement	-	-	-	-	-
24-323-5717-30	Planting - Color Change	-	-	-	-	-
24-323-5718-30	Planting - Shrubs & Turf Grass	-	-	-	-	-
24-323-5718-31	Planting - Shrubs & Turf Grass	-	-	-	-	-
24-323-5719-30	Planting - Trees	-	-	-	-	-
24-323-5719-31	Planting - Trees	-	-	-	-	-
24-323-5722-30	Tree Removal	4,213	25,000	25,000	25,000	26,000
24-323-5722-31	Tree Removal	805	-	-	-	-
24-323-5722-32	Tree Removal	7,947	1,500	1,500	1,500	1,560
24-323-5722-33	Tree Removal	3,455	1,000	1,000	1,000	1,000
24-323-5723-30	Tree Trimming	1,365	25,000	25,000	25,000	26,000
24-323-5723-31	Tree Trimming	17,076	-	484	-	-
24-323-5723-33	Tree Trimming	21,081	12,000	12,000	12,000	12,480
24-323-5723-34	Tree Trimming	1,725	1,500	1,500	1,500	1,560
24-323-5723-35	Tree Trimming	2,685	500	500	500	520
24-323-5723-36	Tree Trimming	2,106	2,000	2,000	2,000	2,080
24-323-5726-30	Water	8,712	31,000	31,000	31,000	32,240
24-323-5726-31	Water	-	-	-	-	-
24-323-5726-32	Water	6,907	4,000	4,482	4,000	4,200
24-323-5726-33	Water	7,750	5,000	5,000	5,000	5,200
24-323-5726-34	Water	-	-	-	-	-
24-323-5726-35	Water	3,153	2,000	2,000	2,000	2,080
24-323-5726-36	Water	-	-	-	-	-
24-323-5726-37	Water	2,927	2,000	2,462	2,000	2,080

DETAILED BUDGET FY 2023-24 FY 2024-25

Budget Account	Account Name	FY 21/22 Actual	FY 22/23 Current Budget	FY 22/23 CY Estimate	FY 23/24 Recommended	FY 24/25 Recommended
24-323-5727-30	Brush Clearance	-	10,000	10,000	10,000	10,400
24-323-5727-31	Brush Clearance	117	-	-	-	-
24-323-5727-32	Brush Clearance	8,500	-	1,200	-	-
24-323-5727-33	Brush Clearance	117	-	-	-	-
24-323-5727-34	Brush Clearance	117	-	400	-	-
24-323-5727-37	Brush Clearance	5,586	-	600	-	-
24-323-5799-30	Projects/Miscellaneous	-	-	-	-	-
24-323-6500-00	Capital Outlay	-	2,100	2,100	-	-
24-323-6503-68	Turf Landscape Replacement	-	-	-	4,500	-
		<u>260,895</u>	<u>319,982</u>	<u>336,119</u>	<u>324,652</u>	<u>332,958</u>
Total Fund 24 Expenditures		260,895	319,982	336,119	324,652	332,958

DETAILED BUDGET FY 2023-24 FY 2024-25

Budget Account	Account Name	FY 21/22 Actual	FY 22/23 Current Budget	FY 22/23 CY Estimate	FY 23/24 Recommended	FY 24/25 Recommended
Fund: 25 - Prop C						
Revenue						
<u>Division: 000 - Revenue</u>						
25-000-4410-00	Interest Income	1,497	7,100	15,000	15,000	15,600
25-000-4411-00	Fair Market Value Investments	-	-	-	-	-
25-000-4630-00	Prop C	506,767	360,000	500,000	500,000	520,000
25-000-4900-16	Transfer in Developr ImpactFee	-	-	-	-	-
25-000-4900-20	Transfer in Prop A	(4,681)	-	-	-	-
25-000-4900-34	Transfer in Measure R Local	-	-	-	-	-
25-000-4900-39	Transfer in Measure R Trans	-	-	-	-	-
		<u>503,583</u>	<u>367,100</u>	<u>515,000</u>	<u>515,000</u>	<u>535,600</u>
Total Fund 25 Revenue		503,583	367,100	515,000	515,000	535,600
Expenditures						
<u>Division: 134 - Non-Departmental</u>						
25-134-9900-10	Transfer to General Fund	-	-	-	-	-
25-134-9900-20	Transfer to Prop A	4,681	-	-	-	-
25-134-9900-29	Transfer to Transit	311,008	334,300	309,300	309,300	309,300
25-134-9900-34	Transfer to Measure R LR	-	-	-	-	-
25-134-9900-40	Transfer to Capital	-	-	-	-	-
		<u>315,689</u>	<u>334,300</u>	<u>309,300</u>	<u>309,300</u>	<u>309,300</u>
<u>Division: 331 - Transportation Planning</u>						
25-331-5100-00	Full Time Salaries	34,617	36,662	36,662	43,310	45,042
25-331-5100-02	Full Time Employee Overtime	-	-	571	-	-
25-331-5103-01	CalPERS City Paid EmployeeCost	-	56	56	-	-
25-331-5103-02	CalPERS Employer Cost	2,239	2,762	2,762	3,326	3,459
25-331-5103-03	CalPERS Unfunded Liability	1,063	229	229	-	-
25-331-5103-04	CalPERS Survivor Benefit	10	12	12	12	12
25-331-5104-00	Benefits	1,382	1,845	1,845	3,300	3,432
25-331-5104-02	Medical Insurance	1,557	3,724	3,964	8,164	8,491
25-331-5104-03	Dental Insurance	224	269	269	475	494
25-331-5104-04	Vision Insurance	52	62	62	87	90
25-331-5104-05	Short Term Disability	120	210	210	248	258
25-331-5104-06	Long Term Disability	58	67	67	80	83
25-331-5104-07	Life Insurance	90	105	105	123	128
25-331-5104-08	Accidental Death & Dismember	22	27	27	31	33
25-331-5104-09	Employee Assistance Program	22	86	86	22	23
25-331-5106-01	Medicare	554	542	542	641	667
25-331-5110-01	457 Match	293	733	733	866	901
25-331-9800-00	Cost Allocation Plan Charges	110,000	110,000	110,000	110,000	110,000
		<u>152,303</u>	<u>157,391</u>	<u>158,202</u>	<u>170,685</u>	<u>173,113</u>
<u>Division: 333 - Transit Services</u>						
25-333-5252-00	Contractual Services	-	-	-	-	-
25-333-5252-29	Public Transit Fueling #110-04	-	-	-	-	-
25-333-5252-32	Transit Administration #480-09	-	-	-	-	-
25-333-5252-39	Flexible Route Shuttle #110-01	-	-	-	-	-
25-333-5252-49	Trolley #110-02	-	-	-	-	-
25-333-5252-51	Vehicle Maintenance #180-01	-	-	-	-	-
25-333-5252-52	Transit Marketing #280-01	-	-	-	-	-
25-333-5252-53	Line 1 Fixed Rt (JARC) #110-05	-	-	-	-	-

DETAILED BUDGET FY 2023-24 FY 2024-25

Budget Account	Account Name	FY 21/22 Actual	FY 22/23 Current Budget	FY 22/23 CY Estimate	FY 23/24 Recommended	FY 24/25 Recommended
		-	-	-	-	-
Total Fund 25 Expenditures		467,992	491,691	467,502	479,985	482,413

DETAILED BUDGET FY 2023-24 FY 2024-25

Budget Account	Account Name	FY 21/22 Actual	FY 22/23 Current Budget	FY 22/23 CY Estimate	FY 23/24 Recommended	FY 24/25 Recommended
Fund: 26 - Transportation Development Act (TDA)						
Revenue						
<u>Division: 000 - Revenue</u>						
26-000-4840-19	Return of Unused TDA Funds	-	-	-	-	-
26-000-4410-00	Interest Income	141	(100)	(1,000)	(100)	(104)
26-000-4411-00	Fair Market Value Investments	-	-	-	-	-
26-000-4635-00	TDA Revenue	5,495	3,000	7,500	5,000	5,200
26-000-4900-10	Transfer in General Fund	-	-	-	-	-
26-331-4840-19	Return of Unused TDA Funds	-	-	-	-	-
		<hr/> 5,636	<hr/> 2,900	<hr/> 6,500	<hr/> 4,900	<hr/> 5,096
Total Fund 26 Revenue		5,636	2,900	6,500	4,900	5,096
Expenditures						
<u>Division 331 - Transportation Planning</u>						
26-331-5252-00	Contractual Services	6,955	-	22,000	-	-
26-331-5252-10	Road safety/Shoulder/Pky maint	-	-	-	-	-
		<hr/> 6,955	<hr/> -	<hr/> 22,000	<hr/> -	<hr/> -
Total Fund 26 Expenditures		6,955	-	22,000	-	-



LLAD 27 **(Department 324)**

The LLAD 27 is located within a section of Las Virgenes Road, North of Parkmor Road, and on both sides of a one-block section of Thousand Oaks Blvd, from Las Virgenes Road to Ruthwood Drive. The developer of the homeowner associations and apartment complexes located on N. Las Virgenes Road requested Los Angeles County to create a special assessment district, to fund the installation and maintenance of street trees and median landscape.

LLAD 27 provides maintenance of landscape within street right-of-way. Maintenance of landscape on streets within right-of-way includes parkways, center medians, and street trees.

A special assessment is a tax which provides funds over and above the general fund tax in order to provide extra landscape maintenance services. These services are specific to each of the member communities -who has voted to approve the special assessment.

DETAILED BUDGET FY 2023-24 FY 2024-25

Budget Account	Account Name	FY 21/22 Actual	FY 22/23 Current Budget	FY 22/23 CY Estimate	FY 23/24 Recommended	FY 24/25 Recommended
Fund: 27 - Landscape Maintenance District #27						
Revenue						
<u>Division: 000 - Revenue</u>						
27-000-4410-27	Interest Landscape Dist. #27	196	3,800	4,000	4,000	4,160
27-000-4420-00	Miscellaneous	-	-	-	-	-
27-000-4411-00	Fair Market Value Investments	-	-	-	-	-
27-000-4710-27	Prop Tax Direct Assess LMD 27	376,894	390,000	390,000	400,000	416,000
		<u>377,090</u>	<u>393,800</u>	<u>394,000</u>	<u>404,000</u>	<u>420,160</u>
Total Fund 27 Revenue		377,090	393,800	394,000	404,000	420,160
Expenditures						
<u>Division: 324 - Intergovernmental Relations</u>						
27-324-5100-00	Full Time Salaries	10,363	10,721	10,721	11,365	11,820
27-324-5100-02	Full Time Employee Overtime	-	-	100	-	-
27-324-5103-01	CalPERS City Paid EmployeeCost	-	-	-	-	-
27-324-5103-02	CalPERS Employer Cost	740	800	800	873	908
27-324-5103-03	CalPERS Unfunded Liability	277	40	40	-	-
27-324-5103-04	CalPERS Survivor Benefit	2	2	2	2	2
27-324-5104-00	Benefits	5	109	109	480	499
27-324-5104-02	Medical Insurance	1,416	1,556	1,556	1,336	1,389
27-324-5104-03	Dental Insurance	625	79	79	79	82
27-324-5104-04	Vision Insurance	129	15	15	15	16
27-324-5104-05	Short Term Disability	38	62	62	65	68
27-324-5104-06	Long Term Disability	19	20	20	21	22
27-324-5104-07	Life Insurance	27	31	31	33	34
27-324-5104-08	Accidental Death & Dismember	6	8	8	8	8
27-324-5104-09	Employee Assistance Program	4	86	86	4	4
27-324-5106-00	Employer Taxes	-	-	-	-	-
27-324-5106-01	Medicare	67	180	180	171	178
27-324-5106-02	Social Security	-	-	-	-	-
27-324-5109-00	Hourly Employees	-	1,233	1,233	1,000	1,040
27-324-5110-00	Auto Allowance	25	210	210	210	218
27-324-5110-01	457 Match	107	215	215	227	236
27-324-5220-00	Office Supplies	-	-	-	-	-
27-324-5252-00	Contractual Services	-	-	-	-	-
27-324-5252-80	Tree Trimming	-	-	-	-	-
27-324-5270-00	Business Meeting & Conference	-	-	29	-	-
27-324-5701-00	Contractual Services	-	-	-	-	-
27-324-5701-40	Contractual Services	956	-	1,020	-	-
27-324-5701-41	Contractual Services	251	500	500	400	416
27-324-5702-40	Electric Svc - IrrigationMeter	185	500	500	300	312
27-324-5704-40	Fertilization	-	-	-	-	-
27-324-5706-40	Insect & Disease Control	-	-	-	-	-
27-324-5707-40	Irrigation Repairs	178	4,000	4,000	5,700	5,928
27-324-5707-41	Irrigation Repairs	6,839	10,000	13,072	10,000	10,400
27-324-5712-40	Landscape Maint-Svc Contract	17,492	18,000	18,000	32,497	33,797
27-324-5712-41	Landscape Maint-Svc Contract	162,176	188,000	188,000	188,000	195,520
27-324-5713-40	Landscape Refurbishment	-	1,500	1,500	500	520
27-324-5713-41	Landscape Refurbishment	1,245	39,500	39,500	5,000	5,000
27-324-5714-40	Office Supplies	-	400	400	-	-

DETAILED BUDGET FY 2023-24 FY 2024-25

Budget Account	Account Name	FY 21/22 Actual	FY 22/23 Current Budget	FY 22/23 CY Estimate	FY 23/24 Recommended	FY 24/25 Recommended
27-324-5717-40	Planting - Color Change	-	-	-	-	-
27-324-5718-40	Planting - Shrubs & Turf Grass	-	-	-	-	-
27-324-5719-40	Planting - Trees	-	500	500	-	-
27-324-5719-41	Planting - Trees	-	-	-	-	-
27-324-5722-40	Tree Removal	-	6,000	6,000	1,000	1,040
27-324-5722-41	Tree Removal	-	-	-	-	-
27-324-5723-40	Tree Trimming	1,730	5,000	5,000	-	-
27-324-5723-41	Tree Trimming	-	-	-	10,000	10,400
27-324-5726-40	Water	-	5,500	5,500	2,800	2,912
27-324-5726-41	Water	-	-	-	-	-
27-324-5727-40	Brush Clearance	-	-	-	-	-
27-324-5727-41	Brush Clearance	45,000	35,000	35,000	28,000	29,120
27-324-5799-41	Projects/Miscellaneous	81,108	-	-	5,000	5,200
27-324-6500-00	Capital Outlay	-	3,500	3,500	-	-
27-324-6503-68	Turf Landscape Replacement	-	-	-	7,500	-
		331,010	333,267	337,488	312,586	317,090
Total Fund 27 Expenditures		331,010	333,267	337,488	312,586	317,090



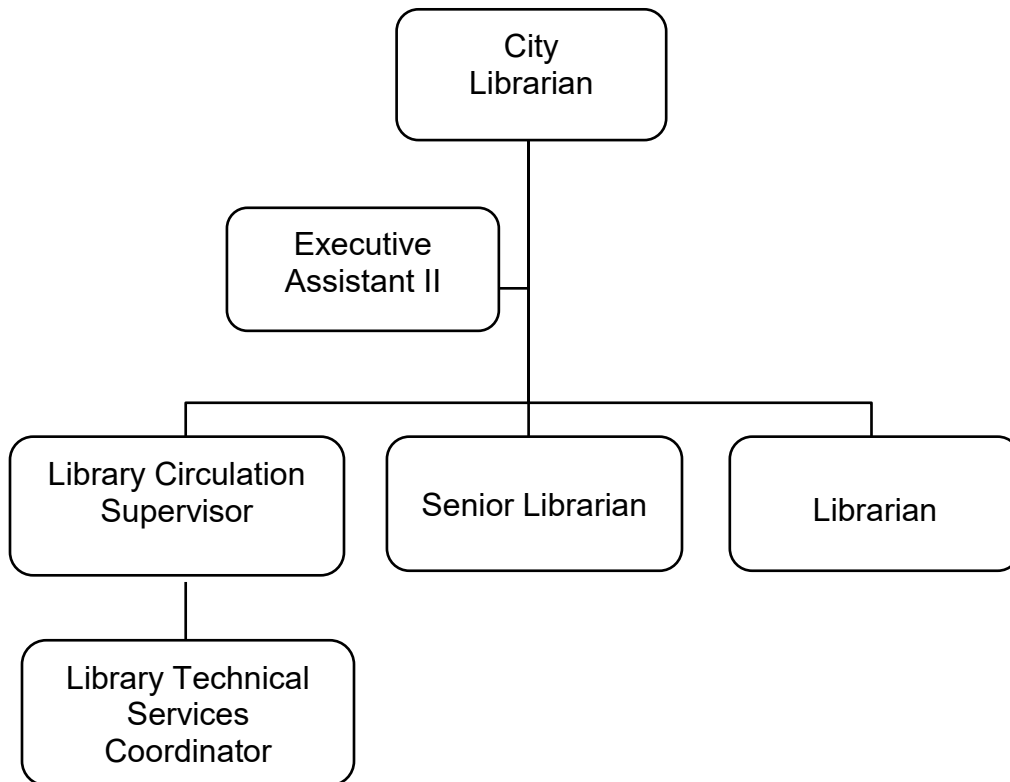
Library (Department 533)

The City of Calabasas Library is a free public library that offers reference and information services; programs for pre-school, youth, teens, and adults; books and media for checkout; online databases; streaming video; online language learning; digital magazines; eBooks and eAudiobooks. In addition, the library has 23 public computers and wireless access. Printing and copying services for a fee are also available at the facility.

The City of Calabasas Library is open six days per week and patrons can utilize the library website, <https://www.cityofcalabasas.com/government/library> to search the collection or check their account status twenty-four hours a day, seven days per week.

The City of Calabasas Library is a member of the Southern California Library Cooperative (SCLC), which provides member libraries a resource-sharing network and a means for enhancing the level and diversity of resources available to library users as well as interlibrary loan services. A membership in SCLC provides for loan and reciprocal borrowing with access to millions of items for Calabasas patrons.

Library operations are funded by the library allocation of property tax generated in Calabasas, state and federal public library funds, and use fees. This department also coordinates the activities of the Library Board.



DETAILED BUDGET FY 2023-24 FY 2024-25

Budget Account	Account Name	FY 21/22 Actual	FY 22/23 Current Budget	FY 22/23 CY Estimate	FY 23/24 Recommended	FY 24/25 Recommended
Fund: 28 - Library						
Revenue						
<u>Division: 000 - Revenue</u>						
28-000-4010-00	Property Tax Secured	2,168,452	2,200,000	2,350,000	2,450,000	2,548,000
28-000-4010-01	Property Tax UnSecured	80,084	8,000	159,709	8,000	8,320
28-000-4010-02	Property Tax Unitary	38	1,000	1,000	1,000	1,040
28-000-4010-03	Property Tax Supplemental	70,897	23,000	23,000	23,000	23,920
28-000-4010-04	Property Tax Redemption	33,687	29,000	29,000	29,000	30,160
28-000-4010-05	Property Tax Refunds	(23,075)	(17,000)	(17,000)	(17,000)	(17,680)
28-000-4010-06	Property Tax Home Owner Exempt	10,043	5,000	5,000	5,000	5,200
28-000-4010-07	Property Tax Penalty	8,879	5,000	5,000	5,000	5,200
28-000-4010-10	Unsecured Prop Tax (not used)	-	-	-	-	-
28-000-4250-00	Library Fines and Recovery	10,205	19,000	19,000	19,000	19,760
28-000-4320-00	State Library Grant	15,105	12,000	12,000	15,000	15,000
28-000-4321-00	Hidden Hills Library Funds	495,709	450,000	450,000	-	-
28-000-4420-00	Miscellaneous	-	-	-	-	-
28-000-4466-00	Donations	-	-	-	-	-
28-000-4467-01	Copy Machine	-	-	-	-	-
28-000-4410-00	Interest Income	5,271	24,700	15,000	20,000	20,800
28-000-4411-00	Fair Market Value Investments	-	-	-	-	-
28-000-4900-10	Transfer in General Fund	-	3,000	3,000	3,000	3,000
		<u>2,875,295</u>	<u>2,762,700</u>	<u>3,054,709</u>	<u>2,561,000</u>	<u>2,662,720</u>
Total Fund 28 Revenue		2,875,295	2,762,700	3,054,709	2,561,000	2,662,720
Expenditures						
<u>Division: 134 - Non-Departmental</u>						
28-134-9900-85	Transfer to 2006 COP	-	-	-	-	-
28-134-9900-87	Transfer to 2015 COP	778,944	777,000	777,000	776,000	776,000
28-134-9948-00	Transfer to Libr Capital Fund	250,000	250,000	250,000	-	-
		<u>1,028,944</u>	<u>1,027,000</u>	<u>1,027,000</u>	<u>776,000</u>	<u>776,000</u>
<u>Division: 136 - Civic Center O & M</u>						
28-136-5220-00	Office Supplies	-	-	-	-	-
28-136-5221-00	Special Dept. Supplies	3,948	10,000	10,000	10,000	10,400
28-136-5221-03	Facility Maintenance	46,302	43,100	43,100	43,100	44,824
28-136-5238-00	Rent Equipment	-	-	-	-	-
28-136-5239-00	Equipment Maintenance	34,091	13,100	13,100	13,100	13,624
28-136-5240-00	Utilities - Electric	88,856	65,500	65,500	65,500	68,120
28-136-5240-01	Utilities - Water	7,628	6,200	6,200	6,200	6,448
28-136-5240-02	Utilities - Gas	8,257	4,600	12,000	12,000	12,480
28-136-5252-00	Contractual Services	-	-	1,000	-	-
28-136-5252-83	General Landscape Maintenance	-	-	-	-	-
28-136-5416-00	Miscellaneous Expenditure	411	200	200	200	208
28-136-5500-01	Security	25,020	25,000	25,000	25,000	26,000
28-136-6500-00	Capital Outlay	-	30,000	30,000	30,000	31,200
		<u>214,513</u>	<u>197,700</u>	<u>206,100</u>	<u>205,100</u>	<u>213,304</u>

DETAILED BUDGET FY 2023-24 FY 2024-25

Budget Account	Account Name	FY 21/22 Actual	FY 22/23 Current Budget	FY 22/23 CY Estimate	FY 23/24 Recommended	FY 24/25 Recommended
<u>Division: 533 - Library</u>						
28-533-5100-00	Full Time Salaries	572,853	638,780	638,780	694,339	722,113
28-533-5100-02	Full Time Employee Overtime	1,078	-	4,000	4,000	4,160
28-533-5101-00	Perm Part-time Salaries	-	-	-	-	-
28-533-5103-01	CalPERS City Paid EmployeeCost	29,670	35,842	35,842	32,525	33,826
28-533-5103-02	CalPERS Employer Cost	53,032	62,310	62,310	72,652	75,558
28-533-5103-03	CalPERS Unfunded Liability	47,264	59,995	59,995	56,038	58,280
28-533-5103-04	CalPERS Survivor Benefit	176	185	185	186	193
28-533-5104-00	Benefits	9,772	17,526	17,526	32,190	33,478
28-533-5104-02	Medical Insurance	109,235	127,805	127,805	114,156	118,722
28-533-5104-03	Dental Insurance	5,859	6,904	6,904	6,503	6,763
28-533-5104-04	Vision Insurance	1,079	1,381	1,381	1,302	1,354
28-533-5104-05	Short Term Disability	2,114	3,543	3,543	3,826	3,979
28-533-5104-06	Long Term Disability	1,020	1,176	1,176	1,277	1,328
28-533-5104-07	Life Insurance	1,542	1,756	1,756	1,898	1,974
28-533-5104-08	Accidental Death & Dismember	371	444	444	481	500
28-533-5104-09	Employee Assistance Program	311	431	431	332	345
28-533-5106-00	Employer Taxes	-	-	-	-	-
28-533-5106-01	Medicare	10,449	14,125	14,125	10,269	10,269
28-533-5106-02	Social Security	419	1,903	1,903	1,000	1,040
28-533-5109-00	Hourly Employees	197,283	368,894	368,894	330,000	365,000
28-533-5110-00	Auto Allowance	-	-	-	-	-
28-533-5110-01	457 Match	7,223	12,776	14,000	13,886	14,441
28-533-5200-01	Unemployment Insurance	-	-	-	-	200,000
28-533-5201-01	County Administrative Fee	29,351	-	30,000	30,000	30,000
28-533-5208-00	Telephone	2,288	2,000	2,000	3,500	3,500
28-533-5220-00	Office Supplies	2,682	4,000	4,000	4,000	4,000
28-533-5221-00	Special Dept. Supplies	9,973	12,000	12,000	12,000	12,000
28-533-5221-03	Facility Maintenance	-	-	100	-	-
28-533-5221-08	Facility Engineering	-	-	-	-	-
28-533-5222-00	Printing	1,690	-	5,420	-	-
28-533-5223-00	Kitchen Supplies	706	1,500	1,500	1,500	1,560
28-533-5224-00	Furniture & Fixtures	-	-	-	-	-
28-533-5226-00	Dues and Memberships	3,476	6,500	6,500	5,000	5,000
28-533-5230-00	Postage / Courier Service	99	200	200	200	200
28-533-5234-00	Facility Rental	-	-	-	-	-
28-533-5234-01	Art Rental	-	-	-	-	-
28-533-5235-00	Computer Hardware	175	16,000	16,000	16,000	16,640
28-533-5235-01	Computer Software	1,362	5,000	5,000	5,000	5,200
28-533-5238-00	Rent Equipment	-	-	-	-	-
28-533-5239-00	Equipment Maintenance	698	10,000	10,000	5,000	5,200
28-533-5240-01	Utilities - Water	-	-	-	-	-
28-533-5240-02	Utilities - Gas	-	-	-	-	-
28-533-5240-03	Utilities - Cable	-	3,400	3,400	-	-
28-533-5240-04	Utilities - Trash	-	-	-	-	-
28-533-5240-05	Utilities - Broadband	4,465	20,000	20,000	14,000	14,560
28-533-5252-00	Contractual Services	9,978	4,000	4,000	20,000	20,800
28-533-5268-00	Magazines Newspprs Periodicals	6,501	8,000	8,000	8,000	8,320
28-533-5268-01	eBooks - Calabasas	-	-	-	-	-
28-533-5268-02	eBooks-Hidden Hills-LVUSD	183,211	195,000	250,000	-	-

DETAILED BUDGET FY 2023-24 FY 2024-25

Budget Account	Account Name	FY 21/22 Actual	FY 22/23 Current Budget	FY 22/23 CY Estimate	FY 23/24 Recommended	FY 24/25 Recommended
28-533-5268-03	ZIP BOOKS - ST GRANT	1,813	-	2,456	3,000	3,120
28-533-5270-00	Business Meeting & Conference	1,209	3,000	3,000	3,000	3,120
28-533-5285-00	Training	-	2,000	2,000	2,000	2,080
28-533-5416-00	Miscellaneous Expenditure	-	-	46	-	-
28-533-5456-01	LEED Gold Status	-	-	-	-	-
28-533-5500-01	Security	-	-	-	-	-
28-533-5542-00	Grant Projects	-	-	-	-	-
28-533-6500-00	Capital Outlay	5,350	200,000	200,000	-	-
28-533-6500-99	Handyman Services-Capital	-	-	-	-	-
28-533-6501-00	Capital Improvements	-	-	-	-	-
28-533-6502-56	Klein Teen Scene	-	-	-	-	-
28-533-6528-00	Library Collection Development	38,356	54,300	54,300	150,000	156,000
		<u>1,354,133</u>	<u>1,902,676</u>	<u>2,000,922</u>	<u>1,659,060</u>	<u>1,944,624</u>
Total Fund 28 Expenditures		2,597,590	3,127,376	3,234,022	2,640,160	2,933,928



Transit Services

(Department 333)

Transit services is responsible for providing a safe, reliable, and efficient transportation system which services the residential, commercial and industrial needs of the community. Transit Services provides oversight of the operation and maintenance of public transit programs.

The City of Calabasas provides its own public transit service consisting of one citywide route (Line 1), four peak-hour routes (Line 2-5), pilot microtransit service, Dial-A-Ride for seniors and disabled, and seasonal services (Calabasas Trolley and Beach Bus).

This program is operated through funding from Proposition A and Proposition C. Transit operations are also partially funded through the fares paid by the peak-hour riders.

DETAILED BUDGET FY 2023-24 FY 2024-25

Budget Account	Account Name	FY 21/22 Actual	FY 22/23 Current Budget	FY 22/23 CY Estimate	FY 23/24 Recommended	FY 24/25 Recommended
Fund 29 - Transportation Programs						
Revenue						
<u>Division: 000 - Revenue</u>						
29-000-4420-00	Miscellaneous	-	-	-	-	-
29-000-4620-11	Transit Fares	8,581	20,000	20,000	20,000	20,800
29-000-4410-00	Interest Income	(425)	(200)	(9,000)	(1,000)	(1,040)
29-000-4411-00	Fair Market Value Investments	-	-	-	-	-
29-000-4900-20	Transfer in Prop A	385,245	412,200	387,200	387,200	387,200
29-000-4900-25	Transfer in Prop C	311,008	334,300	309,300	309,300	309,300
29-000-4900-34	Transfer in Measure R Local	64,910	132,000	107,000	107,000	107,000
		<u>769,319</u>	<u>898,300</u>	<u>814,500</u>	<u>822,500</u>	<u>823,260</u>
Total Fund 29 Revenue		769,319	898,300	814,500	822,500	823,260
Expenditures						
<u>Division: 333 - Transit Services</u>						
29-333-5252-00	Contractual Services	-	-	-	-	-
29-333-5252-29	Public Transit Fueling #110-04	77,272	67,000	76,000	79,000	82,160
29-333-5252-31	Camp Calabasas-Rec #140-25	-	30,000	-	-	-
29-333-5252-32	Transit Administration #480-09	-	40,000	-	-	-
29-333-5252-33	Dial-a-Ride #130-01	214,722	225,000	245,000	375,000	393,750
29-333-5252-34	Pumpkin Fest Shuttle #140-07	-	9,000	2,200	7,100	7,384
29-333-5252-35	Summer Beach Bus #140-01	3,274	24,000	40,000	65,000	67,600
29-333-5252-39	Flexible Route Shuttle #110-01	202,813	200,000	225,000	295,000	306,800
29-333-5252-41	Youth Excursion Trip #140-03	-	6,000	-	-	-
29-333-5252-48	Senior Trips #140-24	-	15,000	-	-	-
29-333-5252-49	Trolley #110-02	51,944	53,000	45,000	49,500	51,480
29-333-5252-51	Vehicle Maintenance #180-01	40,082	60,000	50,000	27,000	28,080
29-333-5252-52	Transit Marketing #280-01	-	200	-	200	208
29-333-5252-53	Line 1 Fixed Rt (JARC) #110-05	162,475	150,000	190,000	215,000	223,600
29-333-5252-59	Transit Title VI Program	-	25,000	9,000	-	-
29-333-5252-64	Bus Stop Maintenance #150-01	-	-	-	5,000	5,200
29-333-9800-00	Cost Allocation Plan Charges	33,000	33,000	33,000	33,000	33,000
		<u>785,582</u>	<u>937,200</u>	<u>915,200</u>	<u>1,150,800</u>	<u>1,199,262</u>
Total Fund 29 Expenditures		785,582	937,200	915,200	1,150,800	1,199,262



LLAD 32 **(Department 325)**

LLAD 32 is located within the Agoura Road/Lost Hills Road/Malibu Hills Road area of Calabasas. It is a commercial landscape district, currently made up of nineteen commercial parcels, whose owners requested Los Angeles County to create a special assessment district in order to enhance the sidewalks and center medians in front of their businesses.

LLAD 32 provides maintenance of landscape within street right-of-way. Maintenance of landscape on streets within right-of-way includes center medians and street trees.

A special assessment is a tax which provides funds - over and above the general fund tax in order to provide extra landscape maintenance services. These services are specific to each of commercial parcel owner of record who has voted to approve the special assessment.

DETAILED BUDGET FY 2023-24 FY 2024-25

Budget Account	Account Name	FY 21/22 Actual	FY 22/23 Current Budget	FY 22/23 CY Estimate	FY 23/24 Recommended	FY 24/25 Recommended
Fund: 32 - Landscape Maintenance District #32						
Revenue						
<u>Division: 000 - Revenue</u>						
32-000-4410-32	Interest Landscape Dist. #32	(215)	(500)	(2,000)	(1,000)	(1,040)
32-000-4411-00	Fair Market Value Investments	-	-	-	-	-
32-000-4710-32	Prop Tax Direct Assess LMD 32	32,972	37,408	37,408	37,408	38,904
32-000-4900-10	Transfer in General Fund	-	-	-	-	-
		<u>32,757</u>	<u>36,908</u>	<u>35,408</u>	<u>36,408</u>	<u>37,864</u>
Total Fund 32 Revenue		32,757	36,908	35,408	36,408	37,864
Expenditures						
<u>Division: 311 - Administration & Engineering</u>						
32-311-5104-00	Benefits	-	-	-	-	-
32-311-5104-02	Medical Insurance	-	-	-	-	-
32-311-5104-03	Dental Insurance	-	-	-	-	-
32-311-5104-04	Vision Insurance	-	-	-	-	-
		<u>-</u>	<u>-</u>	<u>-</u>	<u>-</u>	<u>-</u>
<u>Division: 325 - LLAD #32</u>						
32-325-5100-00	Full Time Salaries	2,292	2,306	2,306	2,048	2,130
32-325-5103-01	CalPERS City Paid EmployeeCost	148	161	161	143	149
32-325-5103-02	CalPERS Employer Cost	219	238	238	242	252
32-325-5103-03	CalPERS Unfunded Liability	214	268	268	250	260
32-325-5103-04	CalPERS Survivor Benefit	-	-	-	-	-
32-325-5104-00	Benefits	(14)	1	-	-	-
32-325-5104-02	Medical Insurance	254	283	283	164	171
32-325-5104-03	Dental Insurance	27	15	15	9	9
32-325-5104-04	Vision Insurance	6	3	3	2	2
32-325-5104-05	Short Term Disability	7	13	13	12	12
32-325-5104-06	Long Term Disability	3	4	4	4	4
32-325-5104-07	Life Insurance	3	7	7	7	7
32-325-5104-08	Accidental Death & Dismember	1	2	2	2	2
32-325-5104-09	Employee Assistance Program	-	43	43	-	-
32-325-5106-00	Employer Taxes	-	-	-	-	-
32-325-5106-01	Medicare	36	35	35	31	32
32-325-5110-00	Auto Allowance	23	30	30	30	31
32-325-5110-01	457 Match	23	46	46	41	43
32-325-5220-00	Office Supplies	-	-	-	-	-
32-325-5252-00	Contractual Services	-	-	-	-	-
32-325-5270-00	Business Meeting & Conference	-	-	-	-	-
32-325-5701-00	Contractual Services	-	-	-	-	-
32-325-5701-50	Contractual Services	58	-	100	-	-
32-325-5702-50	Electric Svc - IrrigationMeter	342	200	200	200	208
32-325-5703-50	Electric Svc - Street Lights	-	-	-	-	-
32-325-5704-50	Fertilization	-	-	-	-	-
32-325-5707-50	Irrigation Repairs	133	-	200	-	-
32-325-5712-50	Landscape Maint-Svc Contract	44,503	35,000	35,000	35,000	36,400
32-325-5713-50	Landscape Refurbishment	2,725	10,000	10,000	10,000	10,400
32-325-5714-50	Office Supplies	-	-	-	-	-
32-325-5716-50	Pest Abatement	-	-	-	-	-
32-325-5717-50	Planting - Color Change	-	-	-	-	-

DETAILED BUDGET FY 2023-24 FY 2024-25

Budget Account	Account Name	FY 21/22 Actual	FY 22/23 Current Budget	FY 22/23 CY Estimate	FY 23/24 Recommended	FY 24/25 Recommended
32-325-5718-50	Planting - Shrubs & Turf Grass	-	-	-	-	-
32-325-5719-50	Planting - Trees	-	-	-	-	-
32-325-5722-50	Tree Removal	-	-	-	-	-
32-325-5723-50	Tree Trimming	-	-	-	-	-
32-325-5726-50	Water	15,548	15,000	15,000	15,000	15,600
32-325-5727-50	Brush Clearance	-	-	1,000	-	-
32-325-6500-00	Capital Outlay	-	700	700	-	-
32-325-6503-68	Turf Landscape Replacement	-	-	-	1,500	-
		66,551	64,355	65,654	64,685	65,712
Total Fund 32 Expenditures		66,551	64,355	65,654	64,685	65,712

DETAILED BUDGET FY 2023-24 FY 2024-25

Budget Account	Account Name	FY 21/22 Actual	FY 22/23 Current Budget	FY 22/23 CY Estimate	FY 23/24 Recommended	FY 24/25 Recommended
Fund: 33 - Used Oil Grants						
Revenue						
<u>Division: 000 - Revenue</u>						
33-000-4410-00	Interest Income	(29)	(100)	(500)	(100)	(104)
33-000-4411-00	Fair Market Value Investments	-	-	-	-	-
33-000-4801-00	STATE - Recycling Block Grant	-	11,000	11,000	11,000	11,440
33-000-4900-10	Transfer in General Fund	-	-	-	-	-
		<hr/>	<hr/>	<hr/>	<hr/>	<hr/>
		(29)	10,900	10,500	10,900	11,336
Total Fund 33 Revenue		(29)	10,900	10,500	10,900	11,336
Expenditure						
<u>Division: 315 - Natural Resources Protection</u>						
33-315-5252-00	Contractual Services	12,592	7,000	7,000	7,000	7,280
Total Fund 33 Expenditures		12,592	7,000	7,000	7,000	7,280

DETAILED BUDGET FY 2023-24 FY 2024-25

Budget Account	Account Name	FY 21/22 Actual	FY 22/23 Current Budget	FY 22/23 CY Estimate	FY 23/24 Recommended	FY 24/25 Recommended
Fund: 34 - Measure R - Local Return						
Revenue						
<u>Division: 000 - Revenue</u>						
34-000-4410-00	Interest Income	(986)	(700)	(5,000)	(1,000)	(1,040)
34-000-4411-00	Fair Market Value Investments	-	-	-	-	-
34-000-4639-00	Measure R - Local Return	377,184	290,000	350,000	350,000	364,000
34-000-4900-20	Transfer in Prop A	-	-	-	-	-
34-000-4900-25	Transfer in Prop C	-	-	-	-	-
34-000-4900-29	Transfer in Transit	-	-	-	-	-
34-000-4900-39	Transfer in Measure R Trans	-	-	-	-	-
		<u>376,198</u>	<u>289,300</u>	<u>345,000</u>	<u>349,000</u>	<u>362,960</u>
Total Fund 34 Revenue		376,198	289,300	345,000	349,000	362,960
Expenditures						
<u>Division: 134 - Non-Departmental</u>						
34-134-9900-16	Transfer to Developr ImpactFee	-	-	-	-	-
34-134-9900-25	Transfer to Prop C	-	-	-	-	-
34-134-9900-29	Transfer to Transit	64,910	132,000	107,000	107,000	107,000
34-134-9900-40	Transfer to Capital	201,632	25,000	25,000	25,000	25,000
		<u>266,542</u>	<u>157,000</u>	<u>132,000</u>	<u>132,000</u>	<u>132,000</u>
34-311-5100-00	Full Time Salaries	22,413	33,817	33,817	24,464	25,443
34-311-5100-02	Full Time Employee Overtime	-	-	10	-	-
34-311-5103-01	CalPERS City Paid EmployeeCost	1,436	1,785	1,785	1,572	1,635
34-311-5103-02	CalPERS Employer Cost	2,121	3,254	3,254	2,660	2,766
34-311-5103-03	CalPERS Unfunded Liability	2,040	2,994	2,994	2,744	2,854
34-311-5103-04	CalPERS Survivor Benefit	4	7	7	3	3
34-311-5104-00	Benefits	(98)	219	65	570	593
34-311-5104-02	Medical Insurance	3,050	4,670	4,670	2,363	2,458
34-311-5104-03	Dental Insurance	155	195	195	95	99
34-311-5104-04	Vision Insurance	36	46	46	20	21
34-311-5104-05	Short Term Disability	70	194	194	129	134
34-311-5104-06	Long Term Disability	34	61	61	41	43
34-311-5104-07	Life Insurance	43	100	100	65	68
34-311-5104-08	Accidental Death & Dismember	10	25	25	17	18
34-311-5104-09	Employee Assistance Program	6	215	215	6	6
34-311-5106-01	Medicare	344	502	502	336	349
34-311-5110-00	Auto Allowance	4	150	172	270	281
34-311-5110-01	457 Match	220	677	677	449	467
		<u>31,888</u>	<u>48,911</u>	<u>48,789</u>	<u>35,804</u>	<u>37,236</u>
Total Fund 34 Expenditures		298,430	205,911	180,789	167,804	169,236

DETAILED BUDGET FY 2023-24 FY 2024-25

Budget Account	Account Name	FY 21/22 Actual	FY 22/23 Current Budget	FY 22/23 CY Estimate	FY 23/24 Recommended	FY 24/25 Recommended
Fund: 35 - CDBG						
Revenue						
<u>Division: 000 - Revenue</u>						
35-000-4410-00	Interest Income	55	200	(500)	100	104
35-000-4411-00	Fair Market Value Investments	-	-	-	-	-
35-000-4420-00	Miscellaneous	-	-	-	-	-
35-000-4650-00	CDBG Grant - ALS	-	-	-	-	-
35-000-4650-01	FED - CDBG Admin	8,970	25,000	25,000	25,000	26,000
35-000-4650-02	FED - CDBG Res Rehab	-	50,000	50,000	50,000	52,000
35-000-4650-03	CDBG ADA Sidewalk Improve Proj	-	-	-	-	-
35-000-4650-04	CDBG-CV Senior Activities	-	-	-	-	-
35-000-4651-00	Escrow Funds	-	-	-	-	-
		<u>9,025</u>	<u>75,200</u>	<u>74,500</u>	<u>75,100</u>	<u>78,104</u>
Total Fund 35 Revenue		9,025	75,200	74,500	75,100	78,104
<u>Division: 134 - Non-Departmental</u>						
35-134-5100-96	CDBG Program Adm - Personnel	-	-	-	-	-
35-134-5232-01	Residential Rehab Program	2,370	85,000	85,000	85,000	88,400
		<u>2,370</u>	<u>85,000</u>	<u>85,000</u>	<u>85,000</u>	<u>88,400</u>
<u>Division: 518 - Senior Center</u>						
35-518-5542-01	CDBG Program Adm - Personnel	55,246	-	10,000	-	-
Total Fund 35 Expenditures		57,616	85,000	95,000	85,000	88,400

DETAILED BUDGET FY 2023-24 FY 2024-25

Budget Account	Account Name	FY 21/22 Actual	FY 22/23 Current Budget	FY 22/23 CY Estimate	FY 23/24 Recommended	FY 24/25 Recommended
Fund: 36 - Grants						
Revenue						
<u>Division: 000 - Revenue</u>						
36-000-4315-01	STATE - CLEEP Funding	-	-	-	-	-
36-000-4315-02	STATE - Opioids Settlement Fund	-	-	8,000	8,000	8,320
36-000-4420-00	Miscellaneous	-	-	-	-	-
36-000-4421-20	DUI Checkpoint Reimb	-	-	-	-	-
36-000-4410-00	Interest Income	2,227	(6,300)	30,000	10,000	10,400
36-000-4411-00	Fair Market Value Investments	-	-	-	-	-
36-000-4477-00	STATE - Prop 12 Park Bond	-	-	-	-	-
36-000-4620-01	STATE - LV Creek Phase II	-	-	-	-	-
36-000-4634-00	FED - MTA-RTP	-	-	-	-	-
36-000-4641-00	FED - EECBG Lighting	-	-	-	-	-
36-000-4656-00	FED-ARRA-Fiber Optic Intercon	-	-	-	-	-
36-000-4657-00	FED-ARRA-AE Wright Footbridge	-	-	-	-	-
36-000-4660-00	FED - Hazardous Elim Safety	-	-	-	-	-
36-000-4664-00	FED - Federal Transit Admin	-	164,500	-	164,500	171,080
36-000-4666-00	FED - Bike Lane (MTA Grant)	-	125,100	-	125,100	130,104
36-000-4668-00	STATE - State Grants	-	-	-	-	-
36-000-4668-01	STATE -Digital Storytell Grant	-	-	-	-	-
36-000-4668-02	STATE-Historic Preservatn Proj	-	-	-	-	-
36-000-4668-03	STATE - Targeted Rub Asphalt	-	-	-	-	-
36-000-4668-04	STATE-Local Road Safety Plan	-	-	-	-	-
36-000-4668-05	STATE GRANT - TABACCO	-	159,207	-	159,207	165,575
36-000-4669-00	STATE - State Rec. Trails	-	-	-	-	-
36-000-4671-00	STATE -Water Resources	-	500,000	-	500,000	520,000
36-000-4671-01	STATE- Dry Cyn Creek P40-16	-	-	-	-	-
36-000-4674-00	STATE - Coastal Commission	-	-	-	-	-
36-000-4676-00	FED - Winter Storm Damage	-	-	-	-	-
36-000-4677-00	FED - Winter Storm Damage	-	-	-	-	-
36-000-4678-00	FED - Hwy Emergency Repairs	-	-	-	-	-
36-000-4679-00	STATE-Green Trees for GoldenSt	-	-	-	-	-
36-000-4681-00	STATE - L. A. River Parkway	-	-	-	-	-
36-000-4682-00	FED - Homeland Security	-	-	-	-	-
36-000-4683-00	FED - JARC Shuttle	-	-	-	-	-
36-000-4684-00	STATE -OTS TrafficSafety STTOP	-	-	-	-	-
36-000-4686-00	FED-ARRA - Interconnect	-	-	-	-	-
36-000-4690-00	FED - STPL	-	74,700	-	74,700	77,688
36-000-4693-00	FED - TEA-21	-	-	-	-	-
36-000-4696-00	STATE - Prop 13	-	-	-	-	-
36-000-4697-00	FED - Safe Route to School	-	-	-	-	-
36-000-4698-00	LA Co. Open Space - CDS	-	-	-	-	-
36-000-4801-00	STATE - Recycling Block Grant	-	-	-	-	-
36-000-4802-00	Cal Recycle Program	-	-	-	-	-
36-000-4803-00	STATE-Cal Recycle RBC	-	-	-	-	-
36-000-4804-00	Signal Sync (MTA Grant)	-	-	-	-	-
36-000-4805-00	Mulh Hwy Bike Gap (MTA Grant)	2,489,214	-	20,000	-	-
36-000-4815-07	FED Regional Traffic Oper Ctr	-	-	-	-	-
36-000-4900-10	Transfer in General Fund	-	-	-	-	-
36-000-4900-14	Transfer in AB 939	-	-	-	-	-
36-000-4900-63	Transfer in RMRA	-	-	-	-	-

DETAILED BUDGET FY 2023-24 FY 2024-25

Budget Account	Account Name	FY 21/22 Actual	FY 22/23 Current Budget	FY 22/23 CY Estimate	FY 23/24 Recommended	FY 24/25 Recommended
36-000-4900-65	Transfer in Oak Tree Fund	-	-	-	-	-
36-000-4999-00	Transfer in C.O.P.	-	-	-	-	-
		2,491,441	1,017,207	58,000	1,041,507	1,083,167
Total Fund 36 Revenue		2,491,441	1,017,207	58,000	1,041,507	1,083,167

DETAILED BUDGET FY 2023-24 FY 2024-25

Budget Account	Account Name	FY 21/22 Actual	FY 22/23 Current Budget	FY 22/23 CY Estimate	FY 23/24 Recommended	FY 24/25 Recommended
Expenditures						
<u>Division: 134 - Non-Departmental</u>						
36-134-5232-11	Return of Unused Grant Funds	-	-	-	-	-
36-134-5416-04	Cal Recycle Program	-	-	-	-	-
36-134-5544-00	Grant Pass-Through	-	-	-	-	-
36-134-5546-01	STATE - Dry Cyn Creek (P40-16)	-	-	-	-	-
36-134-5552-02	Headwaters Corners - Planning	-	-	-	-	-
36-134-5552-01	Headwaters Corners- Land Purch	-	-	-	-	-
36-134-9900-10	Transfer to General Fund	-	159,207	-	-	-
36-134-9900-20	Transfer to Prop A	-	-	-	-	-
36-134-9900-40	Transfer to Capital	51,694	1,250,000	97,000	2,453,000	75,000
		<u>51,694</u>	<u>1,409,207</u>	<u>97,000</u>	<u>2,453,000</u>	<u>75,000</u>
<u>Division: 222 - Emergency Preparedness (CERP)</u>						
36-222-5221-00	Special Dept. Supplies	-	-	-	-	-
<u>Division: 313 - Water Quality Enhancement</u>						
36-313-5250-49	STATE-Cal Recycle RBC	2,000	-	-	-	-
<u>Division: 331 - Transportation</u>						
36-331-5225-04	STATE - STTOP Traffic Safety	-	-	-	-	-
36-331-5252-00	Contractual Services	50,078	-	2,000	-	-
<u>Division: 333 - Transit Services</u>						
36-333-5225-05	FED - JARC Shuttle	-	-	-	-	-
36-333-5252-53	Line 1 Fixed Rt (JARC) #110-05	-	-	-	-	-
<u>Division: 339 - Capital Improvements - Transportation</u>						
36-339-6502-42	AE Wright Footbridge	-	-	-	-	-
<u>Division: 412 - Planning Projects and Studies</u>						
36-412-5252-72	Historic Preservation Project	-	-	-	-	-
<u>Division: 514 - Parks Maintenance</u>						
36-514-5554-00	STATE - LA River Pkwy (Prop12)	-	-	-	-	-
Total Fund 36 Expenditures		103,772	1,409,207	99,000	2,453,000	75,000

DETAILED BUDGET FY 2023-24 FY 2024-25

Budget Account	Account Name	FY 21/22 Actual	FY 22/23 Current Budget	FY 22/23 CY Estimate	FY 23/24 Recommended	FY 24/25 Recommended
Fund: 38 - COPS - AB 3229 Grant						
Revenue						
<u>Division: 000 - Revenue</u>						
38-000-4420-00	Miscellaneous	-	-	-	-	-
38-000-4410-00	Interest Income	320	800	3,000	1,000	1,000
38-000-4411-00	Fair Market Value Investments	-	-	-	-	-
38-000-4680-00	COPS AB3229 Grant Revenue	161,285	100,000	170,000	150,000	150,000
38-000-4900-10	Transfer in General Fund	-	-	-	-	-
		<hr/>	<hr/>	<hr/>	<hr/>	<hr/>
		161,605	100,800	173,000	151,000	151,000
Total Fund 38 Revenue		161,605	100,800	173,000	151,000	151,000
Expenditures						
<u>Division: 213 - Cops Grant</u>						
38-213-5252-00	Contractual Services	127,189	100,000	100,000	100,000	100,000
38-213-5416-00	Miscellaneous Expenditure	-	-	-	-	-
		<hr/>	<hr/>	<hr/>	<hr/>	<hr/>
		127,189	100,000	100,000	100,000	100,000
Total Fund 38 Expenditures		127,189	100,000	100,000	100,000	100,000

DETAILED BUDGET FY 2023-24 FY 2024-25

Budget Account	Account Name	FY 21/22 Actual	FY 22/23 Current Budget	FY 22/23 CY Estimate	FY 23/24 Recommended	FY 24/25 Recommended
Fund 39 - Measure R - Trans						
Revenue						
<u>Division: 000 - Revenue</u>						
39-000-4410-00	Interest Income	(4,034)	6,400	(30,000)	(5,000)	(5,000)
39-000-4411-00	Fair Market Value Investments	-	-	-	-	-
39-000-4638-00	Lost Hills Overpass & Interchg	-	-	-	-	-
39-000-4638-01	LV Scenic Corridor Widening	-	-	-	-	-
39-000-4638-02	PkwyCalabasas/US101 SB Offramp	-	-	-	-	-
39-000-4638-03	Mulh Hwy Widening - Design	-	-	-	-	-
39-000-4638-04	Park & Ride Lot - Old Town	-	-	-	-	-
39-000-4900-10	Transfer in General Fund	-	-	-	-	-
		<u>(4,034)</u>	<u>6,400</u>	<u>(30,000)</u>	<u>(5,000)</u>	<u>(5,000)</u>
Total Fund 39 Revenue		(4,034)	6,400	(30,000)	(5,000)	(5,000)
Expenditure						
<u>Division: 134 - Non-Departmental</u>						
39-134-9900-10	Transfer to General Fund	-	350,000	-	-	-
39-134-9900-25	Transfer to Prop C	-	-	-	-	-
39-134-9900-34	Transfer to Measure R LR	-	-	-	-	-
39-134-9900-40	Transfer to Capital	-	-	-	-	-
		<u>-</u>	<u>350,000</u>	<u>-</u>	<u>-</u>	<u>-</u>
Total Fund 39 Expenditures		-	350,000	-	-	-

DETAILED BUDGET FY 2023-24 FY 2024-25

Budget Account	Account Name	FY 21/22 Actual	FY 22/23 Current Budget	FY 22/23 CY Estimate	FY 23/24 Recommended	FY 24/25 Recommended
Fund 40 - Capital Improvements						
Revenue						
<u>Division: 000 - Non-Departmental</u>						
40-000-4900-10	Transfer in General Fund	46,171	75,000	25,000	25,000	25,000
40-000-4900-12	Transfer in AQMD	-	-	-	-	-
40-000-4900-13	Transfer in Park & Rec Fund	21,793	-	-	-	-
40-000-4900-14	Transfer in AB 939	-	-	-	-	-
40-000-4900-15	Transfer in Gas Tax	423,090	660,000	660,000	660,000	660,000
40-000-4900-16	Transfer in Developr ImpactFee	-	-	-	-	-
40-000-4900-19	Transfer in B & T	-	-	-	-	-
40-000-4900-20	Transfer in Prop A	(46,171)	-	-	-	-
40-000-4900-21	Transfer in LMD Ad Valorum	2,149,479	2,750,000	1,425,000	-	-
40-000-4900-24	Transfer in LMD 24	-	-	-	-	-
40-000-4900-25	Transfer in Prop C	-	-	-	-	-
40-000-4900-26	Transfer in TDA	-	-	-	-	-
40-000-4900-27	Transfer in LMD 27	-	-	-	-	-
40-000-4900-34	Transfer in Measure R Local	201,632	25,000	25,000	25,000	25,000
40-000-4900-36	Transfer in Grant Fund	51,694	1,250,000	97,000	2,453,000	75,000
40-000-4900-39	Transfer in Measure R Trans	-	-	-	-	-
40-000-4900-47	Transfer in Measure M LR	201,632	25,000	25,000	25,000	25,000
40-000-4900-49	Transfer in Measure M	3,648,089	6,041,000	3,600,000	8,220,458	3,500,000
40-000-4900-60	Transfer in Management Reserve	-	-	-	-	-
40-000-4900-62	Transfer in Measure W - Water	164,013	-	-	-	-
40-000-4900-63	Transfer in RMRA	257,475	350,000	350,000	350,000	350,000
40-000-4900-65	Transfer in Oak Tree Fund	-	-	-	-	-
		<u>7,118,897</u>	<u>11,176,000</u>	<u>6,207,000</u>	<u>11,758,458</u>	<u>4,660,000</u>
Total Fund 40 Revenue		7,118,897	11,176,000	6,207,000	11,758,458	4,660,000

DETAILED BUDGET FY 2023-24 FY 2024-25

Budget Account	Account Name	FY 21/22 Actual	FY 22/23 Current Budget	FY 22/23 CY Estimate	FY 23/24 Recommended	FY 24/25 Recommended
Expenditure						
<u>Division 319 - Capital Improvements - Public Works</u>						
40-319-6500-24	Old Town Calabasas	-	-	-	-	-
40-319-6502-12	Street - Rubberized Overlay	634,635	1,010,000	1,010,000	1,010,000	1,010,000
40-319-6502-36	Tree Planting	-	25,000	25,000	25,000	25,000
40-319-6502-38	STATE - LV Creek Phase II	-	-	-	-	-
40-319-6502-47	City Entryway Monument Signs	-	-	-	-	-
40-319-6502-68	Wild Walnut Park - Phase II	21,793	-	-	-	-
40-319-6503-05	Stormwater & Water Qual Improv	164,013	50,000	14,354	-	-
40-319-6503-23	STATE - Catch Basin Screens	-	-	-	-	-
40-319-6503-37	STATE - Green Street Project	146,863	2,966,000	22,000	5,870,242	-
40-319-6503-45	Mulholland Shoulder Safety	-	-	-	-	-
		<u>967,304</u>	<u>4,051,000</u>	<u>1,071,354</u>	<u>6,905,242</u>	<u>1,035,000</u>
<u>Division: 339 - Capital Improvements - Transportation</u>						
40-339-6501-56	Calabasas H.S. Improvements	-	-	-	-	-
40-339-6502-06	Lost Hills O/P & Intchg MeasR	-	-	-	-	-
40-339-6502-10	Rondell Park & Ride MeasM	403,264	-	-	-	-
40-339-6502-57	Bus Acquisition	-	-	-	-	-
40-339-6502-87	TO & LV Roundabout	-	-	-	-	-
40-339-6503-17	Las Virg Scenic MeasR	-	-	-	-	-
40-339-6503-20	Sidewalk Repair & Replacement	-	75,000	75,000	75,000	75,000
40-339-6503-35	Citywide Guardrails	-	50,000	50,000	50,000	50,000
40-339-6503-36	MulHwy Bicycle Gap Closure	3,188,916	200,000	200,000	-	-
40-339-6503-40	Traffic Signal Synchronization	-	-	5,000	-	-
40-339-6503-41	EV Charging Stations	-	-	-	-	-
40-339-6503-42	Mulholland Hwy Corridor Study	409,933	3,300,000	3,300,000	3,688,458	-
40-339-6503-43	Battery Back-up 9 Signals	-	-	-	-	-
40-339-6503-44	Old Town Sidewalk & Str Lights	2,149,479	2,750,000	1,450,000	-	-
40-339-6503-46	Signal Hardware Replacement	-	-	-	-	-
40-339-6503-47	Calabasas Road Improvement	-	750,000	100,000	850,000	3,500,000
40-339-6503-50	AHCCC ROOF	-	-	-	-	-
		<u>6,151,592</u>	<u>7,125,000</u>	<u>5,180,000</u>	<u>4,663,458</u>	<u>3,625,000</u>
Total Fund 40 Expenditures		7,118,896	11,176,000	6,251,354	11,568,700	4,660,000

DETAILED BUDGET FY 2023-24 FY 2024-25

Budget Account	Account Name	FY 21/22 Actual	FY 22/23 Current Budget	FY 22/23 CY Estimate	FY 23/24 Recommended	FY 24/25 Recommended
Find: 42 - Civic Center Capital Replacements						
Revenue						
<u>Division: 000 - Revenue</u>						
42-000-4410-00	Interest Income	2,202	10,700	20,000	20,000	20,800
42-000-4411-00	Fair Market Value Investments	-	-	-	-	-
		<u>2,202</u>	<u>10,700</u>	<u>20,000</u>	<u>20,000</u>	<u>20,800</u>
Total Fund 42 Revenue		2,202	10,700	20,000	20,000	20,800
Expenditure						
<u>Division 136 - Civic Center O & M</u>						
42-134-6500-00	Capital Outlay	-	-	-	-	-
42-136-6500-00	Capital Outlay	-	5,000	-	-	-
		<u>-</u>	<u>5,000</u>	<u>-</u>	<u>-</u>	<u>-</u>
Total Fund 42 Expenditures		-	5,000	-	-	-

DETAILED BUDGET FY 2023-24 FY 2024-25

Budget Account	Account Name	FY 21/22 Actual	FY 22/23 Current Budget	FY 22/23 CY Estimate	FY 23/24 Recommended	FY 24/25 Recommended
Fund 45 - American Rescue Plan Act (ARPA)						
Revenue						
<u>Division: 000 - Revenue</u>						
45-000-4313-00	American Rescue Plan Act	5,706,144	2,853,072	2,853,072	-	-
45-000-4410-00	Interest Income	4,632	-	75,000	75,000	78,000
		<u>5,710,776</u>	<u>2,853,072</u>	<u>2,928,072</u>	<u>75,000</u>	<u>78,000</u>
Total Fund 45 Revenue		5,710,776	2,853,072	2,928,072	75,000	78,000
Expenditure						
<u>Division: 134 - Non-Departmental</u>						
45-134-5233-00	Contribution to Others	(1,000)	-	-	-	-
45-134-5233-01	Contribution to Chamber of Com	50,000	-	-	-	-
45-134-5233-10	Hazard/Hero Prem Pay Program	293,000	-	-	-	-
45-134-5250-69	Affordable Housing Exp	22,500	50,000	50,000	50,000	52,000
		<u>364,500</u>	<u>50,000</u>	<u>50,000</u>	<u>50,000</u>	<u>52,000</u>
45-161-6503-73	Founders Hall A/V System	-	-	-	150,000	-
45-161-6503-64	Chamber Master Control Media & A/V	-	425,000	65,000	360,000	-
45-162-6500-00	Capital Outlay	-	-	-	-	-
45-311-6500-00	Capital Outlay	-	200,000	205,000	-	-
45-333-5252-00	Contractual Services	7,550	10,000	10,000	10,000	10,400
45-339-6503-20	Sidewalk Repair & Replacement	557,952	100,000	557,682	900,000	100,000
45-513-6503-60	De Anza Playground	-	-	-	350,000	100,000
45-513-6503-62	Picnic Shelter Replacement	-	-	-	-	100,000
45-513-6503-76	De Anza Park Waterfeature	-	-	-	175,000	-
45-514-6503-75	Freedom Park Play Structure	-	-	-	100,000	-
45-514-6503-56	Game Courts	-	-	-	45,000	-
45-514-6503-71	Park Lighting Upgrades	-	-	-	100,000	100,000
45-516-5253-17	Film Festival	20,000	20,000	20,000	-	-
45-517-6503-56	Game Courts	-	-	-	70,000	-
45-517-6503-57	Creekside Building Updates	-	75,000	-	75,000	-
45-517-6503-74	Creekside Park Play	-	-	-	175,000	-
45-518-5252-76	Senior Programs	3,028	-	681	-	-

DETAILED BUDGET FY 2023-24 FY 2024-25

Budget Account	Account Name	FY 21/22 Actual	FY 22/23 Current Budget	FY 22/23 CY Estimate	FY 23/24 Recommended	FY 24/25 Recommended
<u>Division: 519 - Capital Improvements - Parks</u>						
45-519-6503-55	Wild Walnut Park Improvement	-	800,000	-	800,000	800,000
45-519-6503-56	Game Courts	-	70,000	-	-	-
45-519-6503-57	Creekside Building Updates	-	75,000	-	-	-
45-519-6503-58	Gates Canyon Updates	-	100,000	-	150,000	-
45-519-6503-59	Gates Canyon Playground	-	800,000	-	800,000	-
45-519-6503-60	De Anza Playground	-	75,000	-	-	-
45-519-6503-61	Highlands Playground	-	150,000	-	150,000	-
45-519-6503-62	Picnic Shelter Replacement	-	25,000	-	125,000	-
		-	2,095,000	-	2,025,000	800,000
Total Fund 45 Expenditures		953,030	2,975,000	908,363	4,585,000	1,262,400

DETAILED BUDGET FY 2023-24 FY 2024-25

Budget Account	Account Name	FY 21/22 Actual	FY 22/23 Current Budget	FY 22/23 CY Estimate	FY 23/24 Recommended	FY 24/25 Recommended
Fund: 46 - Disaster Recovery (Woolsey Fire Settlement)						
Revenue						
<u>Division: 000 - Revenue</u>						
46-000-4163-10	Damage Reimb Woolsey Fire	106,310	-	-	-	-
46-000-4410-00	Interest Income	7,298	50,000	60,000	60,000	62,400
		<u>113,608</u>	<u>50,000</u>	<u>60,000</u>	<u>60,000</u>	<u>62,400</u>
Total Fund 46 Revenue		113,608	50,000	60,000	60,000	62,400
Expenditure						
<u>Division 134 - Non-Departmental</u>						
46-134-5233-08	Small Business Grant Program	-	-	-	-	-
46-134-5233-09	Fire Safe Council	25,000	25,000	25,000	25,000	26,000
46-134-5252-00	Contractual Services	-	-	-	-	-
		<u>25,000</u>	<u>25,000</u>	<u>25,000</u>	<u>25,000</u>	<u>26,000</u>
<u>Division 222: Public Safety & Emergency Prep</u>						
46-222-5221-00	Special Dept. Supplies	-	-	-	60,000	62,400
46-222-5252-00	Contractual Services	-	-	23,024	220,000	228,800
46-222-6500-00	Capital Outlay	17,048	-	-	62,500	65,000
46-222-6503-80	Vehicle Equipment Purchase	-	-	-	50,000	52,000
		<u>17,048</u>	<u>-</u>	<u>23,024</u>	<u>392,500</u>	<u>408,200</u>
<u>Division 222: Public Safety & Emergency Prep</u>						
46-312-5221-00	Special Dept. Supplies	-	-	-	35,000	36,400
46-312-6500-00	Capital Outlay	-	-	-	400,000	416,000
46-312-6503-80	Vehicle Equipment Purchase	-	-	-	163,000	169,520
		<u>-</u>	<u>-</u>	<u>-</u>	<u>598,000</u>	<u>621,920</u>
Total Fund 46 Expenditures		42,048	25,000	48,024	1,015,500	1,056,120

DETAILED BUDGET FY 2023-24 FY 2024-25

Budget Account	Account Name	FY 21/22 Actual	FY 22/23 Current Budget	FY 22/23 CY Estimate	FY 23/24 Recommended	FY 24/25 Recommended
Fund: 47 - Measure M - MTA Local Return						
Revenue						
<u>Division: 000 - Non-Departmental</u>						
47-000-4410-00	Interest Income	(926)	10,100	1,000	1,000	1,040
47-000-4647-00	Measure M - Local Return	432,860	325,000	400,000	400,000	416,000
		<u>431,934</u>	<u>335,100</u>	<u>401,000</u>	<u>401,000</u>	<u>417,040</u>
Total Fund 47 Revenue		431,934	335,100	401,000	401,000	417,040
Expenditure						
<u>Division: 000 - Non-Departmental</u>						
47-134-6500-00	Capital Outlay	-	450,000	-	-	-
47-134-9900-40	Transfer to Capital	201,632	25,000	25,000	25,000	25,000
		<u>201,632</u>	<u>475,000</u>	<u>25,000</u>	<u>25,000</u>	<u>25,000</u>
<u>Division: 311 - Administration & Engineering</u>						
47-311-5100-00	Full Time Salaries	27,220	49,683	49,683	37,158	38,644
47-311-5100-02	Full Time Employee Overtime	-	-	100	-	-
47-311-5103-01	CalPERS City Paid EmployeeCost	1,609	2,253	2,253	2,022	2,103
47-311-5103-02	CalPERS Employer Cost	2,524	4,630	4,630	4,056	4,218
47-311-5103-03	CalPERS Unfunded Liability	2,529	3,808	3,808	3,529	3,670
47-311-5103-04	CalPERS Survivor Benefit	6	10	10	7	7
47-311-5104-00	Benefits	(143)	746	746	1,110	1,154
47-311-5104-02	Medical Insurance	3,510	7,527	7,527	3,314	3,447
47-311-5104-03	Dental Insurance	313	370	370	152	158
47-311-5104-04	Vision Insurance	71	82	82	34	35
47-311-5104-05	Short Term Disability	107	285	285	212	220
47-311-5104-06	Long Term Disability	51	91	91	68	71
47-311-5104-07	Life Insurance	77	146	146	108	112
47-311-5104-08	Accidental Death & Dismember	18	37	37	28	29
47-311-5104-09	Employee Assistance Program	12	258	258	11	11
47-311-5106-01	Medicare	417	737	737	556	578
47-311-5106-02	Social Security	-	-	-	-	-
47-311-5109-00	Hourly Employees	-	-	-	-	-
47-311-5110-00	Auto Allowance	7	150	400	450	468
47-311-5110-01	457 Match	262	994	994	744	774
		<u>38,590</u>	<u>71,807</u>	<u>72,157</u>	<u>53,559</u>	<u>55,701</u>
47-332-5252-00	Contractual Services	37,243	-	2,630	-	-
47-339-6503-51	Traffic Management Center	-	150,000	-	550,000	150,000
Total Fund 47 Expenditures		277,465	696,807	99,787	628,559	230,701

DETAILED BUDGET FY 2023-24 FY 2024-25

Budget Account	Account Name	FY 21/22 Actual	FY 22/23 Current Budget	FY 22/23 CY Estimate	FY 23/24 Recommended	FY 24/25 Recommended
Fund: 48 - Library Capital Replacement						
Revenue						
<u>Division: 000 - Revenue</u>						
48-000-4410-00	Interest Income	2,254	10,400	30,000	30,000	31,500
48-000-4411-00	Fair Market Value Investments	-	-	-	-	-
48-000-4928-00	Transfer in Library Fund	250,000	250,000	250,000	-	-
		<u>252,254</u>	<u>260,400</u>	<u>280,000</u>	<u>30,000</u>	<u>31,500</u>
Total Fund 48 Revenue		252,254	260,400	280,000	30,000	31,500
Expenditure						
<u>Division 134 - Non-Departmental</u>						
48-136-6503-79	Library Back Door Replacement	-	-	-	100,000	-
48-136-6500-00	Library Lighting Upgrade	-	-	-	-	200,000
		<u>-</u>	<u>-</u>	<u>-</u>	<u>100,000</u>	<u>200,000</u>
Total Fund 48 Expenditures		-	-	-	100,000	200,000

DETAILED BUDGET FY 2023-24 FY 2024-25

Budget Account	Account Name	FY 21/22 Actual	FY 22/23 Current Budget	FY 22/23 CY Estimate	FY 23/24 Recommended	FY 24/25 Recommended
Fund: 49 - Measure M - Traffic Improvement						
Revenue						
<u>Division: 000 - Revenue</u>						
49-000-4410-00	Interest Income	(4,967)	(17,100)	(50,000)	(20,000)	(20,800)
49-000-4637-00	Green Street Project	63,344	-	110,000	-	-
49-000-4649-00	Measure M - Traffic Improvemnt	-	3,405,800	-	3,405,800	3,542,032
49-000-4805-00	Mull Hwy Bike Bap (MTA Grant)	110,751	-	-	-	-
49-000-4806-00	MTA Grant	224,988	-	750,000	-	-
		<u>394,116</u>	<u>3,388,700</u>	<u>810,000</u>	<u>3,385,800</u>	<u>3,521,232</u>
Total Fund 49 Revenue		394,116	3,388,700	810,000	3,385,800	3,521,232
Expenditure						
<u>Division: 134 - Non-Departmental</u>						
49-134-9900-10	Transfer to General Fund	13,476	-	12,000	-	-
49-134-9900-40	Transfer to Capital	3,648,089	5,841,000	3,600,000	8,220,458	3,500,000
		<u>3,661,565</u>	<u>5,841,000</u>	<u>3,612,000</u>	<u>8,220,458</u>	<u>3,500,000</u>
Total Fund 49 Expenditures		3,661,565	5,841,000	3,612,000	8,220,458	3,500,000

Fiscal Year 2023/24



CITY of CALABASAS

Tennis and Swim Center

(Departments 521 and 522)

The Calabasas Tennis & Swim Center is comprised of sixteen lighted tennis courts, pickleball courts, an outdoor heated Jr. Olympic pool, and a seasonal instructional pool. Programming includes fitness and cardio classes, strength and weight training, special events, facility rentals, recreation classes, and aquatics programs.

DETAILED BUDGET FY 2023-24 FY 2024-25

Budget Account	Account Name	FY 21/22 Actual	FY 22/23 Current Budget	FY 22/23 CY Estimate	FY 23/24 Recommended	FY 24/25 Recommended
Fund: 50 - Tennis & Swim Center Operation						
Revenue						
<u>Division: 000 - Revenue</u>						
50-000-4163-00	Property Damage/Loss Reimburse	-	-	-	-	-
50-000-4420-00	Miscellaneous	-	1,500	100	-	-
50-000-4420-03	Misc - Cash Recon & Adj	-	-	-	-	-
50-000-4500-12	Miscellaneous	-	-	-	-	-
50-000-4500-25	Miscellaneous	-	10,000	-	1,000	1,040
50-000-4460-11	Recreation Processing Fees	555	-	1,000	-	-
50-000-4500-10	Aquatic-Daily	35,918	40,000	40,000	40,000	41,600
50-000-4500-11	Swim	24,228	33,900	25,000	25,000	26,000
50-000-4500-20	Health/Swim	612,997	450,000	600,000	600,000	624,000
50-000-4500-30	Coke Machine	864	1,300	1,000	1,000	1,040
50-000-4500-40	Food	-	5,900	10,000	6,000	6,240
50-000-4500-50	Facility Rental	17,857	15,000	20,000	20,000	20,800
50-000-4500-51	Facility Rental Deposits	-	-	500	-	-
50-000-4500-60	General Recreation	26,592	66,300	40,000	40,000	41,600
50-000-4500-70	Fitness Class	7,966	30,000	12,000	12,000	12,480
50-000-4500-71	Personal Training	-	-	-	-	-
50-000-4500-80	Tot Lot-Child Care	-	-	-	-	-
50-000-4500-90	Tennis Membership	1,449,718	1,300,000	1,400,000	1,400,000	1,456,000
50-000-4840-00	Refunds - Overpayments	-	-	-	-	-
50-000-4840-01	Refunds - Tennis & Swim Center	(1,088)	(1,500)	(1,500)	(1,500)	(1,560)
50-000-4840-02	Refunds - Top Seed	(79)	(2,000)	-	(1,000)	(1,040)
50-000-4410-00	Interest Income	1,422	(1,800)	2,000	2,000	2,080
50-000-4411-00	Fair Market Value Investments	-	-	-	-	-
50-000-4500-00	Tennis Revenue	417,625	50,000	400,000	400,000	416,000
50-000-4500-01	City Contribution for CIP	56,949	25,000	50,000	50,000	52,000
50-000-4500-02	Top Seed Contribution for CIP	56,949	55,000	55,000	55,000	57,200
50-000-4500-55	Film Permits	75	-	2,000	-	-
50-000-4500-56	Calabasas Resale T-Shirts	-	-	-	-	-
50-000-4500-85	Pro Shop	-	-	-	-	-
50-000-4500-95	Lessons & Clinics	1,804,579	1,600,000	1,700,000	1,700,000	1,768,000
50-000-4641-00	FED - EECBG Lighting	-	-	-	-	-
50-000-4900-16	Transfer in Developr ImpactFee	-	-	-	-	-
		<u>4,513,127</u>	<u>3,678,600</u>	<u>4,357,100</u>	<u>4,349,500</u>	<u>4,523,480</u>
Total Fund 50 Revenue		4,513,127	3,678,600	4,357,100	4,349,500	4,523,480

Expenditure

Division: 521 - Health & Swim Center

50-521-5100-00	Full Time Salaries	275,489	342,289	342,289	269,042	279,804
50-521-5100-02	Full Time Employee Overtime	641	-	1,000	-	-
50-521-5101-00	Perm Part-time Salaries	-	-	-	-	-
50-521-5103-01	CalPERS City Paid EmployeeCost	15,576	23,961	23,961	18,833	18,833
50-521-5103-02	CalPERS Employer Cost	23,666	35,325	35,325	31,855	33,129
50-521-5103-03	CalPERS Unfunded Liability	30,759	39,785	39,785	32,859	34,173
50-521-5103-04	CalPERS Survivor Benefit	67	78	78	61	63
50-521-5104-00	Benefits	1,313	2,028	2,028	7,650	7,956
50-521-5104-02	Medical Insurance	15,188	45,960	45,960	25,483	26,502
50-521-5104-03	Dental Insurance	1,217	2,268	2,268	1,583	1,646

DETAILED BUDGET FY 2023-24 FY 2024-25

Budget Account	Account Name	FY 21/22 Actual	FY 22/23 Current Budget	FY 22/23 CY Estimate	FY 23/24 Recommended	FY 24/25 Recommended
50-521-5104-04	Vision Insurance	266	460	460	355	369
50-521-5104-05	Short Term Disability	816	1,959	1,959	1,539	1,601
50-521-5104-06	Long Term Disability	394	630	630	495	515
50-521-5104-07	Life Insurance	579	977	977	767	805
50-521-5104-08	Accidental Death & Dismember	139	247	247	194	202
50-521-5104-09	Employee Assistance Program	76	172	172	110	114
50-521-5106-00	Employer Taxes	-	-	-	-	-
50-521-5106-01	Medicare	9,963	12,409	12,409	13,000	13,520
50-521-5106-02	Social Security	1,247	1,247	1,000	1,200	1,248
50-521-5109-00	Hourly Employees	386,358	506,212	425,000	300,000	312,000
50-521-5109-02	Hourly Employee Overtime	-	-	-	-	-
50-521-5110-00	Auto Allowance	12	750	750	750	780
50-521-5110-01	457 Match	1,898	6,846	6,846	5,380	5,595
50-521-5899-00	Pension - GASB 68	-	-	-	-	-
50-521-5200-01	Unemployment Insurance	-	-	-	-	-
50-521-5200-20	Event Insurance	-	2,000	2,000	2,000	2,080
50-521-5208-00	Telephone	5,101	-	3,293	-	-
50-521-5220-00	Office Supplies	4,693	2,500	2,500	2,500	2,600
50-521-5221-01	Program Supplies	38,201	57,100	57,100	57,100	59,384
50-521-5221-02	Pool Chemical	33,500	30,000	36,959	70,000	72,800
50-521-5221-03	Facility Maintenance	34,573	40,000	40,000	40,000	41,600
50-521-5221-06	Resale T-Shirts	-	-	-	-	-
50-521-5221-09	Facility Repairs	-	-	-	-	-
50-521-5222-00	Printing	-	-	-	-	-
50-521-5226-00	Dues and Memberships	1,020	1,000	2,499	1,000	1,040
50-521-5230-00	Postage / Courier Service	-	-	681	-	-
50-521-5231-00	Bank & Merchant Fees	2,295	23,500	23,500	23,500	24,440
50-521-5231-11	Recreation Processing Fees	-	-	-	-	-
50-521-5235-00	Computer Hardware	-	800	900	800	832
50-521-5235-01	Computer Software	3,196	-	10,000	15,000	15,600
50-521-5240-00	Utilities - Electric	48,818	22,000	60,000	60,000	62,400
50-521-5240-01	Utilities - Water	22,205	35,000	35,000	45,000	46,800
50-521-5240-02	Utilities - Gas	37,496	28,000	50,000	45,000	46,800
50-521-5240-03	Utilities - Cable	3,818	-	9,000	10,000	10,400
50-521-5242-00	Utilities - Water	-	-	-	-	-
50-521-5252-00	Contractual Services	177,813	145,000	164,598	345,000	358,800
50-521-5252-58	City Property Damage	-	-	-	-	-
50-521-5265-00	Advertising	4,224	1,600	7,405	1,600	1,664
50-521-5270-00	Business Meeting & Conference	-	-	-	-	-
50-521-5416-00	Miscellaneous Expenditure	-	-	-	-	-
50-521-5419-00	Refunds - Deposits & Overpays	-	-	256	-	-
50-521-5430-00	Mileage Reimbursement	-	600	600	600	624
50-521-6501-00	Capital Improvements	-	100,000	-	-	-
50-521-6502-96	Health Center Improvements	10,578	-	-	75,000	-
50-521-6503-14	FED - EECBG Lighting T&SC	-	-	-	-	-
50-521-6503-50	CTSC Roof Repair	-	-	-	1,500,000	-
50-521-6503-52	CTSC Outdoor Fitness Area	-	100,000	65,000	85,000	-
50-521-6503-53	CTSC Pool & Deck	-	600,000	40,000	560,000	-
50-521-6503-54	CTSC Kitchen Appliances	-	100,000	60,000	40,000	-
50-521-6503-63	HVAC Replacement	-	-	-	-	40,000
50-521-6503-69	CTSC Facility Upgrades	-	400,000	100,000	300,000	-
50-521-6600-00	Depreciation Expense	-	400,000	-	-	-
50-521-9800-00	Cost Allocation Plan Charges	100,000	100,000	100,000	100,000	100,000
		1,293,195	3,212,703	1,814,435	4,090,256	1,626,721

DETAILED BUDGET FY 2023-24 FY 2024-25

Budget Account	Account Name	FY 21/22 Actual	FY 22/23 Current Budget	FY 22/23 CY Estimate	FY 23/24 Recommended	FY 24/25 Recommended
<u>Division: 522 - Top Seed Tennis Academy</u>						
50-522-5100-00	Full Time Salaries	44,376	33,323	33,323	35,168	36,575
50-522-5100-02	Full Time Employee Overtime	-	-	-	-	-
50-522-5103-01	CalPERS City Paid EmployeeCost	2,809	2,333	2,333	2,462	2,560
50-522-5103-02	CalPERS Employer Cost	4,160	3,439	3,439	4,164	4,331
50-522-5103-03	CalPERS Unfunded Liability	2,989	3,873	3,873	4,295	4,467
50-522-5103-04	CalPERS Survivor Benefit	6	7	7	7	7
50-522-5104-00	Benefits	1,419	-	-	-	-
50-522-5104-02	Medical Insurance	8,054	6,216	15,000	3,574	3,717
50-522-5104-03	Dental Insurance	101	285	9,000	158	164
50-522-5104-04	Vision Insurance	24	52	52	36	37
50-522-5104-05	Short Term Disability	96	191	191	201	209
50-522-5104-06	Long Term Disability	46	61	61	65	68
50-522-5104-07	Life Insurance	71	95	95	100	104
50-522-5104-08	Accidental Death & Dismember	17	24	24	25	25
50-522-5104-09	Employee Assistance Program	10	13	13	13	14
50-522-5106-00	Employer Taxes	-	-	-	-	-
50-522-5106-01	Medicare	563	493	493	520	541
50-522-5106-02	Social Security	-	-	-	-	-
50-522-5110-01	457 Match	39	666	666	703	731
50-522-5200-00	Liability Insurance	110,390	145,000	110,000	145,000	150,800
50-522-5208-00	Telephone	-	4,700	4,700	4,700	4,935
50-522-5220-00	Office Supplies	2,955	4,900	15,000	10,000	10,400
50-522-5221-00	Special Dept. Supplies	6,634	-	2,000	-	-
50-522-5221-01	Program Supplies	45,917	62,000	62,000	62,000	64,480
50-522-5221-04	Janitorial Supplies	55,960	42,000	50,000	70,000	72,800
50-522-5221-05	Social Event Food	1,299	23,000	3,000	23,000	23,920
50-522-5222-00	Printing	10,782	18,000	10,000	18,000	18,720
50-522-5225-00	Pro Shop	-	-	-	-	-
50-522-5226-00	Dues and Memberships	1,363	1,500	1,500	1,500	1,560
50-522-5230-00	Postage / Courier Service	3,474	12,500	5,000	12,500	13,000
50-522-5231-00	Bank & Merchant Fees	118,624	40,000	120,000	120,000	124,800
50-522-5240-00	Utilities - Electric	55,402	60,100	60,100	60,100	62,504
50-522-5240-01	Utilities - Water	24,310	27,000	27,000	27,000	28,080
50-522-5240-03	Utilities - Cable	-	-	-	-	-
50-522-5242-00	Utilities - Water	-	-	-	-	-
50-522-5250-00	Contractual Services	-	-	-	-	-
50-522-5251-09	Top Seed Desk/Maint Staff	621,729	515,000	625,000	625,000	650,000
50-522-5251-10	Top Seed Tennis Staff	1,131,303	925,000	1,100,000	1,100,000	1,144,000
50-522-5251-11	Top Seed Tennis Director	180,000	180,000	180,000	180,000	187,200
50-522-5251-13	Top Seed 50% Profit	294,573	125,000	300,000	300,000	312,000
50-522-5251-14	City 50% Profit	474,573	100,000	475,000	475,000	494,000
50-522-5252-00	Contractual Services	49,865	29,200	30,000	30,000	31,200
50-522-5265-00	Advertising	283	2,000	2,000	2,000	2,080
50-522-5270-00	Business Meeting & Conference	-	-	-	-	-
50-522-5416-00	Miscellaneous Expenditure	-	-	-	-	-
50-522-5420-00	Office Equipment Maintenance	-	-	-	-	-
50-522-6501-00	Capital Improvements	-	10,000	-	-	-
50-522-6502-97	Tennis Center Improvements	-	20,000	-	-	-
50-522-6503-14	FED - EECBG Lighting T&SC	-	-	-	-	-
50-522-6503-33	Quimby Tennis Center Improv	-	-	-	-	-
		<u>3,254,216</u>	<u>2,397,971</u>	<u>3,250,870</u>	<u>3,317,291</u>	<u>3,450,029</u>
Total Fund 50 Expenditures		4,547,411	5,610,674	5,065,305	7,407,547	5,076,749

DETAILED BUDGET FY 2023-24 FY 2024-25

Budget Account	Account Name	FY 21/22 Actual	FY 22/23 Current Budget	FY 22/23 CY Estimate	FY 23/24 Recommended	FY 24/25 Recommended
Fund: 55 - Agoura Hills Calabasas Community Center						
Expenditure						
<u>Division: 000 - Revenue</u>						
55-000-4400-15	Vending Machine	-	-	-	2,000	2,080
55-000-4410-00	Interest Income	-	-	-	-	-
55-000-4458-00	Facility Rental	-	-	-	280,006	291,206
55-000-4460-12	Sports League & Tournaments	-	-	-	230,328	239,541
55-000-4460-13	Open Play Sports	-	-	-	44,928	46,725
55-000-4460-14	Youth Camps	-	-	-	127,200	132,288
55-000-4460-15	Recreation Program Fees	-	-	-	225,000	234,000
55-000-4460-16	Fitness Membership	-	-	-	350,808	364,840
55-000-4460-25	Special Events	-	-	-	5,250	5,460
55-000-4698-01	LA Co. AHCCC Grant	-	-	-	1,010,000	-
55-000-4699-00	Fed Earmarks Fund - AHCCC Grant	-	-	-	-	-
55-000-4900-10	Transfer in General Fund	-	-	-	1,099,648	91,296
		-	-	-	3,375,168	1,407,437
Total Fund 55 Revenue		-	-	-	3,375,168	1,407,437
<u>Division: 525 - Agoura Hills Calabasas Community Center</u>						
55-525-5100-00	Full Time Salaries	-	-	-	334,083	347,446
55-525-5100-02	Full Time Employee Overtime	-	-	-	-	-
55-525-5103-01	CalPERS City Paid EmployeeCost	-	-	-	8,851	9,205
55-525-5103-02	CalPERS Employer Cost	-	-	-	28,186	29,313
55-525-5103-03	CalPERS Unfunded Liability	-	-	-	15,444	16,062
55-525-5103-04	CalPERS Survivor Benefit	-	-	-	100	104
55-525-5104-00	Benefits	-	-	-	8,070	8,393
55-525-5104-02	Medical Insurance	-	-	-	78,822	81,975
55-525-5104-03	Dental Insurance	-	-	-	4,470	4,649
55-525-5104-04	Vision Insurance	-	-	-	861	895
55-525-5104-05	Short Term Disability	-	-	-	1,911	1,987
55-525-5104-06	Long Term Disability	-	-	-	615	640
55-525-5104-07	Life Insurance	-	-	-	954	992
55-525-5104-08	Accidental Death & Dismember	-	-	-	243	253
55-525-5104-09	Employee Assistance Program	-	-	-	187	194
55-525-5106-01	Medicare	-	-	-	10,000	10,400
55-525-5109-00	Hourly Employees	-	-	-	312,000	324,480
55-525-5109-02	Hourly Employee Overtime	-	-	-	-	-
55-525-5110-00	Auto Allowance	-	-	-	600	624
55-525-5110-01	457 Match	-	-	-	6,682	6,949
55-525-5200-20	Event Insurance	-	-	-	45,927	47,764
55-525-5208-00	Telephone	-	-	1,500	13,152	13,678
55-525-5220-00	Office Supplies	-	-	-	29,700	30,888
55-525-5221-00	Special Dept. Supplies	-	-	-	102,194	106,282
55-525-5221-03	Facility Maintenance	-	-	-	10,000	10,400
55-525-5221-04	Janitorial Supplies	-	-	-	32,000	33,280
55-525-5226-00	Dues and Memberships	-	-	-	1,500	1,560
55-525-5230-00	Postage / Courier Service	-	-	-	1,063	1,106
55-525-5235-00	Computer Hardware	-	-	-	41,900	43,576
55-525-5235-01	Computer Software	-	-	-	3,200	3,328

DETAILED BUDGET FY 2023-24 FY 2024-25

Budget Account	Account Name	FY 21/22 Actual	FY 22/23 Current Budget	FY 22/23 CY Estimate	FY 23/24 Recommended	FY 24/25 Recommended
55-525-5240-00	Utilities - Electric	-	-	3,500	74,000	76,960
55-525-5240-01	Utilities - Water	-	-	3,000	41,000	42,640
55-525-5240-02	Utilities - Gas	-	-	2,500	25,000	26,000
55-525-5240-05	Utilities - Broadband	-	-	1,000	4,000	4,160
55-525-5251-05	Contract Instructors	-	-	-	267,420	-
55-525-5252-00	Contractual Services	-	-	15,000	39,589	41,173
55-525-5253-25	Special Programs & Events	-	-	-	42,000	43,680
55-525-5265-00	Advertising	-	-	-	30,000	31,200
55-525-5285-00	Training	-	-	-	5,000	5,200
55-525-5416-00	Miscellaneous Expenditure	-	-	3,000	-	-
55-525-5430-00	Mileage Reimbursement	-	-	-	230	-
55-525-6503-67	AHCCC ROOF REPLACEMENT	-	-	770,000	730,000	-
55-525-6505-00	AHCCC Capital Equipment	-	-	-	168,414	-
55-525-6505-01	AHCCC Capital Furniture	-	-	-	56,300	-
		-	-	799,500	2,575,668	515,110
Total Fund 55 Expenditure		-	-	799,500	2,575,668	515,110

DETAILED BUDGET FY 2023-24 FY 2024-25

Budget Account	Account Name	FY 21/22 Actual	FY 22/23 Current Budget	FY 22/23 CY Estimate	FY 23/24 Recommended	FY 24/25 Recommended
Fund: 60 - Management Reserve						
Revenue						
<u>Division: 000 - Revenue</u>						
60-000-4161-00	Sale/Disposal of Asset	-	-	-	-	-
60-000-4410-00	Interest Income	13,832	67,600	125,000	125,000	130,000
60-000-4411-00	Fair Market Value Investments	-	-	-	-	-
60-000-4900-10	Transfer in General Fund	-	-	-	-	-
		<hr/>	<hr/>	<hr/>	<hr/>	<hr/>
		13,832	67,600	125,000	125,000	130,000
Total Fund 60 Revenue		13,832	67,600	125,000	125,000	130,000
Expenditure						
<u>Division: 134 - Non-Departmental</u>						
60-134-9900-30	Transfer to Storm Damage	-	-	-	-	-
60-134-9900-40	Transfer to Capital	-	-	-	-	-
60-134-9900-41	Transfer to Civic Ctr Constr	-	-	-	-	-
60-134-9900-70	Transfer to Deferred Maint.	-	2,000,000	2,000,000	-	-
		<hr/>	<hr/>	<hr/>	<hr/>	<hr/>
		-	2,000,000	2,000,000	-	-
Total Fund 60 Expenditures		-	2,000,000	2,000,000	-	-

DETAILED BUDGET FY 2023-24 FY 2024-25

Budget Account	Account Name	FY 21/22 Actual	FY 22/23 Current Budget	FY 22/23 CY Estimate	FY 23/24 Recommended	FY 24/25 Recommended
Fund 62 - Measure W - Safe Clean Water						
Revenue						
<u>Division: 000 - Revenue</u>						
62-000-4410-00	Interest Income	971	7,400	12,000	12,000	12,480
62-000-4636-00	Measure W - Clean Water	384,013	385,000	386,000	385,000	400,400
		<u>384,984</u>	<u>392,400</u>	<u>398,000</u>	<u>397,000</u>	<u>412,880</u>
Total Fund 62 Revenue		384,984	392,400	398,000	397,000	412,880
Expenditure						
<u>Division: 134 - Non-Departmental</u>						
62-134-9800-00	Cost Allocation Plan Charges	54,000	54,000	54,000	54,000	54,000
62-134-9900-40	Transfer to Capital	164,013	-	-	-	-
		<u>218,013</u>	<u>54,000</u>	<u>54,000</u>	<u>54,000</u>	<u>54,000</u>
Total Fund 62 Expenditures		218,013	54,000	54,000	54,000	54,000

DETAILED BUDGET FY 2023-24 FY 2024-25

Budget Account	Account Name	FY 21/22 Actual	FY 22/23 Current Budget	FY 22/23 CY Estimate	FY 23/24 Recommended	FY 24/25 Recommended
Fund: 63 - Road Maintenance & Rehabilitation Account (RMRA-SB1)						
Revenue						
<u>Division: 000 - Revenue</u>						
63-000-4410-00	Interest Income	1,370	4,200	15,000	15,000	15,600
63-000-4611-01	Road Maint & Rehab (RMRA)	484,485	450,000	503,000	574,000	596,960
63-000-4900-15	Transfer in Gas Tax	-	-	-	-	-
63-000-9900-36	Transfer to Grants	-	-	-	-	-
		<u>485,855</u>	<u>454,200</u>	<u>518,000</u>	<u>589,000</u>	<u>612,560</u>
Total Fund 63 Revenue		485,855	454,200	518,000	589,000	612,560
Expenditure						
<u>Division: 134 - Non-Departmental</u>						
63-134-9900-15	Transfer to Gas Tax	-	-	-	-	-
63-134-9900-40	Transfer to Capital	257,475	350,000	350,000	350,000	350,000
		<u>257,475</u>	<u>350,000</u>	<u>350,000</u>	<u>350,000</u>	<u>350,000</u>
<u>Division: 311 - Administration and Engineering</u>						
63-311-5100-00	Full Time Salaries	26,034	28,630	28,630	35,817	37,250
63-311-5100-02	Full Time Employee Overtime	-	-	100	-	-
63-311-5103-01	CalPERS City Paid EmployeeCost	395	902	902	537	558
63-311-5103-02	CalPERS Employer Cost	2,016	2,506	2,506	3,069	3,192
63-311-5103-03	CalPERS Unfunded Liability	1,187	1,557	1,557	938	976
63-311-5103-04	CalPERS Survivor Benefit	7	7	7	7	7
63-311-5104-00	Benefits	540	908	908	3,720	3,869
63-311-5104-02	Medical Insurance	5,412	5,835	5,835	1,650	1,716
63-311-5104-03	Dental Insurance	188	297	297	227	236
63-311-5104-04	Vision Insurance	44	66	66	45	47
63-311-5104-05	Short Term Disability	101	165	165	205	213
63-311-5104-06	Long Term Disability	49	53	53	66	69
63-311-5104-07	Life Insurance	74	85	85	105	109
63-311-5104-08	Accidental Death & Dismember	18	22	22	26	27
63-311-5104-09	Employee Assistance Program	12	215	215	12	12
63-311-5106-01	Medicare	412	423	423	530	551
63-311-5110-00	Auto Allowance	-	-	50	30	31
63-311-5110-01	457 Match	261	573	573	716	745
63-311-5543-01	Upper LA River CIMP&EWMP	-	-	15,000	-	-
		<u>36,750</u>	<u>42,244</u>	<u>57,394</u>	<u>47,700</u>	<u>49,608</u>
Total Fund 63 Expenditures		294,225	392,244	407,394	397,700	399,608

DETAILED BUDGET FY 2023-24 FY 2024-25

Budget Account	Account Name	FY 21/22 Actual	FY 22/23 Current Budget	FY 22/23 CY Estimate	FY 23/24 Recommended	FY 24/25 Recommended
Fund: 64 - Quimby Act						
Revenue						
<u>Division: 000 - Revenue</u>						
64-000-4410-00	Interest Income	9	-	6	-	-
64-000-4815-06	Quimby Funds	-	-	-	-	-
64-000-4900-16	Transfer in Developr ImpactFee	-	-	-	-	-
		<hr/>	<hr/>	<hr/>	<hr/>	<hr/>
		9	-	6	-	-
Total Fund 64 Revenue		9	-	6	-	-
Expenditure						
64-134-9900-41	Transfer to Civic Ctr Constr	-	-	-	-	-
Total Fund 64 Expenditures		-	-	-	-	-

DETAILED BUDGET FY 2023-24 FY 2024-25

Budget Account	Account Name	FY 21/22 Actual	FY 22/23 Current Budget	FY 22/23 CY Estimate	FY 23/24 Recommended	FY 24/25 Recommended
Fund: 65 - Oak Tree Mitigation						
Revenue						
<u>Division: 000 - Revenue</u>						
65-000-4410-00	Interest Income	(140)	(700)	(1,000)	-	-
65-000-4411-00	Fair Market Value Investments	-	-	-	-	-
65-000-4815-10	Oak Tree Mitigation Fees	-	-	-	-	-
65-000-4900-16	Transfer in Developr ImpactFee	-	-	-	-	-
		<hr/>	<hr/>	<hr/>	<hr/>	<hr/>
		(140)	(700)	(1,000)	-	-
Total Fund 65 Revenue		(140)	(700)	(1,000)	-	-
Expenditure						
<u>Division: 321 - General Landscape Maintenance</u>						
65-321-5815-10	Oak Tree Mitigation Exp	-	-	-	-	-
<u>Division: 412 - Planning Projects and Studies</u>						
65-412-5815-10	Oak Tree Mitigation Exp	-	-	-	-	-
Total Fund 65 Expenditures		-	-	-	-	-

DETAILED BUDGET FY 2023-24 FY 2024-25

Budget Account	Account Name	FY 21/22 Actual	FY 22/23 Current Budget	FY 22/23 CY Estimate	FY 23/24 Recommended	FY 24/25 Recommended
Fund: 67 - Emergency COVID19						
Revenue						
<u>Division: 000 - Revenue</u>						
67-000-4410-00	Interest Income	(228)	(1,100)	(2,000)	-	-
Total Fund 67 Revenue		(228)	(1,100)	(2,000)	-	-
Expense						
<u>Division: 131 - City Clerk</u>						
67-131-5265-00	Advertising	-	-	-	-	-
<u>Division: 134 - Non-Departmental</u>						
67-134-5219-00	COVID Supplies	8,650	-	-	-	-
67-134-5220-00	Office Supplies	-	-	-	-	-
67-134-5221-03	Facility Maintenance	1,085	-	-	-	-
67-134-5265-00	Advertising	-	-	-	-	-
		<u>9,735</u>	<u>-</u>	<u>-</u>	<u>-</u>	<u>-</u>
<u>Division: 162 - Information Technology</u>						
67-162-5235-00	Computer Hardware	-	-	-	-	-
67-162-5235-01	Computer Software	7,278	-	-	-	-
		<u>7,278</u>	<u>-</u>	<u>-</u>	<u>-</u>	<u>-</u>
<u>Division: 222 - Public Safety and Emergency Operation</u>						
67-222-5221-00	Special Dept. Supplies	11	-	-	-	-
67-222-5222-00	Printing	587	-	-	-	-
		<u>598</u>	<u>-</u>	<u>-</u>	<u>-</u>	<u>-</u>
<u>Division: Community Development Admin</u>						
67-411-5235-01	Computer Software	451	-	-	-	-
Total Fund 67 Expenditures		18,062	-	-	-	-

DETAILED BUDGET FY 2023-24 FY 2024-25

Budget Account	Account Name	FY 21/22 Actual	FY 22/23 Current Budget	FY 22/23 CY Estimate	FY 23/24 Recommended	FY 24/25 Recommended
Fund 70: Deferred Maintenance						
Revenue						
<u>Division: 000 - Revenue</u>						
70-000-4900-60	Transfer in Management Reserve	-	2,000,000	2,000,000	-	-
Total Fund 70 Revenue		-	2,000,000	2,000,000	-	-
Expenditure						
70-136-6503-65	Civic Center Plaza Furniture	-	50,000	-	50,000	-
70-136-6503-72	Civic Center Painting Buildings	-	-	-	-	-
70-513-6503-63	HVAC Replacement	-	40,000	45,000	40,000	-
Total Fund 70 Expenditure		-	90,000	45,000	90,000	-

DETAILED BUDGET FY 2023-24 FY 2024-25

Budget Account	Account Name	FY 21/22 Actual	FY 22/23 Current Budget	FY 22/23 CY Estimate	FY 23/24 Recommended	FY 24/25 Recommended
Fund 75: Brandon's Village						
Revenue						
<u>Division: 000 - Revenue</u>						
75-000-4466-04	Donations - Brandon's Village	-	-	10,000	-	-
Total Fund 75 Revenue		-	-	10,000	-	-

DETAILED BUDGET FY 2023-24 FY 2024-25

Budget Account	Account Name	FY 21/22 Actual	FY 22/23 Current Budget	FY 22/23 CY Estimate	FY 23/24 Recommended	FY 24/25 Recommended
Fund: 80 - CFD 99-1 (Commercial Mello-Roos), Series 2018						
Revenue						
<u>Division: 000 - Revenue</u>						
80-000-4010-15	Mello-Roos Tax	386,703	400,000	390,000	390,000	390,000
80-000-4420-00	Miscellaneous	-	-	-	-	-
80-000-4410-00	Interest Income	22	7,600	1,000	1,000	1,040
80-000-4411-00	Fair Market Value Investments	-	-	-	-	-
80-000-4850-00	Proceeds of Bonds	-	-	-	-	-
		<hr/>	<hr/>	<hr/>	<hr/>	<hr/>
		386,725	407,600	391,000	391,000	391,040
Total Fund 80 Revenue		386,725	407,600	391,000	391,000	391,040
Expenditure						
<u>Division: 134 - Non-Departmental</u>						
80-134-5252-00	Contractual Services	14,149	-	15,000	15,000	15,600
80-134-5416-00	Miscellaneous Expenditure	-	-	-	-	-
80-134-5300-00	Principal-Bonded Indebtedness	281,200	-	290,000	300,000	312,000
80-134-5301-00	Interest Exp-Bonded Indebtedne	65,798	-	58,000	48,000	49,920
80-134-5310-00	Debt Issuance Costs	-	-	-	-	-
80-134-5311-00	Pymt to Bond Refunding Escrow	-	-	-	-	-
80-134-5340-00	Payments to Escrow Agent	20,000	377,000	-	-	-
		<hr/>	<hr/>	<hr/>	<hr/>	<hr/>
		381,147	377,000	363,000	363,000	377,520
Total Fund 80 Expenditures		381,147	377,000	363,000	363,000	377,520

DETAILED BUDGET FY 2023-24 FY 2024-25

Budget Account	Account Name	FY 21/22 Actual	FY 22/23 Current Budget	FY 22/23 CY Estimate	FY 23/24 Recommended	FY 24/25 Recommended
Fund: 84 - CFD 2001-1 (The Oaks Mello-Roos), Series 2017						
Revenue						
<u>Division: 000 - Revenue</u>						
84-000-4010-15	Mello-Roos Tax	1,601,012	1,550,000	1,600,000	1,600,000	1,600,000
84-000-4420-00	Miscellaneous	-	-	-	-	-
84-000-4410-00	Interest Income	46	27,500	-	-	-
84-000-4411-00	Fair Market Value Investments	-	-	-	-	-
84-000-4850-00	Proceeds of Bonds	-	-	-	-	-
84-000-4900-82	Transfer In CFD 2001-1	-	-	-	-	-
		<u>1,601,058</u>	<u>1,577,500</u>	<u>1,600,000</u>	<u>1,600,000</u>	<u>1,600,000</u>
Total Fund 84 Revenue		1,601,058	1,577,500	1,600,000	1,600,000	1,600,000
Expenditure						
<u>Division: 134 - Non-Departmental</u>						
84-134-5252-00	Contractual Services	15,905	-	20,000	20,000	20,000
84-134-5416-00	Miscellaneous Expenditure	2,717	-	-	-	-
84-134-5300-00	Principal-Bonded Indebtedness	1,147,680	-	1,180,000	1,210,000	1,240,000
84-134-5301-00	Interest Exp-Bonded Indebtedne	367,397	-	337,000	307,000	272,000
84-134-5310-00	Debt Issuance Costs	-	-	-	-	-
84-134-5311-00	Pymt to Bond Refunding Escrow	-	-	-	-	-
84-134-5340-00	Payments to Escrow Agent	45,000	1,546,000	-	-	-
		<u>1,578,699</u>	<u>1,546,000</u>	<u>1,537,000</u>	<u>1,537,000</u>	<u>1,532,000</u>
Total Fund 84 Expenditures		1,578,699	1,546,000	1,537,000	1,537,000	1,532,000

DETAILED BUDGET FY 2023-24 FY 2024-25

Budget Account	Account Name	FY 21/22 Actual	FY 22/23 Current Budget	FY 22/23 CY Estimate	FY 23/24 Recommended	FY 24/25 Recommended
Fund: 87 - 2015 COP - Civic Center Project						
Revenue						
<u>Division: 000 - Revenue</u>						
87-000-4421-01	Reimbursemt Senior Ctr Constr	-	-	-	-	-
87-000-4410-00	Interest Income	10	100	-	-	-
87-000-4851-00	Orig Issue Premium (Discount)	-	-	-	-	-
87-000-4850-00	Proceeds of Bonds	-	-	-	-	-
87-000-4900-10	Transfer in General Fund	1,843,762	1,840,000	1,840,000	1,839,000	1,839,000
87-000-4900-28	Transfer in Library	778,944	777,000	777,000	776,000	776,000
87-000-4900-41	Transfer in Civic Center Const	-	-	-	-	-
87-000-4900-85	Transfer in 2006 COP	-	-	-	-	-
		2,622,716	2,617,100	2,617,000	2,615,000	2,615,000
Total Fund 87 Revenue		2,622,716	2,617,100	2,617,000	2,615,000	2,615,000
Expenditure						
<u>Division: 134 - Non-Departmental</u>						
87-134-5252-00	Contractual Services	6,526	-	-	5,000	5,000
87-134-5416-00	Miscellaneous Expenditure	2,965	5,000	5,000	-	-
87-134-5300-00	Principal-Bonded Indebtedness	1,160,000	1,160,000	1,215,000	1,280,000	1,345,000
87-134-5301-00	Interest Exp-Bonded Indebtedne	1,450,250	1,451,000	1,391,000	1,329,000	1,263,000
87-134-5310-00	Debt Issuance Costs	-	-	-	-	-
87-134-5311-00	Pymt to Bond Refunding Escrow	-	-	-	-	-
87-134-5340-00	Payments to Escrow Agent	-	-	-	-	-
87-134-9900-10	Transfer to General Fund	-	-	-	-	-
87-134-9900-41	Transfer to Civic Ctr Constr	-	-	-	-	-
		2,619,741	2,616,000	2,611,000	2,614,000	2,613,000
Total Fund 87 Expenditure		2,619,741	2,616,000	2,611,000	2,614,000	2,613,000

Fiscal Year 2023/24



CITY *of* CALABASAS

Five-Year Capital Improvement Projects

CITY of CALABASAS
 FIVE-YEAR CAPITAL IMPROVEMENT PROJECTS SUMMARY
 FISCAL YEAR 2023-24 thru 2027-28

Dept	Project Number	Project Title	Prior Year Actual as of 6/30/2022 *	Estimated as of 6/30/2023	FY 2022-23 Budget Carry Over	FY 2023-24 New Appropriation	FY 2023-24 Budget **	FY 2024-25 Estimate	FY 2025-26 Estimate	FY 2026-27 Estimate	FY 2027-28 Estimate	Estimated Project Cost Thru 2027-28
PW	650335	CITYWIDE GUARDRAILS	-	-	-	50,000	50,000	50,000	50,000	50,000	50,000	\$ 250,000
PW	650342	MULHOLLAND HIGHWAY IMPROVE PHASE I & II	409,933	3,521,475	188,458	3,500,000	3,688,458	-	-	-	-	\$ 7,209,933
PW	650344	OLD TOWN SIDEWALK & STREET LIGHTS	2,149,479	3,562,043	-	-	-	-	-	-	-	\$ 3,562,043
PW	650320	SIDEWALK REPAIR & REPLACEMENT	-	37,042	-	975,000	975,000	175,000	175,000	175,000	-	\$ 1,537,042
PW	650337	STATE - "GREEN" STREET PROJECT	177,758	199,758	3,019,000	2,851,242	5,870,242	-	-	-	-	\$ 6,070,000
PW	650212	STREET - RUBBERIZED OVERLAY	1,480,377	2,329,272	-	1,010,000	1,010,000	1,010,000	1,010,000	1,010,000	1,010,000	\$ 7,379,272
PW	650351	TRAFFIC MANAGEMENT CENTER UPDATE	-	-	150,000	400,000	550,000	150,000	-	-	-	\$ 700,000
PW	650236	TREE PLANTING	-	-	-	25,000	25,000	25,000	25,000	25,000	25,000	\$ 125,000
PW	650347	WEST CALABASAS ROAD	-	-	650,000	200,000	850,000	3,500,000	-	-	-	\$ 4,350,000
PW	650365	CIVIC CENTER PLAZA FURNITURE REPLACEMENT	-	-	50,000	-	50,000	-	-	-	-	\$ 50,000
PW	650368	TURF LANDSCAPE REPLACEMENT	-	-	-	150,000	150,000	-	-	-	-	\$ 150,000
PW	650372	CIVIC CENTER PAINT BUILDINGS	-	-	-	-	-	-	-	-	100,000	\$ 100,000
Com Serv	650000	SENIOR CENTER SHADE STRUCTURE	-	-	-	-	-	350,000	-	-	-	\$ 350,000
Com Serv	650352	CTSC OUTDOOR FITNESS AREA	-	65,000	35,000	50,000	85,000	-	-	-	-	\$ 150,000
Com Serv	650296	CTSC FITNESS ROOM ELECTRICAL UPGRADES	-	-	-	75,000	75,000	-	-	-	-	\$ 75,000
Com Serv	650353	CTSC POOL & DECK PROJECT	-	40,000	560,000	-	560,000	-	-	-	-	\$ 600,000
Com Serv	650354	CTSC KITCHEN APPLIANCES UPGRADE	-	60,000	40,000	-	40,000	-	-	-	-	\$ 100,000
Com Serv	650369	CTSC FACILITY UPGRADES	-	100,000	300,000	-	300,000	-	-	-	-	\$ 400,000
Com Serv	650350	CTSC ROOF REPAIR	-	-	-	1,500,000	1,500,000	-	-	-	-	\$ 1,500,000
Com Serv	650355	WILD WALNUT PARK	-	-	987,000	111,000	1,098,000	-	-	-	-	\$ 1,098,000
Com Serv	650356	GAME COURTS	-	-	70,000	45,000	115,000	-	-	50,000	25,000	\$ 190,000
Com Serv	650357	CREEKSIDE BUILDING UPDATES	-	-	75,000	-	75,000	-	-	-	-	\$ 75,000
Com Serv	650358	GATES CANYON UPDATES AND UPGRADES	-	-	100,000	50,000	150,000	-	-	-	-	\$ 150,000
Com Serv	650376	DE ANZA PARK WATER FEATURE	-	-	-	175,000	175,000	-	-	-	-	\$ 175,000
Com Serv	650359	PLAYGROUND UPDATES & REPLACEMENTS	-	-	1,025,000	550,000	1,575,000	-	-	-	-	\$ 1,575,000
Com Serv	650362	PICNIC SHELTER REPLACEMENT & UPGRADES	-	-	25,000	100,000	125,000	-	-	-	-	\$ 125,000
Com Serv	650371	PARKS LIGHTING UPGRADES	-	-	-	100,000	100,000	100,000	100,000	-	-	\$ 300,000
Com Serv	650381	TEEN PROGRAM STUDY	-	-	-	100,000	100,000	100,000	100,000	-	-	\$ 300,000
Com Serv	650363	HVAC REPLACEMENT AND REPAIR	-	44,386	-	40,000	40,000	40,000	40,000	80,000	-	\$ 244,386
Com Serv	650370	PARK MONUMENT SIGNS	-	-	-	-	-	150,000	-	-	-	\$ 150,000
Fin	650348	NEW FINANCIAL SOFTWARE	-	-	300,000	(100,000)	200,000	-	-	-	-	\$ 200,000
Media	650364	CHAMBERS MASTER CONTROL MEDIA & A/V	-	50,000	360,000	-	360,000	-	-	-	-	\$ 410,000
Media	650373	FOUNDERS HALL MASTER CONTROL MEDIA	-	-	-	150,000	150,000	-	-	-	50,000	\$ 200,000
Media	650377	WORKSTATION PHONE SYSTEM	-	-	-	100,000	100,000	-	-	-	-	\$ 100,000
Admin	650378	CAPITAL NEEDS ASSESSMENT CITY-WIDE	-	-	50,000	-	50,000	-	-	-	-	\$ 50,000
Library	650000	LIBRARY LIGHTS UPGRADE	-	-	-	-	-	200,000	-	-	-	\$ 200,000
Library	630381	LIBRARY DOOR REPLACEMENT	-	-	-	-	100,000	-	-	-	-	\$ 100,000
	6503-80	VEHICLE PUCHASE	-	-	-	-	140,000	-	-	-	-	\$ 140,000
			\$ 4,217,548	\$ 10,008,976	\$ 7,984,458	\$ 12,207,242	\$ 20,431,700	\$ 5,850,000	\$ 1,500,000	\$ 1,390,000	\$ 1,260,000	\$ 40,440,676

* Project actual expenditures prior to FY 2020/21 are not included.

** FY 2023-24 Budget include Budget Carry Over \$ 7,984,458 and new appropriation \$ 12,207,242

FY23/24
Fund sources

Dept	Project Number	Project Title	10	12	13	15	21	22,24, 27,32	34	36	45	47	48	49	50	63	70	FY22/23	Total
			GF	SC Air Quality	Park Improv	Gas Tax	LMD 22	LMDs	Measure R Local	Grants	ARPA	Measure M Local	Library Replace	Measure M	Tennis & Swim	RMRA	Deferred Maint		
PW	650335	CITYWIDE GUARDRAILS							25,000			25,000							50,000
PW	650342	MULHOLLAND HIGHWAY IMPROVE PHASE I & II												3,688,458					3,688,458
PW	650344	OLD TOWN SIDEWALK & STREET LIGHTS																	-
PW	650320	SIDEWALK REPAIR & REPLACEMENT								75,000	900,000								975,000
PW	650337	STATE - "GREEN" STREET PROJECT								2,512,412				3,357,830					5,870,242
PW	650212	STREET - RUBBERIZED OVERLAY				660,000										350,000			1,010,000
PW	650351	TRAFFIC MANAGEMENT CENTER UPDATE										550,000							550,000
PW	650236	TREE PLANTING	25,000																25,000
PW	650347	WEST CALABASAS ROAD												850,000					850,000
PW	650365	CIVIC CENTER PLAZA FURNITURE REPLACEMENT															50,000		50,000
PW	650368	TURF LANDSCAPE REPLACEMENT					75,000	75,000											150,000
PW	650372	CIVIC CENTER PAINT BUILDINGS															100,000		100,000
Com Serv	650000	SENIOR CENTER SHADE STRUCTURE																	-
Com Serv	650352	CTSC OUTDOOR FITNESS AREA													85,000				85,000
Com Serv	650296	CTSC FITNESS ROOM ELECTRICAL UPGRADES													75,000				75,000
Com Serv	650353	CTSC POOL & DECK PROJECT													560,000				560,000
Com Serv	650354	CTSC KITCHEN APPLIANCES UPGRADE													40,000				40,000
Com Serv	650369	CTSC FACILITY UPGRADES													300,000				300,000
Com Serv	650350	CTSC ROOF REPAIR													1,500,000				1,500,000
Com Serv	650355	WILD WALNUT PARK			298,000						800,000								1,098,000
Com Serv	650356	GAME COURTS									115,000								115,000
Com Serv	650357	CREEKSIDE BUILDING UPDATES									75,000								75,000
Com Serv	650358	GATES CANYON UPDATES AND UPGRADES									150,000								150,000
Com Serv	650376	DE ANZA PARK WATER FEATURE									175,000								175,000
Com Serv	650359	PLAYGROUND UPDATES & REPLACEMENTS									1,575,000								1,575,000
Com Serv	650362	PICNIC SHELTER REPLACEMENT & UPGRADES									125,000								125,000
Com Serv	650371	PARKS LIGHTING UPGRADES									100,000								100,000
Com Serv	650381	TEEN PROGRAM STUDY	100,000																100,000
Com Serv	650363	HVAC REPLACEMENT AND REPAIR															40,000		40,000
Com Serv	650370	PARK MONUMENT SIGNS																	-
Fin	650348	NEW FINANCIAL SOFTWARE	200,000																200,000
Media	650364	CHAMBERS MASTER CONTROL MEDIA & A/V									360,000								360,000
Media	650373	FOUNDERS HALL MASTER CONTROL MEDIA									150,000								150,000
Media	650377	WORKSTATION PHONE SYSTEM	100,000																100,000
Admin	650378	CAPITAL NEEDS ASSESSMENT CITY-WIDE	50,000																50,000
Library	650000	LIBRARY LIGHTS UPGRADE																	-
Library	630381	LIBRARY DOOR REPLACEMENT											100,000						100,000
	6503-80	VEHICLE PURCHASE		140,000															140,000
			\$ 475,000	\$ 140,000	\$ 298,000	\$ 660,000	\$ 75,000	\$ 75,000	\$ 25,000	\$ 2,587,412	\$ 4,525,000	\$ 575,000	\$ 100,000	\$ 7,896,288	\$ 2,560,000	\$ 350,000	\$ 190,000		\$ 20,531,700

* Project actual expenditures prior to FY 2020/21 are not inc

** FY 2023-24 Budget include Budget Carry Over \$ 7,984,41

FY24/25
Fund sources

		10	15	34	36	45	47	48	49	50	63	70	FY23/24	
Dept	Project Number	Project Title	GF	Gas Tax	Measure R Local	Grants	ARPA	Measure M Local	Library Replace	Measure M	Tennis & Swim	RMRA	Deferred Maint	Total
PW	650335	CITYWIDE GUARDRAILS			25,000			25,000						50,000
PW	650342	MULHOLLAND HIGHWAY IMPROVE PHASE I & II							9,500,000					9,500,000
PW	650344	OLD TOWN SIDEWALK & STREET LIGHTS												-
PW	650320	SIDEWALK REPAIR & REPLACEMENT				75,000	100,000							175,000
PW	650337	STATE - "GREEN" STREET PROJECT												-
PW	650212	STREET - RUBBERIZED OVERLAY		660,000								350,000		1,010,000
PW	650351	TRAFFIC MANAGEMENT CENTER UPDATE						150,000						150,000
PW	650236	TREE PLANTING	25,000											25,000
PW	650347	WEST CALABASAS ROAD							3,500,000					3,500,000
PW	650365	CIVIC CENTER PLAZA FURNITURE REPLACEMENT					-							-
PW	650368	TURF LANDSCAPE REPLACEMENT					-							-
PW	650372	CIVIC CENTER PAINT BUILDINGS					-							-
Com Serv	650000	SENIOR CENTER SHADE STRUCTURE	350,000											350,000
Com Serv	650352	CTSC OUTDOOR FITNESS AREA												-
Com Serv	650296	CTSC FITNESS ROOM ELECTRICAL UPGRADES												-
Com Serv	650353	CTSC POOL & DECK PROJECT												-
Com Serv	650354	CTSC KITCHEN APPLIANCES UPGRADE												-
Com Serv	650369	CTSC FACILITY UPGRADES												-
Com Serv	650350	CTSC ROOF REPAIR												-
Com Serv	650355	WILD WALNUT PARK					-							-
Com Serv	650356	GAME COURTS					-							-
Com Serv	650357	CREEKSIDE BUILDING UPDATES					-							-
Com Serv	650358	GATES CANYON UPDATES AND UPGRADES					-							-
Com Serv	650376	DE ANZA PARK WATER FEATURE					-							-
Com Serv	650359	PLAYGROUND UPDATES & REPLACEMENTS					-							-
Com Serv	650362	PICNIC SHELTER REPLACEMENT & UPGRADES					-							-
Com Serv	650371	PARKS LIGHTING UPGRADES					100,000							100,000
Com Serv	650381	TEEN PROGRAM STUDY					100,000							100,000
Com Serv	650363	HVAC REPLACEMENT AND REPAIR								40,000				40,000
Com Serv	650370	PARK MONUMENT SIGNS	150,000							-				150,000
Fin	650348	NEW FINANCIAL SOFTWARE	-											-
Media	650364	CHAMBERS MASTER CONTROL MEDIA & AV					-							-
Media	650373	FOUNDERS HALL MASTER CONTROL MEDIA					-							-
Media	650377	WORKSTATION PHONE SYSTEM					-							-
Admin	650378	CAPITAL NEEDS ASSESSMENT CITY-WIDE	-											-
Library	650000	LIBRARY LIGHTS UPGRADE							200,000					200,000
Library	630381	LIBRARY DOOR REPLACEMENT							-					-
	6503-80	VEHICLE PURCHASE												-
			\$ 525,000	\$ 660,000	\$ 25,000	\$ 75,000	\$ 300,000	\$ 175,000	\$ 200,000	\$ 13,000,000	\$ 40,000	\$ 350,000	\$ 0	\$ 15,350,000

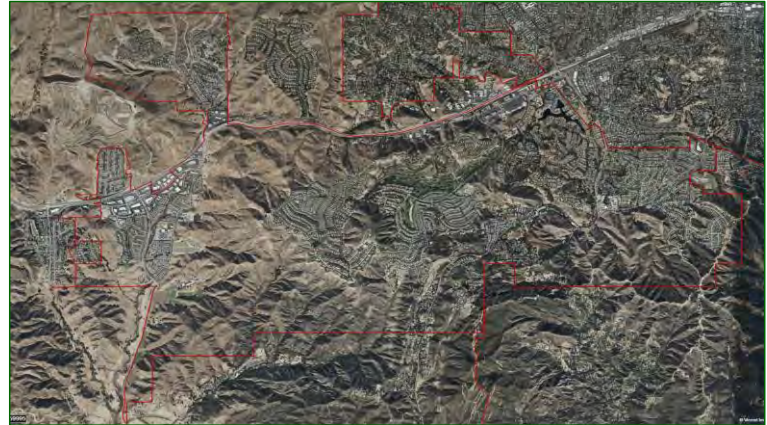
* Project actual expenditures prior to FY 2020/21 are not inc

** FY 2023-24 Budget include Budget Carry Over \$ 7,984.44

**CITY of CALABASAS
CAPITAL IMPROVEMENT PROJECTS
FISCAL YEARS 2023/24 thru 2027/28**

Location Map

Project Number:	650335
Project Title:	CITYWIDE GUARDRAILS
Department:	ENGINEERING & PUBLIC WORKS
Project Description: Replacement of damaged/deteriorated guardrails citywide	

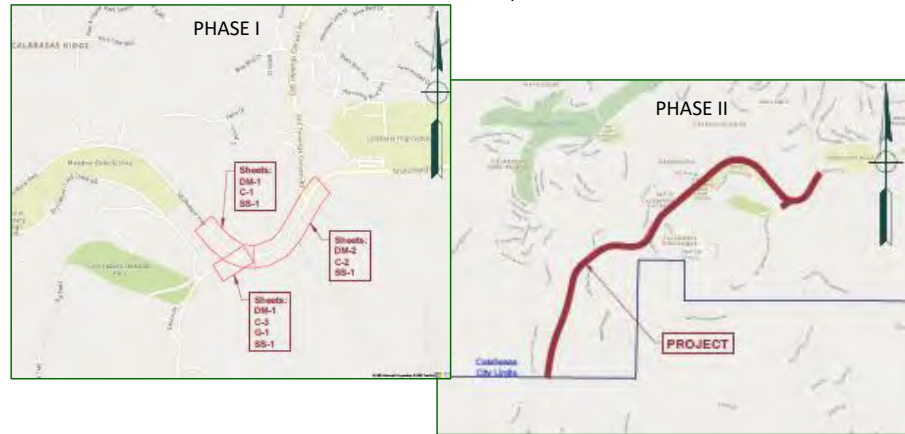


Budget Unit	Account Description	Total Expenditures ESTIMATED as of 6/30/2022	2022/23 Estimated Carryover Amount	ADDITIONAL FUNDING REQUEST					Estimated TOTAL Project Cost
				2023/24 Appropriation	2024/25 Estimate	2025/26 Estimate	2026/27 Estimate	2027/28 Estimate	
40-339-6503-35	CITYWIDE GUARDRAILS	\$ 50,000		\$ 50,000	\$ 50,000	\$ 50,000	\$ 50,000	\$ 50,000	\$ 300,000
	CITYWIDE GUARDRAILS								
Project TOTALS		\$ 50,000		\$ 50,000	\$ 50,000	\$ 50,000	\$ 50,000	\$ 50,000	\$ 300,000
Funding Sources:									
MEASURE M - MTA LOCAL RETURN- Fund 47		\$ 25,000		\$ 25,000	\$ 25,000	\$ 25,000	\$ 25,000	\$ 25,000	\$ 150,000
MEASURE R - MTA LOCAL RETURN- Fund 34		\$ 25,000		\$ 25,000	\$ 25,000	\$ 25,000	\$ 25,000	\$ 25,000	\$ 150,000
TOTALS:		\$ 50,000		\$ 50,000	\$ 50,000	\$ 50,000	\$ 50,000	\$ 50,000	\$ 300,000

**CITY of CALABASAS
CAPITAL IMPROVEMENT PROJECTS
FISCAL YEARS 2023/24 thru 2027/28**

Project Number:	650342
Project Title:	MULHOLLAND HWY CORRIDOR STUDY
Department:	ENGINEERING & PUBLIC WORKS
Project Description:	
<p>The project is located within the City's southwestern half and is approximately 2.7 miles long encompassing multiple residential communities; Viewpoint School, and Wild Walnut Park with Calabasas High School located just northeast of the project. The improvements for the project are to provide spot shoulder widening and walkway where it is feasible. Another improvement is to install a new traffic signal at Mulholland Hwy and Old Topanga Canyon Road (W). Shoulder improvements will improve bike safety along this route by reducing frictions between vehicular traffic and bicyclists by providing wider road cross-section and wider shoulder to be utilized by bicyclists thus eliminating their encroachment into a travel lane. Improving sight distance with cutbacks and a minor modification to the bends in the road would improve safety. Constructing retaining walls adjacent to unstable slopes would eliminate the roadway being closed due to mudslides and/or debris flow during a rainstorm or earthquake. In addition, new culverts will be constructed to replace existing culverts that are capable to handle 50-year storms.</p>	

Location Map

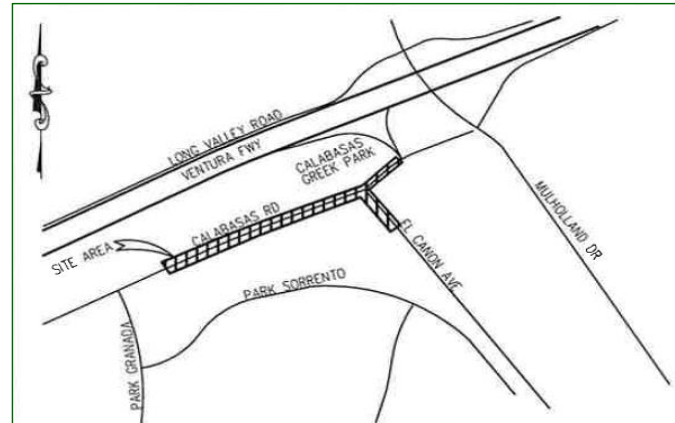


Budget Unit	Account Description	Total Expenditures ESTIMATED as of 6/30/2022	2022/23 Estimated Carryover Amount	ADDITIONAL FUNDING REQUEST					Estimated TOTAL Project Cost
				2023/24 Appropriation	2024/25 Estimate	2025/26 Estimate	2026/27 Estimate	2027/28 Estimate	
40-339-6503-42	MEASURE M - TRAFFIC TRAFFIC	\$ 3,521,475	\$ 188,458	\$ 3,500,000					\$ 7,209,933
Project TOTALS		\$ 3,521,475	\$ 188,458	\$ 3,500,000					\$ 7,209,933
Funding Sources:									
	MEASURE M - TRAFFIC IMPROVEMENT- Fund 49	\$ 3,521,475	\$ 188,458	\$ 3,500,000					\$ 7,209,933
TOTALS:		\$ 3,521,475	\$ 188,458	\$ 3,500,000					\$ 7,209,933

**CITY of CALABASAS
CAPITAL IMPROVEMENT PROJECTS
FISCAL YEARS 2023/24 thru 2027/28**

Location Map

Project Number:	650344
Project Title:	OLD TOWN SIDEWALK & STR LIGHTS
Department:	ENGINEERING & PUBLIC WORKS
Project Description:	PROJECT COMPLETED



Budget Unit	Account Description	Total Expenditures ESTIMATED as of 6/30/2022	2022/23 Estimated Carryover Amount	ADDITIONAL FUNDING REQUEST					Estimated TOTAL Project Cost
				2023/24 Appropriation	2024/25 Estimate	2025/26 Estimate	2026/27 Estimate	2027/28 Estimate	
40-339-6503-44	OLD TOWN SIDEWALK & STR LIG	\$ 3,667,300							\$ 3,667,300
Project TOTALS		\$ 3,667,300							\$ 3,667,300
Funding Sources:									
LMD 22 - AD VALORUM- Fund 21		\$ 3,667,300							\$ 3,667,300
TOTALS:		\$ 3,667,300							\$ 3,667,300

**CITY of CALABASAS
CAPITAL IMPROVEMENT PROJECTS
FISCAL YEARS 2023/24 thru 2027/28**

Project Number:	650320
Project Title:	SIDEWALK REPAIR & REPLACEMENT
Department:	ENGINEERING & PUBLIC WORKS
Project Description:	<ul style="list-style-type: none"> •Remove and construct new sidewalk panels •Replace and adjust concrete utility boxes/valves •Trim tree roots under the panels for new replacements •Tree stump removal for new replacements •Tree removal including tree root-ball removal for new replacements

Phase I - West side



Budget Unit	Account Description	Total Expenditures ESTIMATED as of 6/30/2022	2022/23 Estimated Carryover Amount	ADDITIONAL FUNDING REQUEST					Estimated TOTAL Project Cost
				2023/24 Appropriation	2024/25 Estimate	2025/26 Estimate	2026/27 Estimate	2027/28 Estimate	
40-339-6503-20	SIDEWALK REPAIR & REPLACEMENT	\$ 37,042		\$ 75,000	\$ 75,000	\$ 75,000	\$ 75,000		\$ 337,042
45-339-6503-20	SIDEWALK REPAIR & REPLACEMENT	\$ 557,952		\$ 900,000	\$ 100,000	\$ 100,000	\$ 100,000		\$ 1,757,952
Project TOTALS		\$ 594,993		\$ 975,000	\$ 175,000	\$ 175,000	\$ 175,000		\$ 2,094,993
Funding Sources:									
GRANTS- Fund 36		\$ 37,042		\$ 75,000	\$ 75,000	\$ 75,000	\$ 75,000		\$ 337,042
American Rescue Plan Act- Fund 45		\$ 557,952		\$ 900,000	\$ 100,000	\$ 100,000	\$ 100,000		\$ 1,757,952
TOTALS:		\$ 594,993		\$ 975,000	\$ 175,000	\$ 175,000	\$ 175,000		\$ 2,094,993

**CITY of CALABASAS
CAPITAL IMPROVEMENT PROJECTS
FISCAL YEARS 2023/24 thru 2027/28**

Location Map

Project Number:	650337
Project Title:	GREEN STREET PROJECT
Department:	ENGINEERING & PUBLIC WORKS
Project Description:	
<p>The Citywide Green Street project will construct a 6ft wide vegetated swale that is approximately 2,100ft long on the shoulder located on the West side of the Las Virgenes road. The swale will serve as a pretreatment BMP that will capture and treat surface flows from the street. The swale will slow down flow velocities and allow for gradual infiltration through the soil media. The overflow of treated flows will be discharged into the detention basin by Mont Calabasas Rd. The city will also be incorporating a multipurpose trail that will begin by Mont Calabasas Rd and end at the connection for the Las Virgenes trail on the Northern end of the street. Having the trail will provide a safe path for pedestrians. Since the area is currently unpaved, the City will add permeable pavement for parallel and double row parking areas. This would provide approximately 100 parking spots for the nearby residents.</p> <p>Additionally, the project will include constructing BMP medians on the Mureau road, close to the intersection of Mureau Road & Las Virgenes road, as well as improving the shoulders at the sections of the Calabasas Road, by converting it into a Green Space through construction of vegetated swales.</p>	

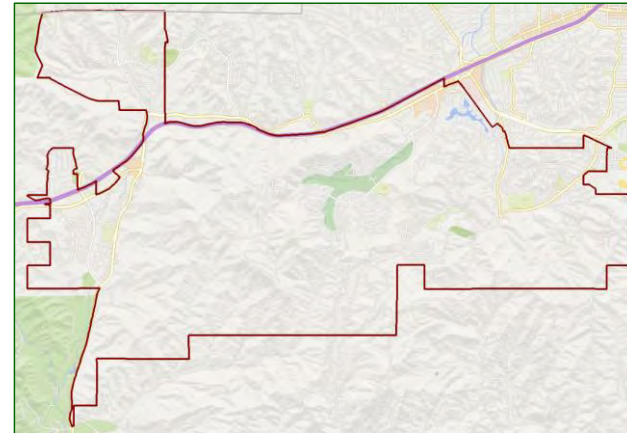


Budget Unit	Account Description	Total Expenditures ESTIMATED as of 6/30/2022	2022/23 Estimated Carryover Amount	ADDITIONAL FUNDING REQUEST					Estimated TOTAL Project Cost	
				2023/24 Appropriation	2024/25 Estimate	2025/26 Estimate	2026/27 Estimate	2027/28 Estimate		
36-319-6503-37	GREEN STREET PROJECT	\$ 90,858	\$ 1,178,000	\$ 1,334,412					\$ 2,603,270	
49-319-6503-37	GREEN STREET PROJECT	\$ 108,900	\$ 1,841,000	\$ 1,516,830					\$ 3,466,730	
Project TOTALS		\$ 199,758	\$ 3,019,000	\$ 2,851,242					\$ 6,070,000	
Funding Sources:										
GRANTS - FUND 36		\$ 90,858	\$ 1,178,000	\$ 1,334,412					\$ 2,603,270	
MEASURE M - TRAFFIC IMPROVEMENT- Fund 49		\$ 108,900	\$ 1,841,000	\$ 1,516,830					\$ 3,466,730	
TOTALS:		\$ 199,758	\$ 3,019,000	\$ 2,851,242					\$ 6,070,000	

**CITY of CALABASAS
CAPITAL IMPROVEMENT PROJECTS
FISCAL YEARS 2023/24 thru 2027/28**

Location Map

Project Number:	650212
Project Title:	STREET - RUBBERIZED OVERLAY
Department:	ENGINEERING & PUBLIC WORKS
Project Description:	The 2023 STREET RESURFACING PROJECT to be constructed consists of resurfacing Park Granada, a section of Las Virgenes Rd, a section of Parkway Calabasas, and minor asphalt work in a few scattered locations within the City of Calabasas.



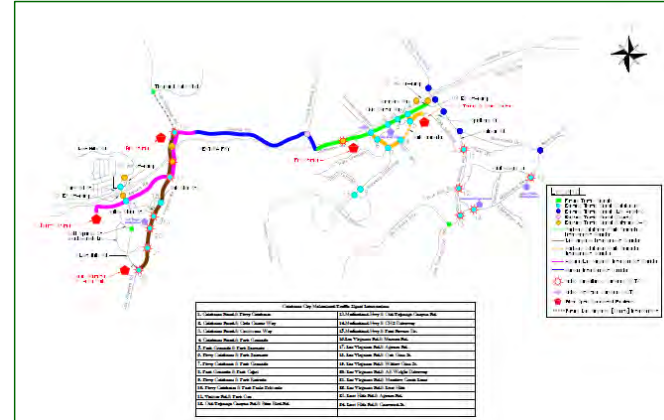
Budget Unit	Account Description	Total Expenditures ESTIMATED as of 6/30/2022	2022/23 Estimated Carryover Amount	ADDITIONAL FUNDING REQUEST					Estimated TOTAL Project Cost
				2023/24 Appropriation	2024/25 Estimate	2025/26 Estimate	2026/27 Estimate	2027/28 Estimate	
15-319-6502-12	STREET - RUBBERIZED OVERLAY	\$ 1,530,477		\$ 660,000	\$ 660,000	\$ 660,000	\$ 660,000	\$ 660,000	\$ 4,830,477
63-319-6502-12	STREET - RUBBERIZED OVERLAY	\$ 798,795		\$ 350,000	\$ 350,000	\$ 350,000	\$ 350,000	\$ 350,000	\$ 2,548,795
Project TOTALS		\$ 2,329,272		\$ 1,010,000	\$ 1,010,000	\$ 1,010,000	\$ 1,010,000	\$ 1,010,000	\$ 7,379,272

Funding Sources:									
GAS TAX - FUND 15		\$ 1,530,477		\$ 660,000	\$ 660,000	\$ 660,000	\$ 660,000	\$ 660,000	\$ 4,830,477
ROAD MAINT & REHAB (RMRA-SB1)- Fund 63		\$ 798,795		\$ 350,000	\$ 350,000	\$ 350,000	\$ 350,000	\$ 350,000	\$ 2,548,795
TOTALS:		\$ 2,329,272		\$ 1,010,000	\$ 1,010,000	\$ 1,010,000	\$ 1,010,000	\$ 1,010,000	\$ 7,379,272

**CITY of CALABASAS
CAPITAL IMPROVEMENT PROJECTS
FISCAL YEARS 2023/24 thru 2027/28**

Location Map

Project Number:	650351
Project Title:	TRAFFIC MANAGEMENT CENTER
Department:	ENGINEERING & PUBLIC WORKS
Project Description:	Calabasas Traffic Signal Upgrade and Synchronization Project - final design and construction for traffic signal, controller, video detection, and surveillance upgrades.



Budget Unit	Account Description	Total Expenditures ESTIMATED as of 6/30/2022	2022/23 Estimated Carryover Amount	ADDITIONAL FUNDING REQUEST					Estimated TOTAL Project Cost
				2023/24 Appropriation	2024/25 Estimate	2025/26 Estimate	2026/27 Estimate	2027/28 Estimate	
47-339-6503-51	TRAFFIC MANAGEMENT CENTER		\$ 150,000	\$ 400,000	\$ 150,000				\$ 700,000
Project TOTALS			\$ 150,000	\$ 400,000	\$ 150,000				\$ 700,000

Funding Sources:									
MEASURE M - MTA LOCAL RETURN- Fund 47			\$ 150,000	\$ 400,000	\$ 150,000				\$ 700,000
TOTALS:			\$ 150,000	\$ 400,000	\$ 150,000				\$ 700,000

CITY of CALABASAS
 CAPITAL IMPROVEMENT PROJECTS
 FISCAL YEARS 2023/24 thru 2027/28

Location Map

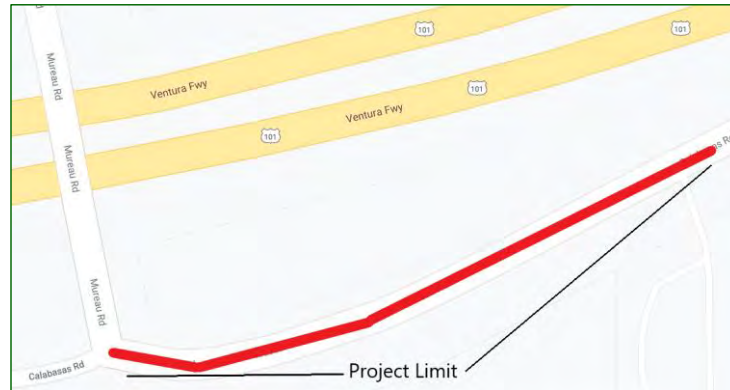
Project Number:	650236
Project Title:	TREE PLANTING
Department:	ENGINEERING & PUBLIC WORKS
Project Description:	Replace dead, damaged and diseased trees throughout the City Right of Way



Budget Unit	Account Description	Total Expenditures ESTIMATED as of 6/30/2022	2022/23 Estimated Carryover Amount	ADDITIONAL FUNDING REQUEST					Estimated TOTAL Project Cost
				2023/24 Appropriation	2024/25 Estimate	2025/26 Estimate	2026/27 Estimate	2027/28 Estimate	
10-319-6502-36	TREE PLANTING			\$ 25,000	\$ 25,000	\$ 25,000	\$ 25,000	\$ 25,000	\$ 125,000
Project TOTALS				\$ 25,000	\$ 25,000	\$ 25,000	\$ 25,000	\$ 25,000	\$ 125,000
Funding Sources:									
GENERAL FUND - FUND 10				\$ 25,000	\$ 25,000	\$ 25,000	\$ 25,000	\$ 25,000	\$ 125,000
TOTALS:				\$ 25,000	\$ 25,000	\$ 25,000	\$ 25,000	\$ 25,000	\$ 125,000

**CITY of CALABASAS
CAPITAL IMPROVEMENT PROJECTS
FISCAL YEARS 2023/24 thru 2027/28**

Location Map



Project Number:	650347
Project Title:	CALABASAS ROAD IMPROVEMENT
Department:	ENGINEERING & PUBLIC WORKS
Project Description:	The intersection of Calabasas Road and Mureau Road will be widened for a proposed roundabout. The proposed project also includes widening Calabasas Road for approximately 610 feet easterly from the intersection. The proposed improvements would extend the sidewalk on the south side of the roadway between the Audi Dealership where it currently terminates to the intersection of Mureau Road, covering a distance of approximately 480 feet. A continuous sidewalk will connect the existing pedestrian facilities along Calabasas Road and on Mureau bridge to provide pedestrian access across the freeway and further to Hidden Hills.

Budget Unit	Account Description	Total Expenditures ESTIMATED as of 6/30/2022	2022/23 Estimated Carryover Amount	ADDITIONAL FUNDING REQUEST					Estimated TOTAL Project Cost
				2023/24 Appropriation	2024/25 Estimate	2025/26 Estimate	2026/27 Estimate	2027/28 Estimate	
40-339-6503-47	MEASURE M - TRAFFIC IMPROVE	\$ 100,000	\$ 650,000	\$ 200,000	\$ 3,500,000				\$ 4,450,000
Project TOTALS		\$ 100,000	\$ 650,000	\$ 200,000	\$ 3,500,000				\$ 4,450,000
Funding Sources:									
	MEASURE M - TRAFFIC IMPROVEMENT- Fund 49	\$ 100,000	\$ 650,000	\$ 200,000	\$ 3,500,000				\$ 4,450,000
TOTALS:		\$ 100,000	\$ 650,000	\$ 200,000	\$ 3,500,000				\$ 4,450,000

**CITY of CALABASAS
CAPITAL IMPROVEMENT PROJECTS
FISCAL YEARS 2023/24 thru 2027/28**

Location Map

Project Number:	650365
Project Title:	CIVIC CENTER PLAZA FURNITURE
Department:	ENGINEERING & PUBLIC WORKS
Project Description:	Replace damaged and worn out Civic Center outdoor furniture

Budget Unit	Account Description	Total Expenditures ESTIMATED as of 6/30/2022	2022/23 Estimated Carryover Amount	ADDITIONAL FUNDING REQUEST					Estimated TOTAL Project Cost
				2023/24 Appropriation	2024/25 Estimate	2025/26 Estimate	2026/27 Estimate	2027/28 Estimate	
70-134-6503-65	CIVIC CENTER PLAZA FURNITUR		\$ 50,000	\$ 50,000					\$ 100,000
Project TOTALS			\$ 50,000	\$ 50,000					\$ 100,000
Funding Sources:									
DEFERRED MAINTENANCE - FUND 70			\$ 50,000	\$ 50,000					\$ 100,000
TOTALS:			\$ 50,000	\$ 50,000					\$ 100,000

**CITY of CALABASAS
CAPITAL IMPROVEMENT PROJECTS
FISCAL YEARS 2023/24 thru 2027/28**

Project Number:	650368
Project Title:	TURF LANDSCAPE REPLACEMENT
Department:	LANDSCAPE MAINTENANCE DISTRICT
Project Description:	Transition of landscape to drought tolerant planting to conserve water.

Budget Unit	Account Description	Total Expenditures ESTIMATED as of 6/30/2022	2022/23 Estimated Carryover Amount	ADDITIONAL FUNDING REQUEST					Estimated TOTAL Project Cost
				2023/24 Appropriation	2024/25 Estimate	2025/26 Estimate	2026/27 Estimate	2027/28 Estimate	
21-326-6503-68	TURF LANDSCAPE REPLACEMENT			\$ 75,000					\$ 75,000
22-322-6503-68	TURF LANDSCAPE REPLACEMENT			\$ 61,500					\$ 61,500
24-323-6503-68	TURF LANDSCAPE REPLACEMENT			\$ 4,500					\$ 4,500
27-324-6503-68	TURF LANDSCAPE REPLACEMENT			\$ 7,500					\$ 7,500
32-325-6503-68	TURF LANDSCAPE REPLACEMENT			\$ 1,500					\$ 1,500
Project TOTALS				\$ 150,000					\$ 150,000
Funding Sources:									
LMD 22 - AD VALORUM - FUND 21				\$ 75,000					\$ 75,000
LLAD 22 - HOA- Fund 22				\$ 61,500					\$ 61,500
LLAD 24- Fund 24				\$ 4,500					\$ 4,500
LLAD 27- Fund 27				\$ 7,500					\$ 7,500
LLAD 32- Fund 32				\$ 1,500					\$ 1,500
TOTALS:				\$ 150,000					\$ 150,000

**CITY of CALABASAS
CAPITAL IMPROVEMENT PROJECTS
FISCAL YEARS 2023/24 thru 2027/28**

Location Map

Project Number:	650372
Project Title:	CIVIC CENTER PAINT EXTERIOR BUILDINGS
Department:	ENGINEERING & PUBLIC WORKS
Project Description:	Exterior Paint of all three Civic Center buildings: City Hall, Library & Senior Center

Budget Unit	Account Description	Total Expenditures ESTIMATED as of 6/30/2022	2022/23 Estimated Carryover Amount	ADDITIONAL FUNDING REQUEST					Estimated TOTAL Project Cost
				2023/24 Appropriation	2024/25 Estimate	2025/26 Estimate	2026/27 Estimate	2027/28 Estimate	
70-134-6503-72	CIVIC CENTER PAINT EXTERIOR							\$ 100,000	\$ 100,000
Project TOTALS								\$ 100,000	\$ 100,000
Funding Sources:									
DEFERRED MAINTENANCE - FUND 70								\$ 100,000	\$ 100,000
TOTALS:								\$ 100,000	\$ 100,000

CITY of CALABASAS
 CAPITAL IMPROVEMENT PROJECTS
 FISCAL YEARS 2023/24 thru 2027/28

Location Map

Project Number:	650000
Project Title:	LIBRARY INTERIOR LIGHTING
Department:	ENGINEERING & PUBLIC WORKS
Project Description:	Conversion of lighting to more efficient LED lighting in the building

Budget Unit	Account Description	Total Expenditures ESTIMATED as of 6/30/2022	2022/23 Estimated Carryover Amount	ADDITIONAL FUNDING REQUEST					Estimated TOTAL Project Cost
				2023/24 Appropriation	2024/25 Estimate	2025/26 Estimate	2026/27 Estimate	2027/28 Estimate	
48-134-6500-00	LIBRARY INTERIOR LIGHTING				\$ 200,000				\$ 200,000
Project TOTALS					\$ 200,000				\$ 200,000

Funding Sources:									
LIBRARY CAPITAL REPLACEMENT - FUND 48					\$ 200,000				\$ 200,000
TOTALS:					\$ 200,000				\$ 200,000

CITY of CALABASAS
 CAPITAL IMPROVEMENT PROJECTS
 FISCAL YEARS 2023/24 thru 2027/28

Location Map

Project Number:	650000
Project Title:	Replace Back Door
Department:	Library
Project Description:	Replace Back Doors.



Budget Unit	Account Description	Total Expenditures ESTIMATED as of 6/30/2023	2022/23 Estimated Carryover Amount	ADDITIONAL FUNDING REQUEST					Estimated TOTAL Project Cost
				2023/24 Appropriation	2024-25 Estimate	2025/26 Estimate	2026/27 Estimate	2027/28 Estimate	
48-136-6500-00	Replace Back Door			\$ 100,000					\$ 100,000
Project TOTALS				\$ 100,000					\$ 100,000
Funding Sources:									
LIBRARY CAPITAL REPLACEMENT - FUND 48				\$ 100,000					\$ 100,000
TOTALS:				\$ 100,000					\$ 100,000

CITY of CALABASAS
 CAPITAL IMPROVEMENT PROJECTS
 FISCAL YEARS 2023/24 thru 2027/28

Project Number:	650380
Project Title:	Vehicle Purchase
Department:	ENGINEERING & PUBLIC WORKS
Project Description:	
Purchase TWO Electric FORD F-150 Lightning Trucks	

Budget Unit	Account Description	Total Expenditures ESTIMATED as of 6/30/2022	2022/23 Estimated Carryover Amount	ADDITIONAL FUNDING REQUEST					Estimated TOTAL Project Cost
				2023/24 Appropriation	2024/25 Estimate	2025/26 Estimate	2026/27 Estimate	2027/28 Estimate	
12-331-6503-80	Vehicle Purchase			\$ 140,000					\$ 140,000
Project TOTALS					\$ 140,000				\$ 140,000
Funding Sources:									
SOUTH COAST AIR QLTY MGMT DIST - FUND 12				\$ 140,000					\$ 140,000
TOTALS:					\$ 140,000				\$ 140,000

**CITY of CALABASAS
CAPITAL IMPROVEMENT PROJECTS
FISCAL YEARS 2022/23 thru 2026/27**

Project Number:	650000
Project Title:	SENIOR CENTER SHADE STRUCTURE
Department:	COMMUNITY SERVICES
Project Description:	Design and construction of Shade Structure addition to Senior Center with electrical, lighting, fans and heaters.

Location Map

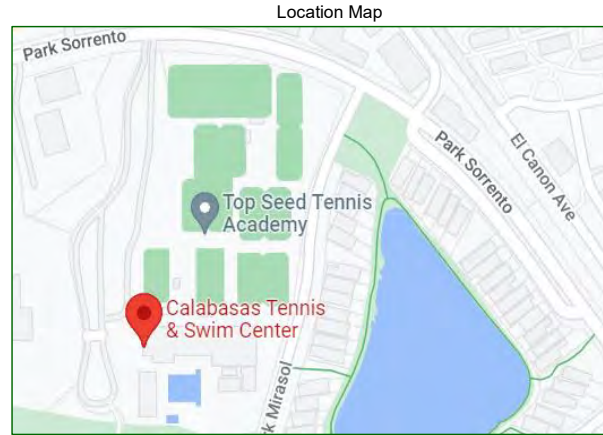


Budget Unit	Account Description	Total Expenditures ESTIMATED as of 6/30/2023	2022/23 Estimated Carryover Amount	ADDITIONAL FUNDING REQUEST					Estimated TOTAL Project Cost
				2023/24 Appropriation	2024/25 Estimate	2025/26 Estimate	2026/27 Estimate	2027/28 Estimate	
10-518-6500-00	SENIOR CENTER SHADE STRUC				\$ 350,000				\$ 350,000
Project TOTALS					\$ 350,000				\$ 350,000

Funding Sources:									
GENERAL FUND- Fund 10					\$ 350,000				\$ 350,000
TOTALS:					\$ 350,000				\$ 350,000

**CITY of CALABASAS
CAPITAL IMPROVEMENT PROJECTS
FISCAL YEARS 2022/23 thru 2026/27**

Project Number:	650352
Project Title:	CTSC OUTDOOR FITNESS AREA
Department:	COMMUNITY SERVICES
Project Description:	OUTDOOR FITNESS AREA ADDITION Fitness matting, Shade Structure, Electrical, Fans, Sound, Camera System.



Budget Unit	Account Description	Total Expenditures ESTIMATED as of 6/30/2023	2022/23 Estimated Carryover Amount	ADDITIONAL FUNDING REQUEST					Estimated TOTAL Project Cost
				2023/24 Appropriation	2024/25 Estimate	2025/26 Estimate	2026/27 Estimate	2027/28 Estimate	
50-521-6503-52	CTSC OUTDOOR FITNESS AREA	\$ 65,000	\$ 35,000	\$ 50,000					\$ 150,000
Project TOTALS		\$ 65,000	\$ 35,000	\$ 50,000					\$ 150,000

Funding Sources:									
TENNIS & SWIM CENTER OPERATION- Fund 50		\$ 65,000	\$ 35,000	\$ 50,000					\$ 150,000
TOTALS:		\$ 65,000	\$ 35,000	\$ 50,000					\$ 150,000

**CITY of CALABASAS
CAPITAL IMPROVEMENT PROJECTS
FISCAL YEARS 2022/23 thru 2026/27**

Location Map

Project Number:	650296
Project Title:	HEALTH CENTER IMPROVEMENTS
Department:	COMMUNITY SERVICES
Project Description:	<p>Fitness room electrical upgrades. Create individual electrical outlets, remove and replace flooring in fitness room.</p>



Budget Unit	Account Description	Total Expenditures ESTIMATED as of 6/30/2023	2022/23 Estimated Carryover Amount	ADDITIONAL FUNDING REQUEST					Estimated TOTAL Project Cost
				2023/24 Appropriation	2024/25 Estimate	2025/26 Estimate	2026/27 Estimate	2027/28 Estimate	
50-521-6502-96	HEALTH CENTER IMPROVEMENT			\$ 75,000					\$ 75,000
Project TOTALS				\$ 75,000					\$ 75,000

Funding Sources:									
TENNIS & SWIM CENTER OPERATION- Fund 50				\$ 75,000					\$ 75,000
TOTALS:				\$ 75,000					\$ 75,000

**CITY of CALABASAS
CAPITAL IMPROVEMENT PROJECTS
FISCAL YEARS 2022/23 thru 2026/27**

Location Map

Project Number:	650353
Project Title:	CTSC POOL & DECK
Department:	COMMUNITY SERVICES
Project Description:	POOL AND DECK RENOVATION
Pool upgrades and Deck resurfacing.	



Budget Unit	Account Description	Total Expenditures ESTIMATED as of 6/30/2023	2022/23 Estimated Carryover Amount	ADDITIONAL FUNDING REQUEST					Estimated TOTAL Project Cost
				2023/24 Appropriation	2024/25 Estimate	2025/26 Estimate	2026/27 Estimate	2027/28 Estimate	
50-521-6503-53	CTSC POOL & DECK	\$ 40,000	\$ 560,000						\$ 600,000
Project TOTALS		\$ 40,000	\$ 560,000						\$ 600,000

Funding Sources:									
TENNIS & SWIM CENTER OPERATION- Fund 50		\$ 40,000	\$ 560,000						\$ 600,000
TOTALS:		\$ 40,000	\$ 560,000						\$ 600,000

**CITY of CALABASAS
CAPITAL IMPROVEMENT PROJECTS
FISCAL YEARS 2022/23 thru 2026/27**

Location Map

Project Number:	650354
Project Title:	CTSC KITCHEN APPLIANCES
Department:	COMMUNITY SERVICES
Project Description:	Upgrade kitchen appliances: 2 Stoves, Oven, Fryer, Refrigerator, Hood, Dishwasher, Counter Fridge



Budget Unit	Account Description	Total Expenditures ESTIMATED as of 6/30/2023	2022/23 Estimated Carryover Amount	ADDITIONAL FUNDING REQUEST					Estimated TOTAL Project Cost
				2023/24 Appropriation	2024/25 Estimate	2025/26 Estimate	2026/27 Estimate	2027/28 Estimate	
50-521-6503-54	CTSC KITCHEN APPLIANCES	\$ 60,000	\$ 40,000						\$ 100,000
Project TOTALS		\$ 60,000	\$ 40,000						\$ 100,000

Funding Sources:									
TENNIS & SWIM CENTER OPERATION- Fund 50		\$ 60,000	\$ 40,000						\$ 100,000
TOTALS:		\$ 60,000	\$ 40,000						\$ 100,000

**CITY of CALABASAS
CAPITAL IMPROVEMENT PROJECTS
FISCAL YEARS 2022/23 thru 2026/27**

Location Map

Project Number:	650369
Project Title:	CTSC FACILITY UPGRADES
Department:	COMMUNITY SERVICES
Project Description:	
Court resurfacing and equipment replacement.	



Budget Unit	Account Description	Total Expenditures ESTIMATED as of 6/30/2023	2022/23 Estimated Carryover Amount	ADDITIONAL FUNDING REQUEST					Estimated TOTAL Project Cost
				2023/24 Appropriation	2024/25 Estimate	2025/26 Estimate	2026/27 Estimate	2027/28 Estimate	
50-521-6503-69	CTSC FACILITY UPGRADES	\$ 100,000	\$ 300,000						\$ 400,000
Project TOTALS		\$ 100,000	\$ 300,000						\$ 400,000

Funding Sources:										
TENNIS & SWIM CENTER OPERATION- Fund 50		\$ 100,000	\$ 300,000							\$ 400,000
TOTALS:		\$ 100,000	\$ 300,000							\$ 400,000

**CITY of CALABASAS
CAPITAL IMPROVEMENT PROJECTS
FISCAL YEARS 2022/23 thru 2026/27**

Location Map

Project Number:	650350
Project Title:	CTSC ROOF REPAIR
Department:	COMMUNITY SERVICES
Project Description:	Repair CTSC roof.



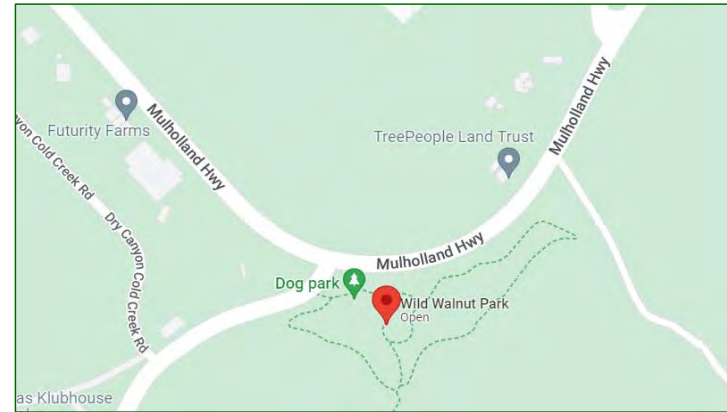
Budget Unit	Account Description	Total Expenditures ESTIMATED as of 6/30/2023	2022/23 Estimated Carryover Amount	ADDITIONAL FUNDING REQUEST					Estimated TOTAL Project Cost
				2023/24 Appropriation	2024/25 Estimate	2025/26 Estimate	2026/27 Estimate	2027/28 Estimate	
50-521-6503-50	CTSC ROOF REPAIR			\$ 1,500,000					\$ 1,500,000
Project TOTALS				\$ 1,500,000					\$ 1,500,000

Funding Sources:									
TENNIS & SWIM CENTER OPERATION- Fund 50				\$ 1,500,000					\$ 1,500,000
TOTALS:				\$ 1,500,000					\$ 1,500,000

**CITY of CALABASAS
CAPITAL IMPROVEMENT PROJECTS
FISCAL YEARS 2023/24 thru 2027/28**

Location Map

Project Number:	650355
Project Title:	WILD WALNUT PARK IMPROVEMENT
Department:	COMMUNITY SERVICES
Project Description:	
Phase 1 - Parking lot	
Phase 2 - Permanent Dog Park	
Phase 3 - Play Structures, Fitness Equipment, Restrooms	



Budget Unit	Account Description	Total Expenditures ESTIMATED as of 6/30/2023	2022/23 Estimated Carryover Amount	ADDITIONAL FUNDING REQUEST					Estimated TOTAL Project Cost
				2023/24 Appropriation	2024/25 Estimate	2025/26 Estimate	2026/27 Estimate	2027/28 Estimate	
13-519-6503-55	WILD WALNUT PARK IMPROVEM		\$ 187,000	\$ 111,000					\$ 298,000
45-519-6503-55	WILD WALNUT PARK IMPROVEM		\$ 800,000						\$ 800,000
Project TOTALS			\$ 987,000	\$ 111,000					\$ 1,098,000

Funding Sources:									
PARK & RECREATION IMPROVEMENT - FUND 13			\$ 187,000	\$ 111,000					\$ 298,000
American Rescue Plan Act - FUND 45			\$ 800,000						\$ 800,000
TOTALS:			\$ 987,000	\$ 111,000					\$ 1,098,000

**CITY of CALABASAS
CAPITAL IMPROVEMENT PROJECTS
FISCAL YEARS 2023/24 thru 2027/28**

Project Number:	650356
Project Title:	GAME COURTS
Department:	COMMUNITY SERVICES
Project Description:	RESURFACING GAME COURTS
<p>Resurface game courts: Creekside Park (517) - includes 2 new adjustable basketball systems 22/23 & 26/27 Grape Arbor Park (514) 2 new adjustable basketball systems 23/24 Gates Canyon Park (514) 23/24 De Anza Park (513) resurface and add 6 new basketball systems</p>	

Location Map



Budget Unit	Account Description	Total Expenditures ESTIMATED as of 6/30/2023	2022/23 Estimated Carryover Amount	ADDITIONAL FUNDING REQUEST					Estimated TOTAL Project Cost
				2023/24 Appropriation	2024/25 Estimate	2025/26 Estimate	2026/27 Estimate	2027/28 Estimate	
45-517-6503-56	GAME COURTS - CREEKSIDE		\$ 70,000				\$ 25,000	\$ 25,000	\$ 120,000
45-514-6503-56	GAME COURTS - GRAPE ARBOR			\$ 25,000					\$ 25,000
45-514-6503-56	GAME COURTS - GATES CANYON			\$ 20,000			\$ 25,000		\$ 45,000
Project TOTALS			\$ 70,000	\$ 45,000			\$ 50,000	\$ 25,000	\$ 190,000

Funding Sources:

American Rescue Plan Act - FUND 45		\$ 70,000	\$ 45,000			\$ 50,000	\$ 25,000	\$ 190,000
TOTALS:		\$ 70,000	\$ 45,000			\$ 50,000	\$ 25,000	\$ 190,000

**CITY of CALABASAS
CAPITAL IMPROVEMENT PROJECTS
FISCAL YEARS 2023/24 thru 2027/28**

Location Map



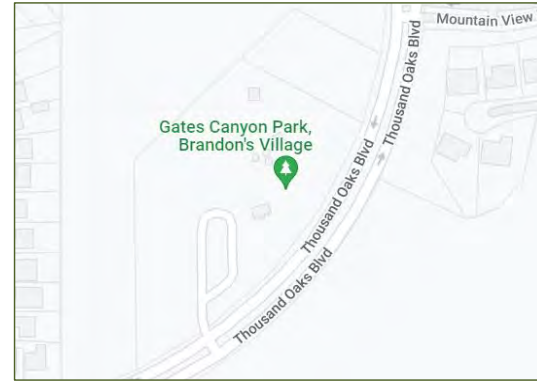
Project Number:	650357
Project Title:	CREEKSIDE BUILDING UPDATES
Department:	COMMUNITY SERVICES
Project Description:	Replace 4 French doors along south side of building, add eaves along southside of building, .

Budget Unit	Account Description	Total Expenditures ESTIMATED as of 6/30/2023	2022/23 Estimated Carryover Amount	ADDITIONAL FUNDING REQUEST					Estimated TOTAL Project Cost
				2023/24 Appropriation	2024/25 Estimate	2025/26 Estimate	2026/27 Estimate	2027/28 Estimate	
45-519-6503-57	CREEKSIDE BUILDING UPDATES		\$ 75,000						\$ 75,000
Project TOTALS			\$ 75,000						\$ 75,000

Funding Sources:										
American Rescue Plan Act - FUND 45			\$ 75,000							\$ 75,000
TOTALS:			\$ 75,000							\$ 75,000

**CITY of CALABASAS
CAPITAL IMPROVEMENT PROJECTS
FISCAL YEARS 2023/24 thru 2027/28**

Location Map



Project Number:	650358
Project Title:	GATES CANYON UPDATES
Department:	COMMUNITY SERVICES
Project Description:	Replace fencing along park and road (22/23), Replace broken park sign (22/23), Replace outdated and non-compliant fitness equipment (23/24).

Budget Unit	Account Description	Total Expenditures ESTIMATED as of 6/30/2023	2022/23 Estimated Carryover Amount	ADDITIONAL FUNDING REQUEST					Estimated TOTAL Project Cost
				2023/24 Appropriation	2024/25 Estimate	2025/26 Estimate	2026/27 Estimate	2027/28 Estimate	
45-519-6503-58	GATES CANYON UPDATES		\$ 100,000	\$ 50,000					\$ 150,000
Project TOTALS			\$ 100,000	\$ 50,000					\$ 150,000

Funding Sources:									
American Rescue Plan Act - FUND 45			\$ 100,000	\$ 50,000					\$ 150,000
TOTALS:			\$ 100,000	\$ 50,000					\$ 150,000

**CITY of CALABASAS
CAPITAL IMPROVEMENT PROJECTS
FISCAL YEARS 2023/24 thru 2027/28**

Location Map



Project Number:	650376
Project Title:	DE ANZA PARK WATER FEATURE
Department:	COMMUNITY SERVICES
Project Description:	Replace water feature constructed in 1996 with modern play elements, safer flooring, and updated filter system.

Budget Unit	Account Description	Total Expenditures ESTIMATED as of 6/30/2023	2022/23 Estimated Carryover Amount	ADDITIONAL FUNDING REQUEST					Estimated TOTAL Project Cost
				2023/24 Appropriation	2024/25 Estimate	2025/26 Estimate	2026/27 Estimate	2027/28 Estimate	
45-513-6503-76	DE ANZA PARK WATER FEATURE			\$ 175,000					\$ 175,000
Project TOTALS				\$ 175,000					\$ 175,000

Funding Sources:									
American Rescue Plan Act - FUND 45				\$ 175,000					\$ 175,000
TOTALS:				\$ 175,000					\$ 175,000

**CITY of CALABASAS
CAPITAL IMPROVEMENT PROJECTS
FISCAL YEARS 2023/24 thru 2027/28**

Location Map



Project Number:	650359
Project Title:	PLAYGROUND UPDATES & REPLACEMENT
Department:	COMMUNITY SERVICES
Project Description:	Gates Canyon Park (514) Replace play structures, pour in play surfacing, and shade sails . DeAnza Park (513) Replace 2-5 play structure on east side of property, pour-in-play surface (22/23). Replace 5-12 play structure, pour in play surface on east side of property plus swing set, pour-in-play surface on south side (23/24). Freedom Park (514) Replace play structure and include pour and play (22/23). Creekside Park (517) Replace large play structure, shade structure, and wood fiber with pour and play surface (24/25). Highlands (514) Replace play structure and wood fiber surface with pour in play surface (25/26).

Budget Unit	Account Description	Total Expenditures ESTIMATED as of 6/30/2023	2022/23 Estimated Carryover Amount	ADDITIONAL FUNDING REQUEST					Estimated TOTAL Project Cost
				2023/24 Appropriation	2024/25 Estimate	2025/26 Estimate	2026/27 Estimate	2027/28 Estimate	
45-519-6503-59	GATES CANYON PLAYGROUND		\$ 800,000						\$ 800,000
45-513-6503-60	DE ANZA PLAYGROUND		\$ 75,000	\$ 275,000					\$ 350,000
45-517-6503-74	CREEKSIDE PARK			\$ 175,000					\$ 175,000
45-514-6503-75	FREEDOM PARK			\$ 100,000					\$ 100,000
45-519-6503-61	HIGHLANDS PLAYGROUND		\$ 150,000						\$ 150,000
Project TOTALS			\$ 1,025,000	\$ 550,000					\$ 1,575,000

Funding Sources:										
American Rescue Plan Act - FUND 45			\$ 1,025,000	\$ 550,000						\$ 1,575,000
TOTALS:			\$ 1,025,000	\$ 550,000						\$ 1,575,000

**CITY of CALABASAS
CAPITAL IMPROVEMENT PROJECTS
FISCAL YEARS 2023/24 thru 2027/28**

Location Map

Project Number:	650362
Project Title:	PICNIC SHELTER REPLACEMENT
Department:	COMMUNITY SERVICES
Project Description:	Gates Canyon Park (514) replace concrete picnic tables (x12), replace picnic shelters at DeAnza.

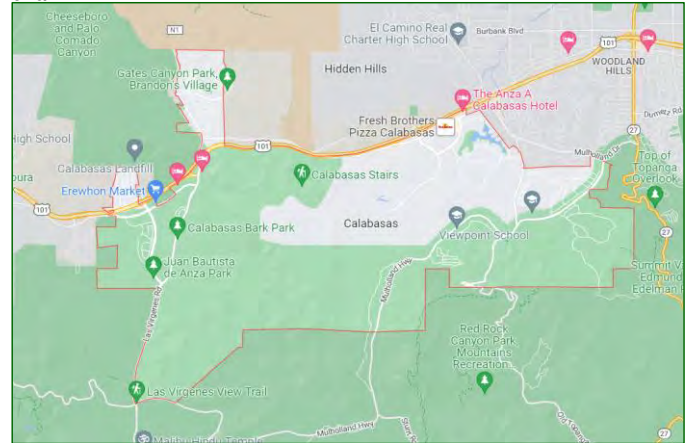


Budget Unit	Account Description	Total Expenditures ESTIMATED as of 6/30/2023	2022/23 Estimated Carryover Amount	ADDITIONAL FUNDING REQUEST					Estimated TOTAL Project Cost
				2023/24 Appropriation	2024/25 Estimate	2025/26 Estimate	2026/27 Estimate	2027/28 Estimate	
45-519-6503-62	PICNIC SHELTER REPLACEMENT		\$ 25,000	\$ 100,000					\$ 125,000
45-513-6503-62	PICNIC SHELTER REPLACEMENT				\$ 100,000				\$ 100,000
Project TOTALS			\$ 25,000	\$ 100,000	\$ 100,000				\$ 225,000

Funding Sources:									
American Rescue Plan Act- Fund 45			\$ 25,000	\$ 100,000	\$ 100,000				\$ 225,000
TOTALS:			\$ 25,000	\$ 100,000	\$ 100,000				\$ 225,000

**CITY of CALABASAS
CAPITAL IMPROVEMENT PROJECTS
FISCAL YEARS 2022/23 thru 2026/27**

Project Number:	650371
Project Title:	PARK LIGHTING UPGRADES
Department:	COMMUNITY SERVICES
Project Description:	Upgrade of lighting to LED and adding lighting to parks where necessary.



Budget Unit	Account Description	Total Expenditures ESTIMATED as of 6/30/2023	2022/23 Estimated Carryover Amount	ADDITIONAL FUNDING REQUEST					Estimated TOTAL Project Cost
				2023/24 Appropriation	2024/25 Estimate	2025/26 Estimate	2026/27 Estimate	2027/28 Estimate	
45-514-6503-71	PARK LIGHTING UPGRADES			\$ 100,000	\$ 100,000	\$ 100,000			\$ 300,000
Project TOTALS				\$ 100,000	\$ 100,000	\$ 100,000			\$ 300,000

Funding Sources:									
American Rescue Plan Act- Fund 45				\$ 100,000	\$ 100,000	\$ 100,000			\$ 300,000
TOTALS:				\$ 100,000	\$ 100,000	\$ 100,000			\$ 300,000

CITY of CALABASAS
 CAPITAL IMPROVEMENT PROJECTS
 FISCAL YEARS 2022/23 thru 2026/27

Location Map

Project Number:	650000
Project Title:	TEEN PROGRAM STUDY
Department:	COMMUNITY SERVICES
Project Description:	
Enlist the services of a consulting firm to perform a study of teen programs offered in the City and make recommendations to update, improve, and add teen programming.	

Budget Unit	Account Description	Total Expenditures ESTIMATED as of 6/30/2023	2022/23 Estimated Carryover Amount	ADDITIONAL FUNDING REQUEST					Estimated TOTAL Project Cost
				2023/24 Appropriation	2024/25 Estimate	2025/26 Estimate	2026/27 Estimate	2027/28 Estimate	
10- 511-6500-00	TEEN PROGRAM STUDY		\$ 100,000						\$ 100,000
Project TOTALS			\$ 100,000						\$ 100,000

Funding Sources:									
GENERAL FUND - FUND 10			\$ 100,000						\$ 100,000
TOTALS:			\$ 100,000						\$ 100,000

**CITY of CALABASAS
CAPITAL IMPROVEMENT PROJECTS
FISCAL YEARS 2023/24 thru 2027/28**

Project Number:	650363
Project Title:	HVAC REPLACEMENT
Department:	COMMUNITY SERVICES
Project Description:	HVAC Unit replacement or repair at: DeAnza Park (513) Tennis and Swim Center (521) Creekside (517) and Senior Center (518). Each facility has 3 - 5 units.



Budget Unit	Account Description	Total Expenditures ESTIMATED as of 6/30/2023	2022/23 Estimated Carryover Amount	ADDITIONAL FUNDING REQUEST					Estimated TOTAL Project Cost
				2023/24 Appropriation	2024/25 Estimate	2025/26 Estimate	2026/27 Estimate	2027/28 Estimate	
70-513-6503-63	HVAC REPLACEMENT	\$ 44,386		\$ 40,000					\$ 84,386
50-521-6503-63	HVAC REPLACEMENT				\$ 40,000	\$ 40,000			\$ 80,000
70-517-6503-63	HVAC REPLACEMENT						\$ 40,000		\$ 40,000
70-518-6503-63	HVAC REPLACEMENT						\$ 40,000		\$ 40,000
Project TOTALS		\$ 44,386		\$ 40,000	\$ 40,000	\$ 40,000	\$ 80,000		\$ 244,386

Funding Sources:									
TENNIS & SWIM CENTER OPERATION - FUND 50					\$ 40,000	\$ 40,000			\$ 80,000
DEFERRED MAINTENANCE- Fund 70	\$ 44,386			\$ 40,000			\$ 80,000		\$ 164,386
TOTALS:	\$ 44,386			\$ 40,000	\$ 40,000	\$ 40,000	\$ 80,000		\$ 244,386

CITY of CALABASAS
 CAPITAL IMPROVEMENT PROJECTS
 FISCAL YEARS 2022/23 thru 2026/27

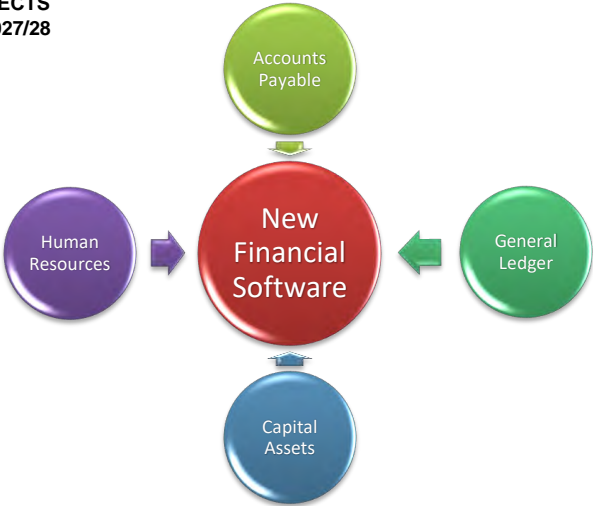
Location Map

Project Number:	650370
Project Title:	PARK MONUMENT SIGNS
Department:	COMMUNITY SERVICES
Project Description:	<p>Create a standard park monument sign for nine parks/facilities; construct and install.</p>

Budget Unit	Account Description	Total Expenditures ESTIMATED as of 6/30/2023	2022/23 Estimated Carryover Amount	ADDITIONAL FUNDING REQUEST					Estimated TOTAL Project Cost
				2023/24 Appropriation	2024/25 Estimate	2025/26 Estimate	2026/27 Estimate	2027/28 Estimate	
10-514-6503-70	PARK MONUMENT SIGNS				\$ 150,000				\$ 150,000
Project TOTALS					\$ 150,000				\$ 150,000
Funding Sources:									
GENERAL FUND - FUND 10					\$ 150,000				\$ 150,000
TOTALS:					\$ 150,000				\$ 150,000

**CITY of CALABASAS
CAPITAL IMPROVEMENT PROJECTS
FISCAL YEARS 2023/24 thru 2027/28**

Project Number:	650348
Project Title:	NEW FINANCIAL SOFTWARE
Department:	Finance
Project Description:	
NEW FINANCIAL SOFTWARE REPLASING FUNDBALANCE THAT IS IN USE FOR MORE THAN 20 YEARS. THE UPGRADE WILL INTEGRATE CORE FINANCIAL APPLICATIONS WITH HUMAN RESOURCES AND OTHER COMPONENTS FOR EFFICIENCY AND BETTER REPORTING. ESTIMATED IMPLEMENTATION IS LATE 2023.	



Budget Unit	Account Description	Total Expenditures ESTIMATED as of 6/30/2022	2022/23 Estimated Carryover Amount	ADDITIONAL FUNDING REQUEST					Estimated TOTAL Project Cost
				2023/24 Appropriation	2024/25 Estimate	2025/26 Estimate	2026/27 Estimate	2027/28 Estimate	
10-151-6503-48	NEW FINANCIAL SOFTWARE			\$ 200,000					\$ 200,000
Project TOTALS					\$ 200,000				\$ 200,000

Funding Sources:									
GENERAL FUND - FUND 10				\$ 200,000					\$ 200,000
TOTALS:				\$ 200,000					\$ 200,000

**CITY of CALABASAS
CAPITAL IMPROVEMENT PROJECTS
FISCAL YEARS 2023/24 thru 2027/28**

Location Map

Project Number:	650364
Project Title:	CHAMBER MASTER CONTROL MEDIA & A/V
Department:	COMMUNICATIONS
Project Description:	
<p>The master control for the TV channel and the AV system in Council Chambers are original to the building (2008) and are in dire need of replacement. Typically, these systems last only around ten years and we are in year 16. In the future, we should schedule renovations for these locations as part of a regular CIP.</p>	

Budget Unit	Account Description	Total Expenditures ESTIMATED as of 6/30/2022	2022/23 Estimated Carryover Amount	ADDITIONAL FUNDING REQUEST					Estimated TOTAL Project Cost
				2023/24 Appropriation	2024/25 Estimate	2025/26 Estimate	2026/27 Estimate	2027/28 Estimate	
45-161-6503-64	CHAMBER MASTER CONTROL ME	\$ 65,000	\$ 360,000				\$ 100,000		\$ 525,000
Project TOTALS		\$ 65,000	\$ 360,000				\$ 100,000		\$ 525,000

Funding Sources:									
American Rescue Plan Act - FUND 45		\$ 65,000	\$ 360,000				\$ 100,000		\$ 525,000
TOTALS:		\$ 65,000	\$ 360,000				\$ 100,000		\$ 525,000

**CITY of CALABASAS
CAPITAL IMPROVEMENT PROJECTS
FISCAL YEARS 2023/24 thru 2027/28**

Location Map

Project Number:	650373
Project Title:	FOUNDERS HALL AV SYSTEM
Department:	COMMUNICATIONS
Project Description:	
<p>The AV equipment inside Founders Hall is original to the structure (2008) and is on the edge of catastrophic failure. Typically, these systems last only 5-10 years and we are in year 16. We will replace all audio and video components. We will likely no longer need fixed cameras mounted on the walls, as they are rarely used and would be a waste of money. The preference is to insgtall higher-end mutimedia equipment in this heavily-used site, and set aside money to keep it current in the future.</p>	

Budget Unit	Account Description	Total Expenditures ESTIMATED as of 6/30/2022	2022/23 Estimated Carryover Amount	ADDITIONAL FUNDING REQUEST					Estimated TOTAL Project Cost
				2023/24 Appropriation	2024/25 Estimate	2025/26 Estimate	2026/27 Estimate	2027/28 Estimate	
45-161-6503-73	FOUNDERS HALL AV SYSTEM			\$ 150,000				\$ 100,000	\$ 250,000
Project TOTALS				\$ 150,000				\$ 100,000	\$ 250,000
Funding Sources:									
American Rescue Plan Act - FUND 45				\$ 150,000				\$ 100,000	\$ 250,000
TOTALS:				\$ 150,000				\$ 100,000	\$ 250,000

**CITY of CALABASAS
CAPITAL IMPROVEMENT PROJECTS
FISCAL YEARS 2023/24 thru 2027/28**

Location Map

Project Number:	650377
Project Title:	WORKSTATION PHONE SYSTEM
Department:	COMMUNICATIONS
Project Description:	
<p>This project involves replacing the entire desktop phone system through Cty government -- all City hall phones as well as other locations. The Cisco phone system is several years old and in need of replacement. The new system calls for replacing the entire "back-end" as well as new phones at each workstation.</p>	

Budget Unit	Account Description	Total Expenditures ESTIMATED as of 6/30/2022	2022/23 Estimated Carryover Amount	ADDITIONAL FUNDING REQUEST					Estimated TOTAL Project Cost
				2023/24 Appropriation	2024/25 Estimate	2025/26 Estimate	2026/27 Estimate	2027/28 Estimate	
10-161-6503-77	WORKSTATION PHONE SYSTEM			\$ 100,000					\$ 100,000
Project TOTALS				\$ 100,000					\$ 100,000
Funding Sources:									
GENERAL FUND - FUND 10				\$ 100,000					\$ 100,000
TOTALS:				\$ 100,000					\$ 100,000

**CITY of CALABASAS
CAPITAL IMPROVEMENT PROJECTS
FISCAL YEARS 2023/24 thru 2027/28**

Location Map

Project Number:	650378
Project Title:	CAPITAL NEEDS ASSEMENT CITY-WIDE
Department:	ADMINISTRATIVE SERVICES
Project Description:	
City hires a consultant to develop a plan to assess all city facilities and capital and project annual replacement and refurbishments costs by facility.	

Budget Unit	Account Description	Total Expenditures ESTIMATED as of 6/30/2022	2022/23 Estimated Carryover Amount	ADDITIONAL FUNDING REQUEST					Estimated TOTAL Project Cost
				2023/24 Appropriation	2024/25 Estimate	2025/26 Estimate	2026/27 Estimate	2027/28 Estimate	
10-134-6503-78	CAPITAL NEEDS ASSEMENT CIT			\$ 50,000					\$ 50,000
Project TOTALS				\$ 50,000					\$ 50,000
Funding Sources:									
GENERAL FUND - FUND 10				\$ 50,000					\$ 50,000
TOTALS:				\$ 50,000					\$ 50,000



Appendix

CITY of CALABASAS
FUND DESCRIPTIONS

Fund Number	Fund Title	Definition of Types of Monies Included	Restricted	Authorized Uses
10	GENERAL FUND	Property tax, sales tax, utility users tax, franchise fees, fines & forfeitures, investment interest, funds from other agencies, fees for service.	No	Primary City fund for operational expenditures.
11	Recoverable Projects Fund	Project deposits collected by the Community Development department.	Yes	Provide funding for Planning staff time, legal fees, and other related project expenses. Any excess funds in a deposit account are returned to the depositor.
12	South Coast Air Quality Management District Fund	City's share of additional motor vehicle registration fees imposed by SCAQMD	Yes	Implementation of mobile source emission reduction programs under the provision of California Clean Air Act.
13	Park & Recreation Improvement Fund	Grant revenues for parks and recreation	Yes	Parks and recreation improvement projects.
14	AB939 Fund	Funded by AB 939 fees collected from users by the waste haulers within the City	Yes	Funds are used on programs that promotes resource reduction, recycling and compositing as required by AB 939, passed in 1989
15	Gas Tax Fund	City's share of the motor vehicle gas tax imposed under the provisions of the Street and Highway Code of the State of California under Sections 2103, 2105, 2106, 2107 and 2107.5	Yes	Restricted for the acquisition, construction, improvement and maintenance of public streets.
16	Traffic Mitigation Fund	Fees to fund mitigation measures for increased traffic flows generated by developments within the City.	Yes	Funds to be used for projects that will improve traffic flow
17	<i>Landscape Maintenance District Fund</i>	<i>Not in use currently</i>	<i>Yes</i>	
18	Affordable Housing Fund	Fees in lieu of constructing affordable housing units on new developments to provide housing to very low, low and moderate income households.	Yes	Funds are used to account for expenditures associated with the retention and development of affordable housing units.
19	Las Virgenes / Lost Hills B & T Fund	Construction fee assessments	Yes	Funds are used to account for expenditures associated with the retention and development of affordable housing units.
20	Prop A Fund	Los Angeles County Sales Tax additional 1/2 cent. Passed by voters in 1980, tax has no end date. Metro returns 25% of the Proposition A tax to the cities in the County for transportation purposes.	Yes	Transit & Transportation projects within the City. Bus service, dial-a-ride services
21	LMD 21 - Ad Valorem Fund <i>(Landscape Maintenance District)</i>	Citywide property tax (1% base) upon each property within district boundaries and collected by Los Angeles County Tax Collector.	Yes	Provides funding for public street lighting and parkway/median landscape maintenance and improvement on designated landscape districts.
22	LLAD 22 - HOA Fund <i>(Lighting/Landscape Maintenance District)</i>	Special benefit assessment levied upon each property within district boundaries and collected by Los Angeles County Tax Collector. Landscaping and Lighting Act of 1972 (Streets & Highways 22500)	Yes	Provides funding for public street lighting and parkway/median landscape maintenance and improvement on designated landscape districts.

CITY of CALABASAS
FUND DESCRIPTIONS

Fund Number	Fund Title	Definition of Types of Monies Included	Restricted	Authorized Uses
24	LLAD 24 Fund <i>(Lighting/Landscape Maintenance District)</i>	Special benefit assessment levied upon each property within district boundaries and collected by Los Angeles County Tax Collector. Landscaping and Lighting Act of 1972 (Streets & Highways 22500)	Yes	Provides funding for public street lighting and parkway/median landscape maintenance and improvement on designated landscape districts.
25	Prop C Fund	Los Angeles County Sales Tax additional 1/2 cent. Passed by voters in 1990, tax has no end date. Metro returns 20% of the Proposition C tax to the cities in the County for transportation purposes.	Yes	Transit & Transportation projects within the City. Bus service, dial-a-ride services
26	TDA - Transportation Development Act Fund (Articles 3)	Local transportation fund derived from 1/4 cent of general sales tax collected by State	Yes	Bicycle transportation and street/road maintenance related expenses.
27	LLAD 27 Fund <i>(Lighting/Landscape Maintenance District)</i>	Special benefit assessment levied upon each property within district boundaries and collected by Los Angeles County Tax Collector. Landscaping and Lighting Act of 1972 (Streets & Highways 22500)	Yes	Provides funding for public street lighting and parkway/median landscape maintenance and improvement on designated landscape districts.
28	Library Fund	Property taxes, City of Hidden Hills contribution, library fines, Federal/State grant funds, gifts, donations and fees for service	Yes	Use of this fund is limited to library purposes only including operating and maintenance expenditures.
29	Transit Fund	Money is transferred from other funds: Prop A, Prop C, Measure R and Measure M	Yes	Fund collects all the expenditures for transit services: bus, trolley, dial-a-ride and others.
30	Storm Damage Fund	Not in use currently		
31	Earthquake Damage Fund	Not in use currently		
32	LLAD 32 Fund <i>(Lighting/Landscape Maintenance District)</i>	Special benefit assessment levied upon each property within district boundaries and collected by Los Angeles County Tax Collector. Landscaping and Lighting Act of 1972 (Streets & Highways 22500)	Yes	Provides funding for public street lighting and parkway/median landscape maintenance and improvement on designated landscape districts.
33	Used Oil Grant Fund	State provided funds for recycling used oil	Yes	Expenditures related to used oil recycling
34	Measure R - MTA Local Return Fund	Los Angeles County Sales Tax additional 1/2 cent. Passed by voters in 2008; tax has 30 year life. Measure M passed in 2016 made this tax increase permanent. Metro returns 15% Measure R funds for local city sponsored improvements	Yes	Transit & Transportation projects within the City. Bus service, dial-a-ride services
35	CDBG Fund	Funds are allocated to the City by the Federal Housing and Urban Development Department through the County of Los Angeles	Yes	Funds are used to benefit low to moderate income persons or areas, eliminate slums or blighted areas.
36	Grants Fund	Funds are allocated to the City by Federal, State, County or MTA for a variety of purposes	Yes	Various grant expenditures are accounted for in the fund
37	Local Law Enforcement Block Grant Fund	Not in use currently		
38	COPS - AB 3229 Grant Fund	Citizens Option for Public Safety (COPS) adopted by AB 3229 (Brulte) in 1996. City receives \$100k annually	Yes	Funds are used to support police services

CITY of CALABASAS
FUND DESCRIPTIONS

Fund Number	Fund Title	Definition of Types of Monies Included	Restricted	Authorized Uses
39	Measure R - MTA Transportation Projects Fund	Los Angeles County Sales Tax additional 1/2 cent. Passed by voters in 2008; tax has 30 year life. Metro funds certain capital projects within the City	Yes	Large transportation capital projects
40	Capital Improvement Fund	Transfers from other funds: General Fund, Gas Tax, LMDs, Prop A, Prop C, Measure R, Measure M, Grants, RMRA	Yes	Centralizing expenditures for large capital improvement projects within the City
41	Civic Center Construction Fund	Not in use currently		
42	City Hall Capital Fund	Original funding from General Fund transfers. Currently earning interest only.	No	Capital improvement projects related to extending the life of City Hall
45	American Rescue Plan Act	The American Rescue Plan Act of 2021		
46	Disaster Recovery Fund	Proceeds from SCE Woolsey Fire Settlement \$4 million	No	Can be used for any purpose. \$500,000 spent on Small Business Grants in FY 2020-21
47	Measure M - MTA Local Return Fund	Los Angeles County Sales Tax additional 1/2 cent. Passed by voters in 2016; tax has no end date. Metro returns 17% of Measure R funds for local city sponsored improvements	Yes	Transit & Transportation projects within the City. Bus service, dial-a-ride services
48	Library Capital Replacement Fund	Original funding from Library Fund transfers	No	Capital improvement projects related to extending the life of Library Building
49	Measure M - Traffic Improvement Fund	Los Angeles County Sales Tax additional 1/2 cent. Passed by voters in 2016; tax has no end date. Metro funds certain capital projects within the City	Yes	Large transportation capital projects
50	Tennis & Swim Center Fund	Tennis and Swim membership fees, tennis lesson fees	Yes	Operating and maintaining the Tennis & Swim Center including paying Top Seed Tennis Academy for their services
55	Agoura Hills Calabasas Community Center (AHCCC) Fund	AHCCC membership fees, gym fees, sports fees, room rental fees	Yes	Operating and maintaining the AHCCC along with purchasing equipment and capital projects
60	Management Reserve Fund	General Fund year-end surplus is transferred to this account. \$1.3 million land sale proceeds	No	Operating and maintaining the Tennis & Swim Center including paying Top Seed Tennis Academy for their services
61	Calabasas Park Improvements Fund	Not in use currently		
62	Measure W - Safe Clean Water Fund	Los Angeles County Flood Control District ~ Parcel Tax 2.5 cents per square foot. Passed by voters in 2018; tax has no end date. 40% of revenue generated within the City limits allocated back to city	Yes	Local stormwater and urban runoff and improve water quality
63	Road Maintenance & Rehabilitation Fund	City's share of the Senate Bill 1 (SB 1) signed into law April 2017. Fuel tax increase began 11-1-2017. Value-based transportation improvement fee began 1-1-2018. Price-based excise tax reset 7-1-2019. Zero emissions vehicle fee began 7-1-2020.	Yes	Can be used for any purpose
64	Quimby Act Fund	Quimby Act fees from developers in lieu of dedicating park land.	Yes	For use of construction of park facilities as a result of increased demand for parks resulting from new development.

CITY of CALABASAS
FUND DESCRIPTIONS

Fund Number	Fund Title	Definition of Types of Monies Included	Restricted	Authorized Uses
65	Oak Tree Mitigation Fund	Fees to provide landscaping and trees in public areas resulting from the increase in demand from additional development.	Yes	To fund projects providing landscaping and trees in public areas.
67	Emergency COVID 19 Fund	Federal / State aid to cities for the COVID 19 declared emergency	Yes	Goods purchased to provide a safer more sanitary environment during the COVID 19 emergency: Plexiglas barriers, masks, alcohol wipes and other cleaning supplies
80	CFD 2018 Fund Commercial	Property Tax Assessments (Mello-Roos) from CFD 2001-1 on Commercial property located near City Hall	Yes	Funds are used for principal and interest payments on the CFD refunding bonds issued in 2018
81	1999 COP Fund Creekside, Civic Center	Not in use currently		
82	CFD 2001-1 Fund The Oaks	Not in use currently		
83	2005 COP Fund Refunding 1999 COP	Not in use currently		
84	CFD 2017 Fund The Oaks	Property Tax Assessments (Mello-Roos) from CFD 1999-1 on residential property located in "The Oaks" development	Yes	Funds are used for principal and interest payments on the CRD refunding bonds issued in 2017
85	2006 COP Fund Civic Center Financing	Not in use currently		
86	Los Virgenes Parking Administration Fund	Parking tickets generated within the JPA five cities: Agoura Hills, Calabasas, Hidden Hills, Malibu & Westlake Village	Yes	Operating costs of parking enforcement
87	2015 COP Fund Civic Center Project	Transfers in from the General Fund and Library Fund	Yes	Funds are used for principal and interest payments on the COP refunding bonds issued in 2015
88	Calabasas Education Fund	Not in use currently		
89	LVUSD Fund	Not in use currently		
90	General Fixed Assets Account Group	Not applicable	No	Self-balancing set of accounts to account for the general fixed assets of a governmental unit. The account group is not a fund. It provides double-entry control in memorandum fashion of fixed assets that are not accounted for specifically in a fund (e.g., proprietary fund).
95	General Long Term Debt Account Group	Not applicable	No	Grouping is used to account for the outstanding principal on all long-term debt except that payable from a special assessment, proprietary, or trust fund. At maturity, the funds are transferred to the debt service fund.

DEPARTMENT LISTING

Dept ID	Description	Department Group
111	Legislation & Policy	City Council
112	Boards & Commissions	City Council
121	Legal	City Council
131	City Clerk	City Clerk
132	Administrative Services	Administrative Services
133	General Services	Administrative Services
134	Non-Departmental	Finance
135	Personnel Services	Finance
136	Civic Center Operations & Maintenance	Public Works
141	City Management	City Manager's Office
151	Financial Management	Finance
152	Payroll & Revenue	Finance
161	Public Information	Communications
162	Information Technology	Communications
163	Telecom Regulation	Communications
211	LA Co. Sheriff's Department	Public Safety
212	Local Law Enforcement Grant	Public Safety
213	COPS Grant	Public Safety
221	LA Co. Fire District	Public Safety
222	Public Safety & Emergency Preparation	Public Safety
231	LA Co. Animal Services	Administrative Services
311	Administration & Engineering	Public Works
312	Street Maintenance Services	Public Works
313	Water Quality Enhancement	Public Works
314	Capital Improvement Program	Public Works
315	Natural Resource Protection	Public Works
319	Capital Improvements-Public Works	Public Works
321	General Landscape Maintenance	Public Works
322	LLAD 22 - HOA	Public Works
323	LLAD 24	Public Works
324	LLAD 27	Public Works
325	LLAD 32	Public Works
326	LMD 22 - Ad Valorem / CBA	Public Works
331	Transportation Planning	Public Works
332	Transportation Engineering/Operations	Public Works
333	Transit Services	Public Works
334	Intergovernmental Relations	Public Works
339	Capital Improvements-Transportation	Public Works

DEPARTMENT LISTING

Dept ID	Description	Department Group
411	Community Development Administration	Community Development
412	Planning Projects & Studies	Community Development
413	Development Review	Community Development
414	Natural Resource Protection	Community Development
415	Building Inspection	Community Development
416	Code Enforcement	Community Development
417	Community Development Block Grant	Community Development
419	Capital Improvements-Planning & Building	Community Development
511	Community Services Management	Community Services
512	Creekside Park	Community Services
513	De Anza Park/Recreation Program	Community Services
514	Parks Maintenance	Community Services
515	School Joint Use	Community Services
516	Special Events	Community Services
517	Klubhouse Preschool	Community Services
518	Senior Center	Community Services
519	Capital Improvements-Parks	Community Services
521	Health & Swim Center	Community Services
522	Top Seed Tennis Academy	Community Services
525	AHCCC Community Center	Community Services
531	Art Programs	Community Services
532	Calabasas Orchestra	Community Services
533	Library	Library

CITY of CALABASAS

FULL - TIME EMPLOYEE ALLOCATION COSTS by FUND

FY 2023 - 24

		General Fund	AB 939	Gas Tax HUTA	Prop A	LMD 22 Ad Valorem	LMD 22	LMD 24	Prop C	LMD 27	Library	LMD 32	Measure R	Measure M	Tennis & Swim	AHCCC	RMRA SB1	TOTAL
		10	14	15	20	21	22	24	25	27	28	32	34	47	50	55	63	
NAME	POSITION																	
Administrative Services																		
	McConville, Michael	Deputy City Manager	100 %															100 %
	Nelli, Natalia	Executive Assistant I	100 %															100 %
	Tijerino, Carolina	Senior Human Resources Analyst	100 %															100 %
City Clerk																		
	Hernandez, Maricela	City Clerk	100 %															100 %
	Mendoza, Analuz	Assistant to the City Clerk	100 %															100 %
City Council																		
	Albrecht, Edward	Council Member	100 %															100 %
	Bozajian, James	Council Member	100 %															100 %
	Kraut, Peter	Council Member	100 %															100 %
	Shapiro, David	Mayor	100 %															100 %
	Weintraub, Alicia	Mayor Pro Tem	100 %															100 %
City Management																		
	Krdilyan, Annie	Executive Assistant II	100 %															100 %
	Meik, Kindon	City Manager	100 %															100 %
Communications																		
	Gorgin, Karlo	Senior Media Specialist	100 %															100 %
	Mier, Jason	Senior Media Specialist	100 %															100 %
	Pasiliao, Ryan	Senior Information Technology Specialist	100 %															100 %
	Petros, Arvin	Media Supervisor	100 %															100 %
	Russo, Michael	Communications Director	100 %															100 %
	VACANT	Information Technology Specialist	40 %								60 %							100 %
	Yin, Tong	Information Systems Manager	100 %															100 %
	Zimmerman, Guadalupe Yadir	Executive Assistant II	100 %															100 %

CITY of CALABASAS

FULL - TIME EMPLOYEE ALLOCATION COSTS by FUND

FY 2023 - 24

		General Fund	AB 939	Gas Tax HUTA	Prop A	LMD 22 Ad Valorem	LMD 22	LMD 24	Prop C	LMD 27	Library	LMD 32	Measure R	Measure M	Tennis & Swim	AHCCC	RMRA SB1	TOTAL
		10	14	15	20	21	22	24	25	27	28	32	34	47	50	55	63	
NAME	POSITION																	
Community Development																		
	Bartlett, Thomas	City Planner	100 %															100 %
	Cohen, Sparky	Building Official	100 %															100 %
	Endreola, Gabriel	Building Inspector	100 %															100 %
	Georgeff, Angela	Associate Planner	100 %															100 %
	Flores, Ruben	Senior Building Inspector	100 %															100 %
	Johal, Savina	Assistant Planner	100 %															100 %
	Klein, Michael	Community Development Director	100 %															100 %
	Michitsch, Glenn	Senior Planner	100 %															100 %
	Parker, Elizabeth	Executive Assistant II	100 %															100 %
	Pesiri, Catherine	Permit Technician	100 %															100 %
	Rackerby, Jaclyn	Planner	100 %															100 %
	Robison, Mark	Executive Assistant I	100 %															100 %
	Saavedra, Armando	Code Enforcement Officer	100 %															100 %
	Savala, Alexander	Building Inspector	100 %															100 %
	Shinder, Monica	Permit Center Supervisor	100 %															100 %
	VACANT	Senior Code Enforcement Officer	100 %															100 %
Community Services																		
	Campbell, Jeffrey	Recreation Manager													70 %	30 %		100 %
	Cerna, Juana	Recreation Coordinator	100 %															100 %
	Eastman Haber, Amanda	Facility Supervisor	25 %													75 %		100 %
	Filice, Lana	Recreation Coordinator	100 %															100 %
	Green, Erica	Community Services Director	55 %												25 %	20 %		100 %
	Hernandez, Jennifer	Recreation Coordinator	100 %															100 %
	Kishimoto, Lorraine	Recreation Supervisor													100 %			100 %
	Milbrand, Kathleen	Recreation Coordinator													100 %			100 %
	Post, Kimberly	Facility Supervisor	100 %															100 %
	Shaheen, Patricia	Executive Assistant I	100 %															100 %
	Ferrara, Malea	Recreation Coordinator	100 %															100 %
	VACANT	Deputy Community Services Director	70 %												30 %			100 %
	VACANT	Recreation Coordinator														100 %		100 %
	VACANT	Recreation Coordinator														100 %		100 %
	VACANT	Recreation Coordinator														100 %		100 %

CITY of CALABASAS

FULL - TIME EMPLOYEE ALLOCATION COSTS by FUND

FY 2023 - 24

		General Fund	AB 939	Gas Tax HUTA	Prop A	LMD 22 Ad Valorem	LMD 22	LMD 24	Prop C	LMD 27	Library	LMD 32	Measure R	Measure M	Tennis & Swim	AHCCC	RMRA SB1	TOTAL	
		10	14	15	20	21	22	24	25	27	28	32	34	47	50	55	63		
NAME	POSITION																		
Finance																			
	Ahlers, Ron	Chief Financial Officer	100 %															100 %	
	Barancik, Luisa	Senior Accounting Specialist	100 %															100 %	
	Estrada, Jaafar	Accounting Specialist	100 %															100 %	
	Henry, Cedric	Grant/Contract Administrator	100 %															100 %	
	Lewis, Caroline	Accounting Specialist	100 %															100 %	
	Perez, Amy	Accounting Specialist	100 %															100 %	
	V A C A N T	Accounting Supervisor	100 %															100 %	
Library																			
	Abdali, Shabnam	Executive Assistant II									100 %							100 %	
	Ghosh, Suchandra	Library Circulation Supervisor									100 %							100 %	
	Lockwood, Barbara	City Librarian									100 %							100 %	
	Mierop, Kerrie	Librarian									100 %							100 %	
	Steward, Karilyn	Senior Librarian									100 %							100 %	
	Williams, Yasmine	Library Technical Services Coordinator									100 %							100 %	
Public Safety																			
	Larson, Debra	Public Safety Coordinator	100 %															100 %	
	Michael Dyer	Emergency Services Manager	100 %															100 %	
Public Works																			
	Agee, Johnny Ray	Maintenance Technician II	100 %															100 %	
	Bezdecny, Tra'a	Assistant Engineer			50 %				50 %									100 %	
	Espindola, Alfredo	Maintenance Technician I				100 %												100 %	
	Ford, Anna Marie	Executive Assistant II	96 %			2 %							1 %	1 %				100 %	
	Hernandez, Edgar	Landscape Maintenance Inspector				30 %	50 %	15 %		5 %								100 %	
	Hernandez, Jose Luis	Public Works Superintendent	81 %		2 %	2 %							5 %	5 %			5 %	100 %	
	Holden, Tatiana	Deputy Public Works Director	76 %		2 %	2 %							4 %	15 %			1 %	100 %	
	Melton, Heather	Landscape District Maintenance Manager				30 %	50 %	15 %		5 %								100 %	
	Rodriguez, Armando	Maintenance Technician II	52 %								48 %							100 %	
	Rodriguez, Jorge	Maintenance Technician I	52 %								48 %							100 %	
	Saucedo Barbosa, Francisco	Maintenance Technician I	98 %		1 %												1 %	100 %	
	Sheikhlar, Soheil	Assistant Engineer	78 %		3 %	6 %								7 %			6 %	100 %	
	VACANT	Environmental Services Supervisor	50 %	50 %														100 %	
	VACANT	Maintenance Inspector	100 %															100 %	
	VACANT	Public Works Director/City Engineer	82 %	2 %	1 %	2 %	5 %	1 %	1 %			1 %	5 %					100 %	
TOTAL			6,055 %	52 %	9 %	52 %	177 %	101 %	31 %	50 %	10 %	756 %	1 %	15 %	28 %	325 %	425 %	13 %	8,100 %