

**When emergencies occur,  
it is important to be prepared.  
Keep this resource handy,  
and you and your family safe.  
Calabasas Public Safety & Emergency  
Preparedness 818.224.1600**

**SIGN UP FOR EMERGENCY NOTIFICATIONS  
BEFORE THE EMERGENCY ON THE CITY WEBSITE**

Blackboard Connect is a city to resident communications service. This system has the ability to reach land-lines, but you must register your mobile numbers (voice and text), VOIP land-lines and email addresses to receive notifications on those devices. Sign up at: [cityofcalabasas.com/services/emergency-notifications](http://cityofcalabasas.com/services/emergency-notifications)



The City posts emergency information on: [WWW.CITYOFCALABASAS.COM](http://WWW.CITYOFCALABASAS.COM) and CTV - The Calabasas Channel



Tune to AM 1630 on your car radio for City of Calabasas' emergency broadcast information and/or local radio station KNX 97.1 FM



Alert LA County is used by the Sheriff for emergency notifications. This system has the ability to reach land-lines but you must register your mobile numbers, VOIP land-lines and email addresses to receive notifications on those devices. Sign up at: [ready.lacounty.gov/alerts](http://ready.lacounty.gov/alerts) or through the city website.






Nixle is used by the Sheriff and Fire Departments to provide emergency notices and alerts. To sign up, visit [www.nixle.com](http://www.nixle.com) or text zip codes you want alerts from to 888-777 and select LA Co Fire Dept Battalion 5 & Malibu/Lost Hills Sheriff Station.



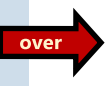
Wireless Emergency Alerts: Emergency text messages can also be sent by local alerting authorities to equipped mobile devices within range of cell towers broadcasting in the affected area. You do not have to sign up for WEA alerts. Visit [ready.gov/alerts](http://ready.gov/alerts) to find out if your mobile device is capable of receiving WEA alerts.



**Emergency Supply Kit Basics**  
(Good to have a kit for home, car and work)

<p><b>Water</b> – 3 days to a week supply – one gallon per person per day. Remember your pets!</p> 	<p><b>Food</b> – 3 days to a week of non-perishable foods and remember your manual can opener.</p> 	<p><b>Clothing</b> - sturdy shoes, sleeping bag/blankets,</p> 
<p><b>Medication</b> – Prescription and over-the-counter medicines, vitamins, eye glasses/contacts and medical supplies.</p> 	<p>Old fashioned <b>phone</b>, hand crank or solar <b>radio</b>, <b>flashlights</b> and batteries</p> 	<p><b>Toiletries</b> - Personal hygiene and sanitation items</p> 
<p><b>Toolkit</b> – pliers, screwdriver, duct tape, hammer . . .</p> 	<p><b>Personal Protective Equipment</b></p> 	<p><b>Cell phone charger</b> – solar &amp; car</p> 
<p><b>Fire extinguisher &amp; First Aid kit</b></p> 	<p>Extra house and car <b>keys</b></p> 	<p><b>Container</b> to store items</p> 
<p><b>Cash (small bills)</b> \$1's, 5's &amp; 10's. Credit cards</p> 	<p><b>Pet items</b></p> 	<p><b>Comfort items</b> -toys</p> 
<p><b>Emergency Documents</b> (keep in plastic bag) Insurance/personal documents</p> 	<p><b>Contact list</b> – friends, family, neighbors</p> 	<p><b>Out-of-state contact</b> List out-of-state friend or relative you can call. Long distance phone lines are often free when local phone lines are jammed.</p>

- \* Use 911 for life threatening emergencies only
- \* Calabasas website – [www.cityofcalabasas.com](http://www.cityofcalabasas.com)
- \* Calabasas City Hall 818.224.1600
- \* Lost Hills Sheriff Station 818.878.1808
- \* CHP 800.835.5247
- \* Southern California Edison 800.655.4555
- \* Southern California Gas 800.427.2200
- \* LA County Public Works 800.675.4357
- \* Los Robles Medical Center 805.497.2727
- \* West Hills Hospital 818.676.4000
- \* Exer Urgent Care (Calabasas) 818.880.2225



*Out-of-state contact*

List out-of-state friend or relative you can call. Long distance phone lines are often free when local phone lines are jammed. Let them know they are your contact & to keep track of calls.

**Out-of-state contact info:** Name/phone/email  
**Your information for out-of-state contact:** Name/phone/email

## Earthquake Preparedness Tips

### *Prepare Your Household Before*

- \* Secure items (water heater, major appliances, TV's, mirrors and picture frames.) Store heavy and breakable items on low shelves.
- \* Create a family emergency plan with an out-of-state contact. ID safe spots in each room.
- \* Make your emergency supply kits (home, work, car)
- \* Take a CERT class to be self-sufficient.
- \* Consider earthquake insurance.

### *Survive During*

- \* Drop, Cover and Hold on until the shaking stops.
- \* If indoors, stay there; if outdoors get into an open area away from trees, buildings, walls & power lines.
- \* If driving, pull over to side of road and stop.
- \* If in bed, stay there, hold on and protect your head.
- \* If in a high-rise building, expect fire alarms & sprinklers to go off. Do not use elevators.

### *Be Safe After*

- \* Expect aftershocks
- \* Provide assistance to others, if trained.
- \* If in a damaged building, go outside and move away from the building.
- \* Do not enter damaged buildings.
- \* Check for gas & water leaks, broken electrical or sewage. If damaged, turn off at source & report to utility company. Check for downed power lines; warn others to stay away.
- \* Check building for cracks and damage.
- \* Turn on your portable radio and monitor situation.
- \* If you evacuate, leave a message at your home telling family members where they can find you.
- \* Use text messages instead of email. Text requires less bandwidth.

## Wildfire Preparation Tips

### *Ready ! - Get ready*

- \* Create defensible space from house (200'), maintain landscaping.
- \* Keep house & yard clear of debris. Do brush clearance regularly.
- \* Safeguard or "Harden" your home to keep embers out – keep property clear of debris (decks, patio cover, rain gutters).
- \* Have a family communications plan.
- \* Properly seal openings on house (vents, chimney).
- \* Know your neighbors!

### *Set ! - Be prepared*

#### INDOORS:

- \* Keep shoes and flashlight handy.
- \* Create your wildfire plan.
- \* Close blinds if they are fire-resistant. Remove flammable window coverings. Leave doors/windows unlocked.
- \* Move flammable furniture to middle of room away from windows and doors.
- \* Leave your lights on for firefighters.

#### OUTDOORS:

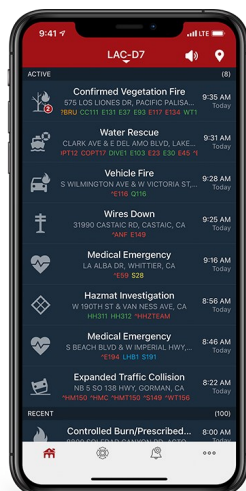
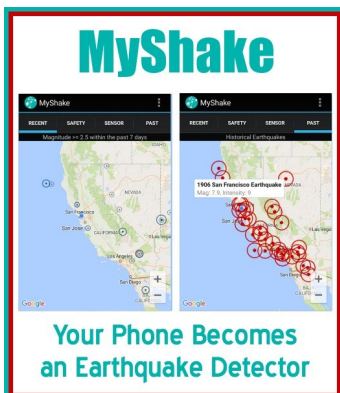
- \* Face car towards street with windows closed. Keep your keys handy.
- \* Close garage door, unlocked, disconnect garage door opener in case of power failure.
- \* Locate your pets and close the dog/cat door.
- \* Move combustible yard furniture away from house.
- \* Shut off gas meter, pilot lights and propane tanks. Move propane BBQ away from structures.
- \* Connect garden hoses, don't leave sprinklers on or water running.
- \* Have a ladder available.

### *Go! - Act early*

- \* Put emergency supply kit in your vehicle.
- \* Monitor social media and radio/TV.
- \* Leave if an evacuation order is given.
- \* Be prepared to evacuate those in need of special assistance and possibly pets and equine.
- \* An **Evacuation Order** is a directive from the Sheriff and/or Fire Department to leave your home or business immediately for your own safety.
- \* Failure to follow an evacuation order may result in injury or death.



PulsePoint



First Aid App

Earthquake App



October 2022