



**CITY of CALABASAS**  
**CITY COUNCIL AGENDA REPORT**

---

**DATE: JUNE 8, 2022**

**TO: HONORABLE MAYOR AND COUNCILMEMBERS**

**FROM: KINDON MEIK, CITY MANAGER  
RON AHLERS, CHIEF FINANCIAL OFFICER**

*RA*

**SUBJECT: ADOPTION OF RESOLUTION NO. 2022-1792, APPROVING THE OPERATING AND CAPITAL IMPROVEMENT BUDGETS FOR JULY 1, 2022 THROUGH JUNE 30, 2023, PROVIDING FOR THE APPROPRIATIONS AND EXPENDITURES FOR ALL SUMS SET FORTH IN SAID BUDGET; ADOPTION OF RESOLUTION NO. 2022-1793, ESTABLISHING THE APPROPRIATIONS LIMIT FOR FISCAL YEAR 2022-2023; ADOPTION OF RESOLUTION NO. 2022-1794, APPROVING A SALARY SCHEDULE FOR PERMANENT EMPLOYEES AND RESCINDING RESOLUTION NO. 2021-1742; AND ADOPTION OF RESOLUTION NO. 2022-1795, APPROVING A BENEFITS PROGRAM FOR PERMANENT EMPLOYEES AND RESCINDING RESOLUTION NO. 2021-1742**

**MEETING DATE: JUNE 22, 2022**

---

**SUMMARY RECOMMENDATION:**

Staff recommends the City Council adopt Resolution No. 2022-1792, approving the fiscal year (FY) 2022-23 and FY 2023-24 budgets; Resolution No. 2022-1793, establishing the Appropriations Limit for FY 2022-23, Resolution No. 2022-1794 approving a salary schedule for full-time employees and Resolution No. 2022-1795 approving a benefits program for full-time employees.

**BACKGROUND:**

The annual budget serves as a major policy document and describes how the City intends to finance its services and infrastructure. The budget is a reflection of the City's policies, goals, and priorities for the upcoming fiscal year (July 1 thru June 30). The annual budget is a planning tool that assists the City Council and staff in planning for the future and learning from the past.

The City of Calabasas (City) budget has two primary components: the Operating Budget and the Capital Budget. The Operating Budget includes personnel costs, program costs and facility operating costs. It is funded primarily through a variety of taxes: property, sales, utility users and franchise. Other sources of revenue include permit fees such as building and development fees; charges for services; fines and other smaller sources of revenue such as interest on investments.

The Capital Improvement Budget funds major improvements to City facilities and infrastructure and is an annually revised document. It is supported through multiple funding sources: Gas Taxes, Prop A & C, Measures R & M, grants, America Rescue Plan Act (ARPA) and the Deferred Maintenance Fund as well as other smaller sources of funding.

City Council holds a public hearing on the proposed operating and capital budgets and then approves the budget at the last Council meeting in June.

**DISCUSSION/ANALYSIS:**

The FY 2022-23 and 2023-24 budgets are presented to the City Council for consideration. The total budget is approximately \$73.8 million. As is typical, this report shall focus on the City's General Fund.

## GENERAL FUND REVENUES

	2019-20 ACTUALS	2020-21 ACTUALS	FY 2021-22		FY 2022-23
			Current BUDGET	Revised Estimate	For Approval BUDGET
Property Taxes	3,839,932	4,010,563	4,200,000	4,200,000	4,400,000
Sales Tax	5,979,032	6,885,572	7,500,000	7,500,000	7,400,000
Franchise Fees	768,308	826,445	830,000	830,000	855,000
Transient Occup. Tax	1,571,867	983,758	1,600,000	1,750,000	2,000,000
Utility Users Tax	2,854,143	3,001,556	3,025,000	3,025,000	3,050,000
Vehicle License Fee	2,619,375	2,724,328	2,775,000	2,775,000	2,900,000
Building Fees	1,627,826	1,296,701	1,345,000	1,345,000	1,345,000
All other revenues	3,411,001	3,050,633	3,704,207	3,509,698	3,310,707
<b>Total Revenues</b>	<b>22,671,484</b>	<b>22,779,556</b>	<b>24,979,207</b>	<b>24,934,698</b>	<b>25,260,707</b>

Property Taxes are increasing \$200,000 next fiscal year. This is attributable to sales prices increasing as well as the annual Prop 13 adjustment to assessed values of 2%. Next year's estimate is \$4.4 million. Traditionally, a stable source of revenue for the City; not dependent on the condition of the economy.

Sales Tax has been the surprise these past two years. Calabasas is one of about eight cities in LA County that experienced increases in sales taxes during the shutdown. Next year, the projection is for a decrease of about \$100,000 over this year from \$7,500,000 to \$7,400,000. This source of revenue can be volatile since it is wholly dependent on the sale of taxable goods.

Franchise Fees are derived from electricity, natural gas and cable television (TV). This is a stable source of revenue with electricity and natural gas usually increasing while cable tv franchise fees are on a slight decline.

Transient Occupancy Tax decreased from \$1.6 million in FY 2019-20 to \$1 million in FY 2020-21. This year's estimate is \$1,750,000 and next year's is \$2 million. The year prior to the shutdown was about \$2.2 million. Staff is projecting a steady increase in this revenue but not yet a full recovery from the economic shutdown. This revenue source can vary significantly depending on economic conditions. The Cambria Hotel has opened and the City has received checks from the hotel since December 2021. Staff did not estimate any increased revenue from the additional 51 rooms at the Hilton since it has not received an occupancy permit.

Utility Users Tax (UUT) of \$3 million for next year is an increase of \$25,000 from the current year. The UUT is applied to electricity, natural gas, phone and cell phone.

This is also a stable, increasing source of income since generally electricity and natural gas and cell phone usage are increasing, even during economic slowdowns.

Vehicle License Fees are distributed by the State twice yearly in January and May. This revenue is a calculation based on the growth in real property assessed value. Therefore, the growth rate is similar to the growth in property taxes. Staff estimates this revenue to increase to \$2.9 million next year.

Building Fees are estimated at \$1,345,000 for this current year, FY 2021-22, and the same amount is estimated for next year, FY 2022-23.

The last category is for all the other revenues in the General Fund. This ranges from interest income (\$200,000) to senior center fees (\$285,000), etc.

## GENERAL FUND EXPENSES

			FY 2021-22		FY 2022-23
	2019-20 ACTUALS	2020-21 ACTUALS	Current BUDGET	Revised Estimate	For Approval BUDGET
Legislative & Policy	81,362	70,936	95,000	111,500	124,000
Boards & Commissions	3,964	4,653	14,100	14,100	14,000
Legal	530,680	401,505	314,000	315,187	313,000
City Clerk	111,571	81,103	44,200	75,200	139,200
Admin Services	26,884	68,370	9,100	51,100	34,000
Non Departmental	3,381,694	3,584,674	3,768,300	3,782,992	3,715,907
Personnel Services	9,744,725	8,332,225	8,988,531	8,579,773	9,715,809
Civic Center O & M	264,286	228,410	214,200	238,200	262,000
City Management	11,546	10,173	23,300	12,900	12,900
Financial Management	99,736	98,977	386,800	102,350	471,800
Payroll & Revenue	70,276	65,145	62,900	67,800	0
Public Information	247,979	128,330	118,450	165,850	147,350
Information Technology	204,883	105,157	190,150	174,300	287,300
Telecom Regulation	10,598	7,374	0	1,000	0
LA Sheriff	4,651,188	4,848,335	5,017,100	5,007,100	5,107,100
LA Fire District	20,810	20,810	20,900	20,900	20,900
Public Safety & Emerg	75,459	37,885	71,600	71,100	71,100
LA Animal Services	48,455	41,496	50,000	50,000	50,000
PW Admin/Engineer	116,250	166,121	180,600	180,605	180,600
Street Maintenance	811,510	702,902	606,200	649,700	606,200
Water Quality	299,399	284,960	243,000	243,000	270,900
General Landscape	507,254	573,981	639,500	665,018	639,500
Transportation Planning	2,388	607	4,500	4,500	4,500
Transport Eng/Operations	255,420	277,026	331,800	428,800	331,800
Intergovernment Reltaions	93,590	30,141	107,900	107,900	116,150
Comm Dev Admin	249,082	135,266	164,600	201,600	167,300
Planning Projects & Studies	169,677	368,401	416,550	416,650	417,500
Building Inspection	828,378	776,202	723,750	725,611	638,500
Code Enforcement	51,738	202,575	30,100	73,271	52,000
Comm Serv Management	1,234	428	43,700	43,928	56,700
Creekside Park	9,153	6,777	11,800	11,800	11,800
De Anza Park	221,000	86,229	302,300	302,300	288,000
Park Maintenance	199,213	156,561	170,600	171,600	142,600
School Joint Use	121,278	176,296	182,100	217,455	182,100
Special Events	317,470	83,356	399,500	344,200	359,200
Klubhouse Preschool	1,477	6,617	5,000	5,000	5,000
Senior Center	277,594	220,540	284,800	300,644	290,800
Total Expenditure	24,119,200	22,390,544	24,236,931	23,934,934	25,247,516

The table above summarizes the General Fund budget expenditures by department. Please note the department labeled, "Non Departmental", for FY 2022-23 shows expenses of \$3.7 million. The majority of which is composed of the following:

- \$1,840,000 Debt Service payment
- \$1,060,907 for insurance premiums to California Joint Powers Insurance Authority (CJPIA)
- \$250,000 Contribution to Parent Faculty Clubs (PFC) at the local schools

The department labeled, "Personnel Services" consolidates all the General Fund wages, salary, health insurance, CalPERS payments, etc. for all full-time and part-time staff supported by the General Fund. As noted earlier, staff has estimated a COLA of 5.35% and other increases for CalPERS retirement contributions and medical insurance premiums. The City has experienced employee turnover the last 12-24 months. This turnover has limited the dollar impact of the 5.35% COLA; because the employees who left were paid at Step 10 while the new employees are generally starting at the lower steps (1,2 or 3). This has created "salary savings" for the budget.

#### GENERAL FUND BUDGET OVERVIEW

The table below depicts the General Fund revenue, expenses and fund balance for the past two fiscal years actuals, this current year budget and estimate along with next year's proposed budget.

	2019-20 ACTUALS	2020-21 ACTUALS	FY 2021-22		FY 2022-23
			Current BUDGET	Revised Estimate	For Approval BUDGET
Revenues	22,395,864	22,410,195	24,160,000	24,417,630	24,416,500
Transfers In	275,620	369,361	819,207	517,068	844,207
Total Revenues	22,671,484	22,779,556	24,979,207	24,934,698	25,260,707
Expenditures	22,694,704	20,547,893	22,397,931	21,957,934	23,379,516
Transfers Out	1,424,496	1,842,651	1,839,000	1,977,000	1,868,000
Total Expenditures	24,119,200	22,390,544	24,236,931	23,934,934	25,247,516
Surplus / (Deficit)	(1,447,716)	389,012	742,276	999,764	13,191
Fund Balance, Begin	13,729,302	12,281,586	12,670,598	12,670,598	13,670,362
Fund Balance, End	12,281,586	12,670,598	13,412,874	13,670,362	13,683,553

FY 2019-20 earned revenues of \$22,671,484 with expenditures totaling \$24,119,200; therefore, a deficit of \$1,447,716, resulting from the shutdown of the economy in March 2020. The City's Sales Tax and Transient Occupancy Tax decreased during those last few months of the FY 2019-20. FY 2020-21 saw a continuation of the shutdown in various degrees. Revenues totaled \$22,779,556 with expenditures of \$22,390,544 for a surplus of \$389,012. This year's (FY 2021-22) revised estimate show a surplus \$999,764. Next year's proposed budget for FY 2022-23 has estimated revenues of \$25,260,707 and expenditures estimated \$25,247,516 for an estimated surplus of \$13,191 (i.e. balanced budget) in the General Fund.

## CITY-WIDE BUDGET OVERVIEW

The table below depicts the entire City for the past two fiscal years actuals, this current year budget and estimate along with next year's proposed budget. The FY 2022-23 proposed budget city-wide shows a deficit of \$4,768,411. This decrease in fund balance is due to the proposed capital infrastructure investment for next year. This is using money received from the American Rescue Plan Act (ARPA) funds for capital projects as outlined in the five-year CIP.

	2019-20 ACTUALS	2020-21 ACTUALS	FY 2021-22		FY 2022-23
			Current BUDGET	Revised Estimate	Proposed BUDGET
Revenues	46,874,460	41,681,655	53,156,125	52,010,121	50,652,713
Transfers In	8,222,542	9,366,664	14,917,707	11,354,249	17,443,707
Total Revenues	55,097,002	51,048,319	68,073,832	63,364,370	68,096,420
Expenditures	42,576,336	41,564,690	52,277,139	50,910,612	56,409,428
Transfers Out	8,222,542	9,366,664	13,807,707	11,387,725	17,443,707
Total Expenditures	50,798,878	50,931,354	66,084,846	62,298,337	73,853,135
Surplus / (Deficit)	4,298,124	116,965	1,988,986	1,066,033	(5,756,715)
Fund Balance, Begin	45,174,233	49,472,357	49,589,322	49,589,322	50,655,355
Fund Balance, End	49,472,357	49,589,322	51,578,308	50,655,355	44,898,640

## GANN APPROPRIATIONS LIMIT

In November 1979, the California voters passed Proposition 4 (Article XIII B – "Gann Limit"), which places a ceiling on the amount a local government can spend from "the proceeds of taxation." This limit is known as "the Gann Limit" and for Calabasas, is based on 1992-93 tax expenditures and was adjusted annually for inflation and population growth. According to the Revenue and Taxation Code, Section 7910, local governments must establish its appropriations limit by resolution each year at a regularly scheduled meeting or a noticed special meeting.

Because of Proposition 111, the City is required to choose between two annual inflation factors and two population growth factors for the establishment of the Limit. The choice offered for the annual inflation factor is the greater of (1) the growth in California per capita income, or (2) the growth in non-residential assessed valuation due to new construction within the City. This year, the calculation was based on the growth in California per capita income of 7.55%.

The choice offered for the annual population growth factor is the greater of the growth in City or County population. Based on growth rates for both the City of Calabasas and the County of Los Angeles provided by the California Department of

Finance, the appropriation limit was calculated using the County of Los Angeles population growth factor of **negative -0.71%**.

The application of the annual growth factors to the FY 2021-22 limit resulted in a FY 2022-23 limit of \$38,481,256.

CITY of CALABASAS  
**GANN APPROPRIATIONS LIMIT CALCULATION**  
 FY 2022-2023

(A)	PRIOR YEAR'S GANN LIMIT 2021-22	\$ 36,034,513
(B)	PRICE FACTOR	1.0755
(C)	POPULATION FACTOR	0.9929
(D) = (B) X (C)	ANNUAL COMBINED FACTOR	1.0679
(E) = (A) X [(D)-1]	ANNUAL ADJUSTMENT	\$ 2,446,743
(F) = (A) + (E)	CURRENT YEAR GANN LIMIT 2021-22	<b>\$ 38,481,256</b>

The amount in the City's 2022-23 budget subject to the Limit (net proceeds of taxes, including interest earnings) totals \$33,244,685. This amount is well within the required limit:

2022-23 Appropriation Limit	\$ 38,481,256
2022-23 Appropriations Subject to Limit	\$ 33,244,685
Amount Under Limit:	\$ 5,236,571

Resolution No. 2022-1793 (Attachment 3) sets forth the Gann Appropriations Limit for the City of Calabasas for FY 2022-23.



SALARY & BENEFITS RESOLUTION ~ SPLIT IN TWO

This year staff is splitting the Salary & Benefits Resolution into two separate resolutions. The Salary Resolution lists the full-time position title and the salary schedule number along with the complete Salary Schedule for the City. The salary schedule details the bi-weekly pay by salary schedule number and each of the ten steps. The Benefits Resolution describes each benefit the City Council authorizes for the full-time employees of the City.

SALARY RESOLUTION

On an annual basis, the City Council adopts a new salary resolution for permanent full-time employees for the upcoming fiscal year. This resolution approves employee position titles and salary ranges. Resolution No. 2022-1794 provides for the salary range schedule incorporated in this resolution.

Beginning with the paycheck of July 15, 2021, the salary schedule provides a 5.35% Cost Of Living Adjustment (COLA) for all permanent full-time employee positions (with the exception of the City Council and City Manager). The City Manager salary increased by 5.00% from \$20,000 monthly to \$21,000 monthly.

The City Manager has approved the creation of new position titles: Emergency Services Manager, Public Works Superintendent, Senior Management Analyst, Senior Information Technology Specialist, Maintenance Inspector, Assistant Engineer, Librarian, Information Technology Specialist, Maintenance Technician II and Maintenance Technician I.

In addition, the City Manager has moved certain position titles to higher salary schedules.

Assistant to the City Clerk	from P87	to P102
Human Resources Specialist	from P112	to P122
Accounting Supervisor	from P132	to P147
Recreation Manager	from P140	to P152
Administrative Services Manager	from P157	to P162

## BENEFITS PROGRAM RESOLUTION

There are numerous changes to the benefits program resolution. A number of the changes provide clarification of the actual benefit and there are restorations of benefits that were suspended during the pandemic. Below is a list of the substantive changes to the benefits program resolution.

Section 3. Automobile Allowance ~ Added a specific list of position titles that receive this benefit along with the monthly dollar amount.

Section 4. Retirement ~ Listing of specific benefits provided in the CalPERS contract.

Section 7. Deferred Compensation 457 Plan Contribution ~ The 2% City match was restored in January 2022. Added language that states the 457 loan payments are not a part of the 2% City match calculation.

Section 9. Retiree Medical Insurance ~ Added this entire section to state the City provides retiree medical insurance coverage under certain criteria for all full-time city employees who retire from the City.

Section 13. Flexible Spending Account ~ Added language to state the employee is responsible to pay the administrative fee for this benefit.

Section 15. Holiday ~ Clarified that the half day holiday on New Year's Eve begins at 12:00pm.

Section 16. Vacation Leave ~ Restoration of the vacation leave cash out for all city full-time employees.

Section 17. Sick Leave ~ Restoration of the sick leave cash out for all city full-time employees. Includes a section for full-time city employees, upon retirement, the option to cash out sick leave up to 150 hours.

Section 21. Fitness/Recreation Programs ~ Add language to clarify that the City provides retired City Council Members a one-person, lifetime, non-transferable membership to the Calabasas Tennis and Swim Center.

Section 22. Uniforms and Safety Equipment ~ New section to state the City provides uniform shirts and safety boots to certain employees.

**FISCAL IMPACT/SOURCE OF FUNDING:**

The Detailed Budget FY 2022-23 & 2023-24 as presented.

**REQUESTED ACTION:**

- Adopt Resolution No. 2022-1792 approving the Operating and Capital Improvement Budget from July 1, 2022 through June 30, 2023, providing for the appropriations and expenditures for all sums set forth in said budget and repealing all resolutions in conflict herewith.
- Adopt Resolution No. 2022-1793 establishing the appropriations limit for FY 2022-23.
- Adopt Resolution No. 2022-1794, Approving a salary schedule for permanent employees and rescinding Resolution No. 2021-1742.
- Adopt Resolution No. 2022-1795, Approving a benefits program for permanent employees and rescinding Resolution No. 2021-1742.

**ATTACHMENTS:**

1. Detailed Budget FY 2022-23 & 2023-24
2. Resolution No. 2022-1792
3. Resolution No. 2022-1793
4. Resolution No. 2022-1794
5. Resolution No. 2022-1795

**RESOLUTION NO. 2022-1792**

**A RESOLUTION OF THE CITY COUNCIL OF THE CITY OF CALABASAS, CALIFORNIA, APPROVING THE OPERATING AND CAPITAL IMPROVEMENT BUDGET FOR THE CITY FOR THE FISCAL YEAR JULY 1, 2022 THROUGH JUNE 30, 2023, PROVIDING FOR THE APPROPRIATIONS AND EXPENDITURES OF ALL SUMS SET FORTH IN SAID BUDGET AND REPEALING ALL RESOLUTIONS IN CONFLICT HEREWITH.**

**WHEREAS**, the City Manager has submitted to the City Council of Calabasas a City Manager Recommended budget for the fiscal year (FY) July 1, 2022 through June 30, 2023; and

**WHEREAS**, after examination, deliberation and due consideration, the City Council has approved the same; and

**WHEREAS**, it is the intention of this City Council to adopt the budget submitted by the City Manager during the June 22, 2022 Council Meeting.

**NOW, THEREFORE, BE IT RESOLVED** by the City Council of the City of Calabasas, California, as follows:

1. That certain document referred to as the "Detailed Budget FY 2022-23 & 2023-24" presented by the City Manager is hereby adopted and the appropriations for the annual budget of the City of Calabasas for the FY July 1, 2022 through June 30, 2023 is hereby approved.
2. The several amounts stated in the annual budget shall become and thereafter be appropriated to the offices, departments, activities, objects and purposes stated therein and said monies are hereby authorized to be expended for the purposes and objects specified in said budget.
3. Total authorized full-time permanent employees is 79 for FY 2022-23.
4. All revenue in excess of expenditures and encumbrances as of the close of FY 2021-22 not otherwise re-appropriated above are hereby appropriated to the applicable fund operating reserve on June 30, 2022.


All resolutions in conflict herewith are hereby expressly repealed. This resolution shall become effective immediately upon adoption.

The City Clerk shall certify to the adoption and shall cause the same to be processed in the manner required by law.


**PASSED, APPROVED AND ADOPTED** this 22<sup>nd</sup> day of June 2022.

  
\_\_\_\_\_  
Mary Sue Maurer, Mayor

ATTEST:

  
\_\_\_\_\_  
Maricela Hernandez, City Clerk  
Master Municipal Clerk  
California Professional Municipal Clerk

APPROVED AS TO FORM:

  
\_\_\_\_\_  
Matthew T. Summers  
Colantuono, Highsmith & Whatley, PC  
City Attorney

STATE OF CALIFORNIA       )  
COUNTY OF LOS ANGELES    ) §  
CITY OF CALABASAS         )


I, **MARICELA HERNANDEZ, MMC, CPMC** City Clerk of the City of Calabasas, California, **DO HEREBY CERTIFY** that the foregoing resolution, being **Resolution No. 2022-1792** was duly adopted by the City Council of the City of Calabasas, at their regular meeting held on June 22, 2022, and that it was adopted by the following vote, to wit:

AYES:       Mayor Maurer, Mayor pro Tem Shapiro, Councilmembers Bozajian, Kraut and Weintraub.

NOES:       None.

ABSTAIN:   None.


ABSENT:    None.



Maricela Hernandez, City Clerk  
Master Municipal Clerk  
California Professional Municipal Clerk  
City of Calabasas, California

# BUDGET-IN-BRIEF

FISCAL YEAR 2022/2023



## Budget Synopsis

The budget remains conservative as the City expects a return of revenues and expenditures to pre-pandemic levels from two years ago. As proposed the General Fund is balanced and anticipates a small surplus. The City will continue to invest in its infrastructure of roads, bridges, parks, library and tennis/swim center.



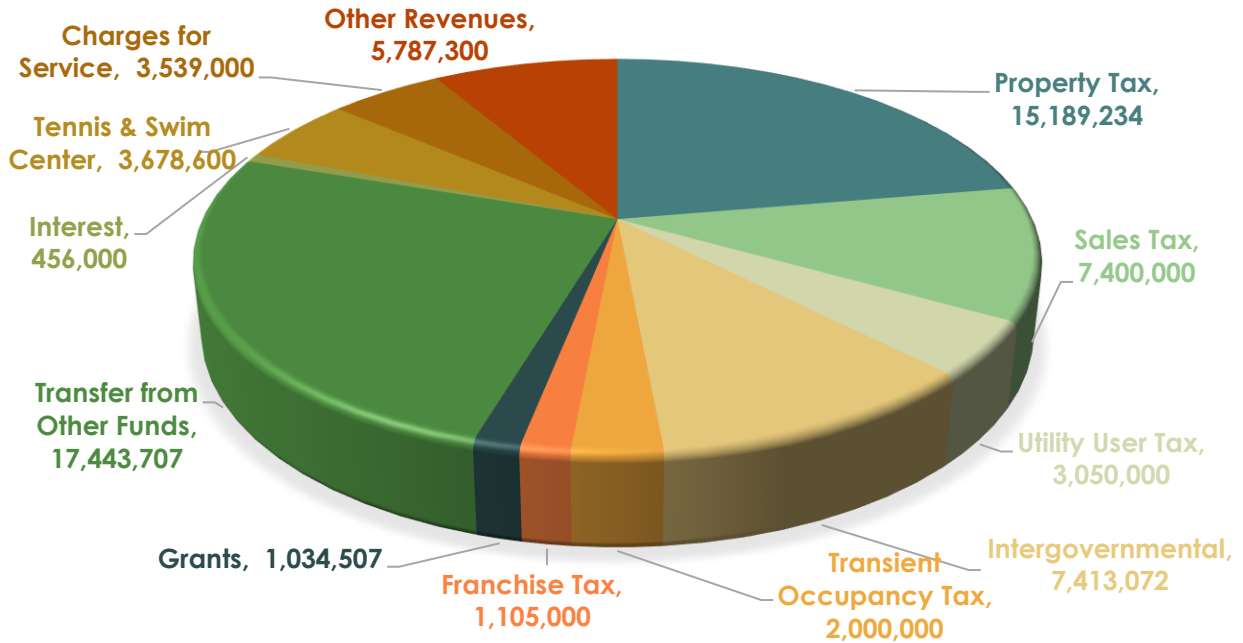
## Budget Revenues & Expenditures

The total city budget appropriations are approximately \$73.8 million. Total revenues amount to \$68.1 million. The difference of \$5.7 million is due to the city using reserves to invest in the infrastructure of parks, roads, technology and other improvements.

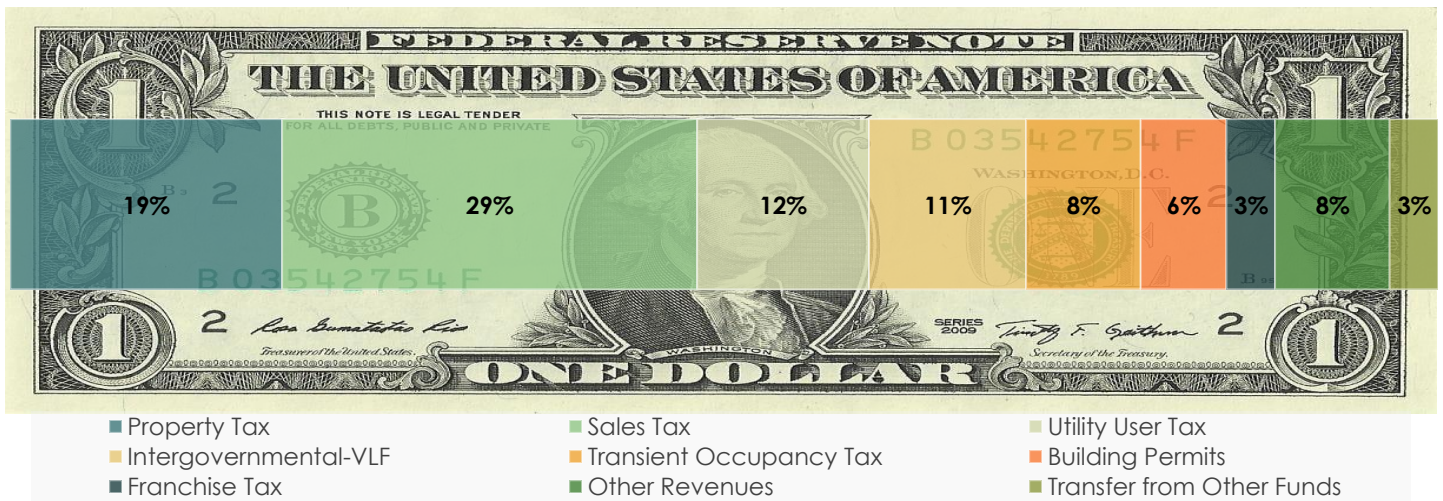
Property Taxes is the largest source of revenue with an amount of \$15.2 million. Property Taxes support the General Fund, Library Fund and the Landscape Maintenance Districts. Sales Tax is the second largest source of funding at \$7.4 million and supports the general functions of the City. Utility Users Taxes is a 5% tax on electricity, natural gas and phone services and amount to \$3 million. Intergovernmental revenues are derived from the Federal government, State of California and Los Angeles County and are estimated at \$7.4 million. The pie chart on the following page depicts the revenue sources graphically.

Total expenditures are \$73.8 million and include Salaries & Benefits of \$12.9 million; Operations and Maintenance of \$10.7 million; Capital Projects \$14.9 million; Police services \$5.1 million; utilities \$0.6 million; Tennis and Swim Center \$3.9 million.

## Total Revenues - \$ 68,096,420



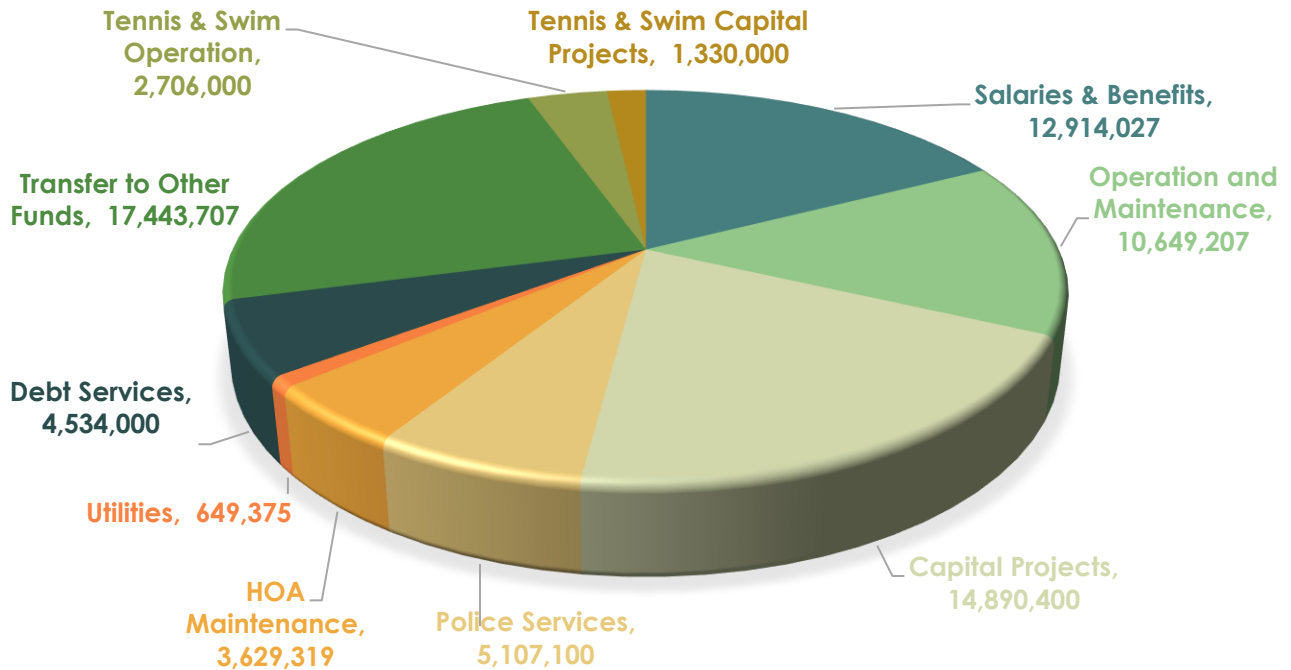
## General Fund Revenues



Funding Sources	Amount
Property Tax	4,725,000
Sales Tax	7,400,000
Utility User Tax	3,050,000
Intergovernmental-VLF	2,900,000
Transient Occupancy Tax	2,000,000
Building Permits	1,495,000
Other Revenue	1,991,500
Franchise Tax	855,000
Transfer from other Funds	844,207
<b>Total</b>	<b>\$25,260,707</b>



## Total Expenditures - \$73,853,135



## General Fund Expenditures



- Salaries & Benefits
- Operation & Maintenance
- Police Services
- Utilities
- Capital Projects
- Transfer to Other Funds

Expenditures	Amount
Salaries & Benefits	9,715,809
Operation & Maintenance	7,601,107
Police Services	5,107,100
Utilities	487,400
Capital Projects	468,100
Transfer to Other Funds	1,868,000
<b>Total</b>	<b>\$25,247,516</b>



CITY *of* CALABASAS

**CITY OF CALABASAS  
BUDGET SUMMARY BY FUND  
Fiscal Years 2022/23 and 2023/24**

4/25/2022  
version

FUND	DESCRIPTION	Estimated Beginning Fund Balance 7/1/2022	Proposed Activity FY 2022/23 - Recommended				Estimated Fund Balance 6/30/2023	Proposed Activity FY 2023/24 - Recommended				Estimated Fund Balance 7/1/2024
			REVENUES	EXPENSES	INTERFUND TRANSFERS			REVENUES	EXPENSES	INTERFUND TRANSFERS		
					IN	OUT				IN	OUT	
						13,191					(141,572)	
	<b>GENERAL FUND</b>											
10	GENERAL FUND	13,670,362	24,416,500	23,379,516	844,207	1,868,000	13,683,553	25,628,360	23,901,932	857,607	1,868,000	14,399,588
	<b>SPECIAL REVENUE FUNDS</b>											
11	RECOVERABLE PROJECTS	0	500,000	500,000	0	0	0	520,000	520,000	0	0	0
12	SOUTH COAST AIR QLTY MGMT DIST	208,188	35,000	140,000	0	0	103,188	36,400	0	0	0	139,588
13	PARK & RECREATION IMPROVEMENT	(12,587)	186,900	187,000	0	0	(12,687)	(104)	0	0	0	(12,791)
14	AB 939	1,553,337	267,000	187,359	0	0	1,632,978	277,680	194,983	0	0	1,715,675
15	GAS TAX	1,122,282	517,000	36,224	0	674,000	929,058	537,680	37,723	0	674,560	754,455
16	TRAFFIC MITIGATION FEES	1,699,546	67,000	0	0	0	1,766,546	69,680	0	0	0	1,836,226
18	AFFORDABLE HOUSING	1,678,478	17,000	0	0	0	1,695,478	17,680	0	0	0	1,713,158
19	LAS VIRGENES/LOST HILLS B & T	1,815,671	18,000	0	0	0	1,833,671	18,720	0	0	0	1,852,391
20	PROP A	903,221	436,000	54,255	0	411,200	873,766	453,440	56,468	0	412,160	858,578
21	LMD 22 - AD VALORUM	6,770,617	2,273,200	1,183,924	0	2,750,000	5,109,893	2,364,128	1,195,011	0	0	6,279,011
22	LLAD 22 - HOA	754,596	3,388,826	3,195,943	0	0	947,479	3,524,379	3,294,091	0	0	1,177,767
24	LLAD 24	(111,920)	226,100	319,982	0	0	(205,802)	235,144	330,647	0	0	(301,305)
25	PROP C	516,970	367,100	47,391	0	419,300	417,379	381,784	49,324	0	423,700	326,139
26	TDA-TRANSP DEVELOP ACT	(10,864)	2,900	0	0	0	(7,964)	3,016	0	0	0	(4,948)
27	LLAD 27	2,453	393,800	333,267	0	0	62,986	409,552	342,973	0	0	129,564
28	LIBRARY	2,767,192	2,759,700	2,100,376	3,000	1,027,000	2,402,516	2,870,088	2,174,217	3,000	1,027,000	2,074,387
29	TRANSIT	(138,084)	19,800	829,200	803,500	33,000	(176,984)	20,592	862,368	803,500	34,320	(249,580)
30	STORM DAMAGE	0	0	0	0	0	0	0	0	0	0	0
32	LLAD 32	(103,490)	36,908	64,355	0	0	(130,937)	38,384	66,204	0	0	(158,757)
33	USED OIL GRANT	(8,044)	10,900	7,000	0	0	(4,144)	11,336	7,280	0	0	(88)
34	MEASURE R - MTA LOCAL RETURN	(792,984)	289,300	48,911	0	132,000	(684,595)	300,872	50,914	0	132,000	(566,637)
35	Community Dvelopment Block Grant	10,562	75,200	85,000	0	0	762	78,208	88,400	0	0	(9,430)
36	GRANTS	1,721,511	1,017,207	0	0	1,409,207	1,329,511	1,057,895	0	0	234,207	2,153,199
37	LOCAL LAW ENFORCE BLOCK GRANT	0	0	0	0	0	0	0	0	0	0	0
38	COPS - AB3229 GRANT	168,930	100,800	100,000	0	0	169,730	104,832	104,000	0	0	170,562
45	American Rescue Plan Act	1,530,975	2,853,072	2,200,000	0	0	2,184,047	0	1,355,400	0	0	828,647
46	DISASTER RECOVERY	3,592,607	50,000	25,000	0	0	3,617,607	52,000	26,000	0	0	3,643,607
47	MEASURE M - MTA LOCAL RETURN	(1,174,049)	335,100	671,807	0	25,000	(1,535,756)	348,504	674,755	0	775,000	(2,637,007)
49	MEASURE M - TRAFFIC IMPROVEMENT	(1,412,171)	3,388,700	0	0	5,841,000	(3,864,471)	3,524,248	0	0	9,500,000	(9,840,223)
60	MANAGEMENT RESERVE	6,829,585	67,600	0	0	2,000,000	4,897,185	70,304	0	0	0	4,967,489
61	CALABASAS PARK IMPROVEMENTS	0	0	0	0	0	0	0	0	0	0	0
62	MEASURE W - SAFE CLEAN WATER	609,177	392,400	0	0	54,000	947,577	408,096	0	0	56,160	1,299,513
63	ROAD MAINT & REHAB (RMRA-SB1)	544,742	454,200	42,244	0	350,000	606,698	472,368	43,992	0	350,000	685,074
64	QUIMBY ACT	4,584	0	0	0	0	4,584	0	0	0	0	4,584
65	OAK TREE MITIGATION	(69,337)	(700)	0	0	0	(70,037)	(728)	0	0	0	(70,765)
67	EMERGENCY COVID19	(113,896)	(1,100)	0	0	0	(114,996)	(1,144)	0	0	0	(116,140)
	<b>Special Revenue Total</b>	<b>30,857,799</b>	<b>20,544,913</b>	<b>12,359,238</b>	<b>806,500</b>	<b>15,125,707</b>	<b>24,724,267</b>	<b>18,205,035</b>	<b>11,474,749</b>	<b>806,500</b>	<b>13,619,107</b>	<b>18,641,946</b>

**CITY OF CALABASAS  
BUDGET SUMMARY BY FUND  
Fiscal Years 2022/23 and 2023/24**

4/25/2022  
version

FUND	DESCRIPTION	Estimated Beginning Fund Balance 7/1/2022	Proposed Activity FY 2022/23 - Recommended					Estimated Fund Balance 6/30/2023	Proposed Activity FY 2023/24 - Recommended					Estimated Fund Balance 7/1/2024
			REVENUES	EXPENSES	INTERFUND TRANSFERS		REVENUES		EXPENSES	INTERFUND TRANSFERS				
					IN	OUT				IN	OUT			
							13,191						(141,572)	
	<b>CAPITAL PROJECT FUNDS</b>													
39	MEASURE R - MTA TRANS PROJECTS	622,194	6,400	0	0	350,000	278,594	6,656	0	0	350,000		(64,750)	
40	CAPITAL IMPROVEMENT	0	0	10,926,000	10,926,000	0	0	0	11,410,000	11,410,000	0		0	
41	CIVIC CENTER CONSTRUCTION	0	0	0	0	0	0	0	0	0	0		0	
42	CITY HALL CAPITAL	1,082,154	10,700	5,000	0	0	1,087,854	11,128	5,000	0	0		1,093,982	
48	LIBRARY CAPITAL REPLACEMENT	1,305,130	10,400	0	250,000	0	1,565,530	10,816	200,000	250,000	0		1,626,346	
70	DEFERRED MAINTENANCE	0	0	90,000	2,000,000	0	1,910,000	0	140,000	0	0		1,770,000	
	<b>Capital Project Fund Total</b>	<b>3,009,479</b>	<b>27,500</b>	<b>11,021,000</b>	<b>13,176,000</b>	<b>350,000</b>	<b>4,841,979</b>	<b>28,600</b>	<b>11,755,000</b>	<b>11,660,000</b>	<b>350,000</b>		<b>4,425,579</b>	
	<b>DEBT SERVICE FUNDS</b>													
80	CFD2018 (CFD98-1Com MelloRoos)	408,164	407,600	377,000	0	0	438,764	423,904	392,080	0	0		470,588	
81	1999 COP (Creekside,Civic Ctr)	0	0	0	0	0	0	0	0	0	0		0	
82	CFD 2001-1 (TheOaksMello-Roos)	0	0	0	0	0	0	0	0	0	0		0	
83	2005 COP (Refunding 1999 COP)	0	0	0	0	0	0	0	0	0	0		0	
84	CFD2017 (2006 Oaks Mello-Roos)	1,397,815	1,577,500	1,546,000	0	0	1,429,315	1,640,600	1,607,840	0	0		1,462,075	
85	2006 COP Civic CenterFinancing	0	0	0	0	0	0	0	0	0	0		0	
86	LAS VIRGENES PARKING ADMIN	0	0	0	0	0	0	0	0	0	0		0	
87	2015 COP (Civic Center Proj)	1,127	100	2,616,000	2,617,000	0	2,227	104	2,720,640	2,617,000	0		(101,309)	
	<b>Debt Service Total</b>	<b>1,807,107</b>	<b>1,985,200</b>	<b>4,539,000</b>	<b>2,617,000</b>	<b>0</b>	<b>1,870,307</b>	<b>2,064,608</b>	<b>4,720,560</b>	<b>2,617,000</b>	<b>0</b>		<b>1,831,355</b>	
	<b>CITY TOTALS</b>	<b>49,344,746</b>	<b>46,974,113</b>	<b>51,298,754</b>	<b>17,443,707</b>	<b>17,343,707</b>	<b>45,120,106</b>	<b>45,926,603</b>	<b>51,852,242</b>	<b>15,941,107</b>	<b>15,837,107</b>		<b>39,298,467</b>	
	<b>PROPRIETARY FUND</b>													
50	TENNIS & SWIM CENTER	1,310,608	3,678,600	5,110,674	0	100,000	(221,466)	3,825,744	5,537,423	0	104,000		(2,037,144)	
	<b>PROPRIETARY FUND TOTAL</b>	<b>1,310,608</b>	<b>3,678,600</b>	<b>5,110,674</b>	<b>0</b>	<b>100,000</b>	<b>(221,466)</b>	<b>3,825,744</b>	<b>5,537,423</b>	<b>0</b>	<b>104,000</b>		<b>(2,037,144)</b>	
	<b>AUTHORITIES</b>													
	Las Virgenes Parking Authority													
	<b>AUTHORITIES TOTAL</b>	<b>0</b>	<b>0</b>	<b>0</b>	<b>0</b>	<b>0</b>	<b>0</b>	<b>0</b>	<b>0</b>	<b>0</b>	<b>0</b>		<b>0</b>	
	<b>GRAND TOTALS 1</b>	<b>50,655,355</b>	<b>50,652,713</b>	<b>56,409,428</b>	<b>17,443,707</b>	<b>17,443,707</b>	<b>44,898,640</b>	<b>49,752,347</b>	<b>57,389,664</b>	<b>15,941,107</b>	<b>15,941,107</b>		<b>37,261,323</b>	

**DETAILED BUDGET FY 2022-23 FY 2023-24**

Budget Account	Account Name	FY 20/21 Actual	FY 21/22 Current Budget	FY 21/22 CY Estimate	FY 22/23 Request	FY 22/23 Recommended	FY 23/24 Recommended
<b>Fund: 10 - General Fund</b>							
<b>Revenue</b>							
<u>Division: 000 - Revenue</u>							
10-000-4010-00	Property Tax Secured	3,814,337	3,950,000	3,950,000	4,150,000	4,150,000	4,350,000
10-000-4010-01	Property Tax UnSecured	39,421	115,000	115,000	115,000	115,000	119,600
10-000-4010-02	Property Tax Unitary	2	-	-	-	-	-
10-000-4010-03	Property Tax Supplemental	98,934	60,000	60,000	60,000	60,000	62,400
10-000-4010-04	Property Tax Redemption	67,210	70,000	70,000	70,000	70,000	72,800
10-000-4010-05	Property Tax Refunds	(41,745)	(30,000)	(30,000)	(30,000)	(30,000)	(30,000)
10-000-4010-06	Property Tax Home Owner Exempt	18,318	20,000	20,000	20,000	20,000	20,800
10-000-4010-07	Property Tax Penalty	14,086	15,000	15,000	15,000	15,000	15,600
10-000-4010-10	Unsecured Prop Tax (not used)	-	-	-	-	-	-
10-000-4020-00	Sales and Use Tax	6,885,572	7,500,000	7,500,000	7,400,000	7,400,000	7,700,000
10-000-4030-00	Franchise Fee - Cable TV	310,706	300,000	300,000	300,000	300,000	312,000
10-000-4030-01	Franchise Fee Time Warner CP	-	-	-	-	-	-
10-000-4030-02	Franchise Fee TimeWarnSaratoga	-	-	-	-	-	-
10-000-4030-03	Franchise Fee Charter	-	-	-	-	-	-
10-000-4030-10	Franchise Fee - Edison	417,081	425,000	425,000	450,000	450,000	468,000
10-000-4030-20	Franchise Fee - Gas	98,658	105,000	105,000	105,000	105,000	109,200
10-000-4040-00	Transfer Tax	477,442	325,000	325,000	325,000	325,000	338,000
10-000-4050-00	Transient Occupancy Tax	983,758	1,600,000	1,750,000	2,000,000	2,000,000	2,200,000
10-000-4060-01	Utility Tax - Electric	1,841,004	1,925,000	1,925,000	1,975,000	1,975,000	2,075,000
10-000-4060-02	Utility Tax - Gas	526,393	500,000	500,000	500,000	500,000	520,000
10-000-4060-03	Utility Tax-Telecommunications	634,119	600,000	600,000	575,000	575,000	598,000
10-000-4140-00	Misc Permits & Fees	54,396	35,000	60,000	50,000	50,000	52,000
10-000-4140-01	Film Permits	8,848	30,000	30,000	30,000	30,000	31,200
10-000-4142-00	Rental Registration Fees	-	-	-	-	-	-
10-000-4160-00	Payroll Reimb-Little Learners	-	-	-	-	-	-
10-000-4163-00	Property Damage/Loss Reimburse	927,493	90,000	90,000	90,000	90,000	93,600
10-000-4163-10	Damage Reimb Woolsey Fire	-	-	-	-	-	-
10-000-4110-30	Investigative Fines	21,512	50,000	60,000	50,000	50,000	52,000
10-000-4110-50	Recoverable Admin Fee	22,449	20,000	20,000	20,000	20,000	20,800
10-000-4210-00	Traffic Fines	34,652	30,000	30,000	30,000	30,000	31,200
10-000-4220-00	False Alarm Fines	4,300	10,000	10,000	10,000	10,000	10,400
10-000-4310-00	Vehicle License Fee	2,724,328	2,775,000	2,775,000	2,900,000	2,900,000	3,025,000
10-000-4314-00	FED - CARES Act Funding(COVID)	199,142	-	-	-	-	-
10-000-4496-01	EG Access Fee Time Warner CP	-	-	-	-	-	-
10-000-4496-02	EG Access Fee TimeWarnSaratg	-	-	-	-	-	-
10-000-4496-03	EG Access Fee Charter	-	-	-	-	-	-
10-000-4420-00	Miscellaneous	7,442	15,000	35,000	15,000	15,000	15,600
10-000-4420-01	Misc-Fingerprinting Reimb	-	-	-	-	-	-
10-000-4420-02	Misc-IT Staff Reimbursement	-	-	-	-	-	-
10-000-4420-03	Misc - Cash Recon & Adj	(6,388)	-	-	-	-	-
10-000-4420-04	Misc - CFD Admin Fees	65,000	65,000	65,000	65,000	65,000	67,600
10-000-4420-05	Misc - Unrecognized Revenue	-	65,000	65,000	65,000	65,000	67,600
10-000-4420-06	Misc - ReimburseRetireeMedical	-	91,000	91,000	-	-	-
10-000-4457-00	Candidate/Election Fees	-	-	-	-	-	-
10-000-4466-00	Donations	-	-	-	-	-	-
10-000-4491-00	Code Enforcement Reimbursement	-	30,000	30,000	30,000	30,000	31,200
10-000-4496-00	EG Access Fee	105,871	110,000	110,000	110,000	110,000	114,400
10-000-4110-00	Building Fees	937,943	950,000	950,000	950,000	950,000	988,000
10-000-4110-01	Building Fees - Electrical	205,937	220,000	220,000	220,000	220,000	228,800
10-000-4110-02	Building Fees - Mechanical	63,166	75,000	75,000	75,000	75,000	78,000
10-000-4110-03	Building Fees - Plumbing	89,655	100,000	100,000	100,000	100,000	104,000
10-000-4110-10	Planning Fees	131,812	90,000	110,000	100,000	100,000	104,000
10-000-4110-20	Engineering Fees	37,258	50,000	50,000	50,000	50,000	52,000
10-000-4141-00	Bid & Plan	-	-	-	-	-	-
10-000-4311-00	Las Virgenes Parking Admin	87,922	130,000	130,000	130,000	130,000	135,200
10-000-4400-06	De Anza / LH After-School Camp	-	-	-	-	-	-
10-000-4415-06	AC Stelle Sports Leagues	2,151	35,000	35,000	35,000	35,000	36,400

**DETAILED BUDGET FY 2022-23 FY 2023-24**

Budget Account	Account Name	FY 20/21 Actual	FY 21/22 Current Budget	FY 21/22 CY Estimate	FY 22/23 Request	FY 22/23 Recommended	FY 23/24 Recommended
10-000-4421-00	Reimbursement for Sheriff Svc	-	60,000	60,000	60,000	60,000	62,400
10-000-4421-02	Rebates & Refunds	2,249	5,000	5,000	5,000	5,000	5,200
10-000-4421-03	Copy Fees	1,119	5,000	5,000	5,000	5,000	5,200
10-000-4421-04	Charging Station Fees	8,496	10,000	10,000	10,000	10,000	10,400
10-000-4421-10	De Anza Event Insurance	3,119	15,000	15,000	15,000	15,000	15,600
10-000-4440-00	Landfill - Road Maintenance	-	-	-	-	-	-
10-000-4450-01	Creekside PreSchool Registrati	-	-	-	-	-	-
10-000-4450-03	Creekside Holiday Camp	-	-	-	-	-	-
10-000-4450-04	Creekside Classes	-	-	130	-	-	-
10-000-4450-06	Creekside PR Reimbursement	78,346	94,000	94,000	94,000	94,000	97,760
10-000-4460-00	De Anza Recreation ProgramFees	37,637	65,000	65,000	65,000	65,000	67,600
10-000-4460-01	De Anza Youth Sport Leagues	56,050	100,000	100,000	100,000	100,000	104,000
10-000-4460-05	4th of July Revenue	17,703	20,000	20,000	20,000	20,000	20,800
10-000-4460-06	Facility Rental - AE Wright	-	5,000	5,000	-	-	-
10-000-4460-07	AE Wright Sport Leagues	-	33,000	33,000	33,000	33,000	34,320
10-000-4460-09	Pumpkin Festival	-	85,000	85,000	85,000	85,000	88,400
10-000-4460-11	Recreation Processing Fees	705	2,000	2,000	2,000	2,000	2,080
10-000-4460-20	Orchestra Ticket	-	-	-	-	-	-
10-000-4460-25	Special Events	1,018	8,000	8,000	8,000	8,000	8,320
10-000-4460-29	Spring Eggstreme	-	-	-	-	-	-
10-000-4460-30	Calabasas Fine Arts Festival	-	40,000	40,000	-	-	-
10-000-4460-60	Teen Events	-	-	-	-	-	-
10-000-4462-00	Senior Center Membership	(2,178)	50,000	50,000	50,000	50,000	52,000
10-000-4462-01	Senior Center Rentals	-	4,000	4,000	4,000	4,000	4,160
10-000-4462-02	Senior Center Daily Fees	838	18,000	18,000	18,000	18,000	18,720
10-000-4462-03	Senior Center Program Fees	261,290	210,000	210,000	210,000	210,000	218,400
10-000-4467-00	Videotape/DVD Sales	-	-	-	-	-	-
10-000-4467-02	Scanning Fees	10,488	20,000	20,000	20,000	20,000	20,800
10-000-4620-11	Transit Fares	-	-	-	-	-	-
10-000-4840-03	Refunds - De Anza Park	(306)	-	-	-	-	-
10-000-4840-06	Refunds - Special Events	-	-	-	-	-	-
10-000-4840-07	Refunds - Youth Sports Leagues	-	-	-	-	-	-
10-000-4840-08	Refunds - ACStelle Youth Sport	-	-	-	-	-	-
10-000-4840-09	Refunds - Senior Center	(858)	-	-	-	-	-
10-000-4840-10	Refunds - Fees	-	-	-	-	-	-
10-000-4161-00	Sale/Disposal of Asset	-	-	-	-	-	-
10-000-4325-00	Consolidated Election	-	-	-	-	-	-
10-000-4400-01	De Anza Court Rental	-	5,000	5,000	5,000	5,000	5,200
10-000-4400-02	De Anza Picnic Rental	2,561	5,000	6,500	6,500	6,500	6,760
10-000-4400-03	Facility Rental - De Anza	-	10,000	10,000	10,000	10,000	10,400
10-000-4400-05	De Anza Vending Machine	-	1,000	1,000	1,000	1,000	1,040
10-000-4400-10	Facility Rental - Lupin Hill	-	90,000	90,000	90,000	90,000	93,600
10-000-4409-00	Loan Receipt	7,049	5,000	5,000	5,000	5,000	5,200
10-000-4410-00	Interest Income	324,021	80,000	80,000	100,000	100,000	150,000
10-000-4411-00	Fair Market Value Investments	(71,458)	-	-	-	-	-
10-000-4415-03	Facility Rental - AC Stelle	28,980	35,000	35,000	35,000	35,000	36,400
10-000-4450-05	Facility Rental - Creekside	117,512	96,000	110,000	100,000	100,000	104,000
10-000-4451-00	Facility Rental - Gates Cyn	1,073	5,000	10,000	5,000	5,000	5,200
10-000-4452-00	Facility Rental - Grape Arbor	5,205	3,000	15,000	5,000	5,000	5,200
10-000-4453-00	Facility Rental - Civic Center	-	10,000	10,000	10,000	10,000	10,400
10-000-4454-00	Facility Rental Deposits	-	-	-	-	-	-
10-000-4464-00	Lease Income	140,995	85,000	85,000	85,000	85,000	88,400
10-000-4621-00	Malibu Creek Watershed EWMP	-	-	-	-	-	-

**DETAILED BUDGET FY 2022-23 FY 2023-24**

Budget Account	Account Name	FY 20/21 Actual	FY 21/22 Current Budget	FY 21/22 CY Estimate	FY 22/23 Request	FY 22/23 Recommended	FY 23/24 Recommended
10-000-4900-00	Indirect Cost Plan	335,000	335,000	335,000	335,000	335,000	348,400
10-000-4900-14	Transfer in AB 939	-	-	-	-	-	-
10-000-4900-16	Transfer in Developr ImpactFee	-	-	-	-	-	-
10-000-4900-20	Transfer in Prop A	-	-	-	-	-	-
10-000-4900-25	Transfer in Prop C	-	-	-	-	-	-
10-000-4900-29	Transfer in Transit	-	-	-	-	-	-
10-000-4900-33	Transfer in Used Oil Grant	-	-	-	-	-	-
10-000-4900-36	Transfer in Grant Fund	-	469,207	159,207	159,207	159,207	159,207
10-000-4900-39	Transfer in Measure R Trans	16,311	350,000	350,000	350,000	350,000	350,000
10-000-4900-49	Transfer in Measure M	18,050	-	7,861	-	-	-
10-000-4900-87	Transfer in 2015 COP	-	-	-	-	-	-
10-518-4462-04	Senior Center Donation/Sponsor	-	-	-	-	-	-
		<b>23,311,200</b>	<b>24,979,207</b>	<b>24,934,698</b>	<b>25,260,707</b>	<b>25,260,707</b>	<b>26,485,967</b>
<b>Total Fund 10 Revenue</b>		<b>23,311,200</b>	<b>24,979,207</b>	<b>24,934,698</b>	<b>25,260,707</b>	<b>25,260,707</b>	<b>26,485,967</b>

**DETAILED BUDGET FY 2022-23 FY 2023-24**

Budget Account	Account Name	FY 20/21 Actual	FY 21/22 Current Budget	FY 21/22 CY Estimate	FY 22/23 Request	FY 22/23 Recommended	FY 23/24 Recommended
<b>Expenditure</b>							
<u>Division: 111 - Legislation &amp; Policy</u>							
10-111-5221-00	Special Dept. Supplies	1,978	5,000	5,000	5,000	5,000	5,200
10-111-5221-13	Special Dept Sup- J Bozajian	3,946	5,000	5,000	5,000	5,000	5,200
10-111-5221-14	Special Dept Sup- MS Maurer	4,000	5,000	5,000	5,000	5,000	5,200
10-111-5221-16	Special Dept Sup- F Gaines	2,000	-	-	-	-	-
10-111-5221-17	Special Dept Sup- L Martin	-	-	-	-	-	-
10-111-5221-18	Special Dept Sup- D Shapiro	4,040	5,000	5,000	5,000	5,000	5,200
10-111-5221-19	Special Dept Sup- A Weintraub	2,678	5,000	5,000	5,000	5,000	5,200
10-111-5221-20	Special Dept Sup- P Kraut	564	5,000	5,000	5,000	5,000	5,200
10-111-5226-00	Dues and Memberships	42,441	44,000	48,000	48,000	48,000	49,920
10-111-5235-00	Computer Hardware	-	-	-	-	-	-
10-111-5252-06	Special Events	-	-	12,500	15,000	15,000	15,000
10-111-5270-00	Business Meeting & Conference	9,289	21,000	21,000	21,000	31,000	31,000
		70,936	95,000	111,500	114,000	124,000	127,120
<u>Division: 112 - Boards &amp; Commissions</u>							
10-112-5221-00	Special Dept. Supplies	-	500	500	1,000	1,000	1,040
10-112-5222-00	Printing	-	1,500	1,500	1,000	1,000	1,040
10-112-5226-00	Dues and Memberships	-	-	-	-	-	-
10-112-5252-00	Contractual Services	4,300	5,100	5,100	5,000	5,000	5,200
10-112-5262-01	Mayor's Youth Council	353	5,000	5,000	5,000	5,000	5,200
10-112-5270-00	Business Meeting & Conference	-	2,000	2,000	2,000	2,000	2,080
10-112-5553-00	Sister City	-	-	-	-	-	-
		4,653	14,100	14,100	14,000	14,000	14,560
<u>Division: 121 - Legal</u>							
10-121-5250-10	Contractual Svcs-Gen'l Matter	375,976	300,000	300,000	300,000	300,000	312,000
10-121-5250-11	Contractual Svcs-HR Matters	7,812	11,000	11,000	10,000	10,000	10,400
10-121-5250-15	Contractual Svcs-Spl.Counsel	-	-	-	-	-	-
10-121-5250-20	Contractual Svcs-Litigation	12,993	3,000	3,000	3,000	3,000	3,120
10-121-5250-26	Settlement Payment	-	-	-	-	-	-
10-121-5250-78	West Village Lawsuit	4,724	-	1,187	-	-	-
10-121-5416-02	Settlement Payment	-	-	-	-	-	-
		401,505	314,000	315,187	313,000	313,000	325,520
<u>Division: 131 - City Clerk</u>							
10-131-5220-00	Office Supplies	259	1,500	1,500	1,500	1,500	1,560
10-131-5221-00	Special Dept. Supplies	459	700	700	700	700	728
10-131-5222-00	Printing	1,145	1,500	3,000	3,000	3,000	3,120
10-131-5226-00	Dues and Memberships	1,065	1,000	1,500	1,000	1,000	1,040
10-131-5228-00	Publications	5,064	3,500	6,000	5,000	5,000	5,200
10-131-5252-00	Contractual Services	4,800	20,000	55,500	57,000	57,000	59,280
10-131-5257-00	Elections	65,691	10,000	1,000	65,000	65,000	67,600
10-131-5265-00	Advertising	1,921	3,000	3,000	3,000	3,000	3,120
10-131-5270-00	Business Meeting & Conference	104	500	500	500	500	520
10-131-5285-00	Training	453	2,000	2,000	2,000	2,000	2,000
10-131-5416-00	Miscellaneous Expenditure	-	100	100	100	100	104
10-131-5430-00	Mileage Reimbursement	141	400	400	400	400	416
		81,102	44,200	75,200	139,200	139,200	144,688



**DETAILED BUDGET FY 2022-23 FY 2023-24**

Budget Account	Account Name	FY 20/21 Actual	FY 21/22 Current Budget	FY 21/22 CY Estimate	FY 22/23 Request	FY 22/23 Recommended	FY 23/24 Recommended
<u>Division: 132 - Administrative Services</u>							
10-132-5220-00	Office Supplies	200	1,100	1,100	1,100	1,100	1,144
10-132-5221-00	Special Dept. Supplies	327	-	-	-	-	-
10-132-5222-00	Printing	-	-	400	-	-	-
10-132-5226-00	Dues and Memberships	-	1,100	1,000	1,000	1,000	1,040
10-132-5228-00	Publications	-	-	-	-	-	-
10-132-5235-00	Computer Hardware	-	-	-	-	-	-
10-132-5252-00	Contractual Services	60,497	2,000	35,000	2,000	2,000	2,080
10-132-5257-00	Elections	7,039	-	-	-	-	-
10-132-5265-00	Advertising	292	2,000	2,000	2,000	2,000	2,080
10-132-5270-00	Business Meeting & Conference	-	800	800	800	800	832
10-132-5280-00	Tuition Reimbursement	-	-	-	25,000	25,000	25,000
10-132-5285-00	Training	-	1,500	1,500	1,500	1,500	1,500
10-132-5416-00	Miscellaneous Expenditure	15	300	9,000	300	300	312
10-132-5430-00	Mileage Reimbursement	-	300	300	300	300	312
		<u>68,370</u>	<u>9,100</u>	<u>51,100</u>	<u>34,000</u>	<u>34,000</u>	<u>34,300</u>
<u>Division: 134 - Non-Departmental</u>							
10-134-5163-00	Reimbursable Loss Exp	-	-	-	-	-	-
10-134-5200-00	Liability Insurance	614,874	639,000	639,000	788,930	788,930	820,487
10-134-5200-01	Unemployment Insurance	72,552	35,000	35,000	15,000	15,000	15,600
10-134-5200-02	Workers Compensation Insurance	382,857	231,000	231,000	127,253	127,253	132,343
10-134-5200-03	Property Insurance	114,459	116,000	116,005	122,091	122,091	126,975
10-134-5200-04	Crime Insurance	1,535	2,000	2,000	1,741	1,741	1,811
10-134-5200-05	Pollution Insurance	6,062	6,000	6,000	5,892	5,892	6,128
10-134-5201-00	State Administrative Cost	50,183	50,000	50,000	50,000	50,000	52,000
10-134-5201-01	County Administrative Fee	53,298	50,000	52,782	50,000	50,000	52,000
10-134-5220-00	Office Supplies	905	7,200	7,200	7,000	7,000	7,280
10-134-5221-00	Special Dept. Supplies	1,897	5,800	5,800	6,000	6,000	6,240
10-134-5221-09	Facility Repairs	-	5,000	5,000	5,000	5,000	5,200
10-134-5221-10	Emergency Services	16,979	5,000	5,000	5,000	5,000	5,200
10-134-5222-00	Printing	345	5,500	5,500	26,000	26,000	27,040
10-134-5223-00	Kitchen Supplies	7,143	11,000	11,000	11,000	11,000	11,440
10-134-5224-00	Furniture & Fixtures	-	400	400	1,000	1,000	1,040
10-134-5226-00	Dues and Memberships	1,466	1,400	3,405	2,000	2,000	2,080
10-134-5227-00	Storage Rental	7,676	5,000	5,000	7,000	7,000	7,280
10-134-5230-00	Postage / Courier Service	11,527	15,000	15,000	15,000	15,000	15,600
10-134-5231-00	Bank & Merchant Fees	104,006	144,700	144,700	100,000	100,000	104,000
10-134-5231-11	Recreation Processing Fees	-	-	-	-	-	-
10-134-5233-00	Contribution to Others	125,000	255,000	255,000	255,000	255,000	265,200
10-134-5233-01	Contribution to Chamber of Com	40,000	40,000	40,000	40,000	40,000	41,600
10-134-5233-03	Humanitarian Aid	25,000	25,000	25,000	25,000	25,000	26,000
10-134-5233-04	Contribution to Rotary Club	-	-	-	-	-	-
10-134-5233-06	Relay for Life	-	5,000	5,000	5,000	5,000	5,200
10-134-5233-07	California Theater Festival	-	-	-	-	-	-
10-134-5234-01	Art Rental	-	-	-	-	-	-
10-134-5235-00	Computer Hardware	-	-	-	-	-	-
10-134-5236-01	California Contract Cities	-	-	-	-	-	-
10-134-5238-00	Rent Equipment	-	-	-	-	-	-
10-134-5239-00	Equipment Maintenance	8,957	10,000	10,000	10,000	10,000	10,400
10-134-5240-00	Utilities - Electric	-	-	-	-	-	-
10-134-5252-00	Contractual Services	5,500	20,000	20,000	20,000	20,000	20,800
10-134-5252-24	Property Damage & Repairs	-	-	-	-	-	-
10-134-5252-57	Mass Notification System	29,344	30,000	30,000	30,000	30,000	31,200
10-134-5252-84	Parking Enforcement	44,287	35,000	40,000	45,000	45,000	46,800
10-134-5253-17	Film Festival	-	-	-	-	-	-
10-134-5270-00	Business Meeting & Conference	300	-	1,100	-	-	-
10-134-5416-00	Miscellaneous Expenditure	503	1,300	3,100	1,000	1,000	1,040
10-134-5419-01	Reimbursable Expense	-	-	-	-	-	-
10-134-5500-01	Security	-	-	-	-	-	-

**DETAILED BUDGET FY 2022-23 FY 2023-24**

Budget Account	Account Name	FY 20/21 Actual	FY 21/22 Current Budget	FY 21/22 CY Estimate	FY 22/23 Request	FY 22/23 Recommended	FY 23/24 Recommended
10-134-6500-00	Capital Outlay	15,370	15,000	17,000	51,000	51,000	1,000
10-134-6550-00	Open Space	-	20,000	20,000	20,000	20,000	20,000
10-134-9900-24	Transfer to LMD 24	-	-	-	-	-	-
10-134-9900-26	Transfer to TDA-Trans Dev Act	-	-	-	-	-	-
10-134-9900-28	Transfer to Library Fund	-	3,000	3,000	3,000	3,000	3,000
10-134-9900-30	Transfer to Storm Damage	-	-	-	-	-	-
10-134-9900-32	Transfer to LMD 32	-	-	-	-	-	-
10-134-9900-33	Transfer to Used Oil Grant	-	-	-	-	-	-
10-134-9900-36	Transfer to Grants	-	-	-	-	-	-
10-134-9900-38	Transfer to COPS Grant	-	-	-	-	-	-
10-134-9900-39	Transfer to Measure R CIP	-	-	-	-	-	-
10-134-9900-40	Transfer to Capital	-	135,000	135,000	25,000	25,000	25,000
10-134-9900-60	Transfer to Management Reserve	-	-	-	-	-	-
10-134-9900-83	Transfer to 2005 COP	-	-	-	-	-	-
10-134-9900-85	Transfer to 2006 COP	-	-	-	-	-	-
10-134-9900-86	Transfer to LVPA	-	-	-	-	-	-
10-134-9900-87	Transfer to 2015 COP	1,842,651	1,839,000	1,839,000	1,840,000	1,840,000	1,840,000
		3,584,676	3,768,300	3,782,992	3,715,907	3,715,907	3,736,983
<u>Division: 135 - Payroll</u>							
10-135-5100-00	Full Time Salaries	5,138,425	5,409,708	5,006,677	5,589,101	5,589,101	5,812,665
10-135-5100-02	Full Time Employee Overtime	6,132	30,000	29,550	30,000	30,000	31,200
10-135-5103-01	CalPERS City Paid EmployeeCost	270,236	312,593	278,908	324,758	324,758	337,748
10-135-5103-02	CalPERS Employer Cost	475,138	533,398	494,794	574,415	574,415	597,392
10-135-5103-03	CalPERS Unfunded Liability	380,126	508,572	721,848	572,367	572,367	595,262
10-135-5103-04	CalPERS Survivor Benefit	1,385	1,536	1,341	1,456	1,456	1,514
10-135-5104-00	Benefits	224,412	158,495	133,277	229,515	229,515	238,696
10-135-5104-01	Retiree Medical Benefits	94,072	120,326	175,457	138,804	138,804	144,356
10-135-5104-02	Medical Insurance	895,795	969,508	907,052	1,147,963	1,147,963	1,205,361
10-135-5104-03	Dental Insurance	58,105	67,559	60,327	68,614	68,614	71,359
10-135-5104-04	Vision Insurance	11,993	14,591	12,815	13,930	13,930	14,487
10-135-5104-05	Short Term Disability	18,623	28,204	20,237	30,362	30,362	31,576
10-135-5104-06	Long Term Disability	8,985	9,715	9,764	10,508	10,508	10,928
10-135-5104-07	Life Insurance	13,106	13,955	14,219	15,015	15,015	15,616
10-135-5104-08	Accidental Death & Dismember	3,152	3,534	3,420	3,804	3,804	3,956
10-135-5104-09	Employee Assistance Program	2,558	2,757	2,733	2,830	2,830	2,943
10-135-5106-00	Employer Taxes	71,778	-	-	-	-	-
10-135-5106-01	Medicare	71,787	89,099	93,257	97,669	97,669	101,576
10-135-5106-02	Social Security	15,510	-	5,891	5,986	5,986	6,225
10-135-5109-00	Hourly Employees	517,914	675,000	538,042	700,000	700,000	728,000
10-135-5109-02	Hourly Employee Overtime	-	-	-	-	-	-
10-135-5110-00	Auto Allowance	43,659	39,981	45,090	43,200	43,200	44,928
10-135-5110-01	457 Match	9,335	-	25,079	115,512	115,512	120,132
10-135-5252-00	Contractual Services	-	-	-	-	-	-
		8,332,226	8,988,531	8,579,773	9,715,809	9,715,809	10,115,921

**DETAILED BUDGET FY 2022-23 FY 2023-24**

Budget Account	Account Name	FY 20/21 Actual	FY 21/22 Current Budget	FY 21/22 CY Estimate	FY 22/23 Request	FY 22/23 Recommended	FY 23/24 Recommended
<u>Division: 136 - Civic Center O&amp;M</u>							
10-136-5221-00	Special Dept. Supplies	3,508	10,000	10,000	10,000	10,000	10,400
10-136-5221-03	Facility Maintenance	75,516	65,000	65,000	65,000	65,000	67,600
10-136-5238-00	Rent Equipment	331	1,000	1,000	1,000	1,000	1,040
10-136-5239-00	Equipment Maintenance	25,310	27,000	27,000	27,000	27,000	28,080
10-136-5240-00	Utilities - Electric	67,375	85,000	85,000	85,000	85,000	88,400
10-136-5240-01	Utilities - Water	7,446	6,000	6,000	6,000	6,000	6,240
10-136-5240-02	Utilities - Gas	7,213	8,000	8,000	8,000	8,000	8,320
10-136-5252-00	Contractual Services	-	-	-	-	-	-
10-136-5416-00	Miscellaneous Expenditure	4,759	8,000	8,000	5,000	5,000	5,200
10-136-5500-01	Security	27,280	4,000	28,000	30,000	30,000	31,200
10-136-6500-00	Capital Outlay	9,670	200	200	25,000	25,000	25,000
		228,408	214,200	238,200	262,000	262,000	271,480

**DETAILED BUDGET FY 2022-23 FY 2023-24**

Budget Account	Account Name	FY 20/21 Actual	FY 21/22 Current Budget	FY 21/22 CY Estimate	FY 22/23 Request	FY 22/23 Recommended	FY 23/24 Recommended
<u>Division: 141 - City Management</u>							
10-141-5220-00	Office Supplies	73	1,100	1,000	1,000	1,000	1,040
10-141-5221-00	Special Dept. Supplies	99	1,300	1,000	1,000	1,000	1,040
10-141-5226-00	Dues and Memberships	180	900	900	900	900	936
10-141-5228-00	Publications	-	-	-	-	-	-
10-141-5270-00	Business Meeting & Conference	888	20,000	10,000	10,000	10,000	10,400
10-141-5416-00	Miscellaneous Expenditure	8,933	-	-	-	-	-
10-141-5430-00	Mileage Reimbursement	-	-	-	-	-	-
		10,173	23,300	12,900	12,900	12,900	13,416

**DETAILED BUDGET FY 2022-23 FY 2023-24**

Budget Account	Account Name	FY 20/21 Actual	FY 21/22 Current Budget	FY 21/22 CY Estimate	FY 22/23 Request	FY 22/23 Recommended	FY 23/24 Recommended
<u>Division: 151 - Financial Management</u>							
10-151-5220-00	Office Supplies	2,790	2,000	2,000	2,100	2,100	2,184
10-151-5221-00	Special Dept. Supplies	1,996	2,500	2,500	2,700	2,700	2,808
10-151-5222-00	Printing	526	900	900	900	900	936
10-151-5226-00	Dues and Memberships	225	200	220	900	900	936
10-151-5228-00	Publications	-	-	-	-	-	-
10-151-5235-00	Computer Hardware	-	-	-	-	-	-
10-151-5235-01	Computer Software	-	-	-	400	400	416
10-151-5252-00	Contractual Services	93,282	80,000	95,000	160,000	160,000	166,400
10-151-5270-00	Business Meeting & Conference	-	400	400	1,400	1,400	1,456
10-151-5285-00	Training	-	400	400	3,000	3,000	3,000
10-151-5416-00	Miscellaneous Expenditure	-	-	530	-	-	-
10-151-5430-00	Mileage Reimbursement	158	400	400	400	400	416
10-151-6500-00	Capital Outlay	-	-	-	-	-	-
10-151-6503-48	FINANCIAL SOFTWARE	-	300,000	-	300,000	300,000	-
		98,977	386,800	102,350	471,800	471,800	178,552
<u>Division: 152 - Payroll &amp; Revenue</u>							
10-152-5220-00	Office Supplies	-	100	100	-	-	-
10-152-5221-00	Special Dept. Supplies	-	200	200	-	-	-
10-152-5226-00	Dues and Memberships	-	700	700	-	-	-
10-152-5235-01	Computer Software	-	400	400	-	-	-
10-152-5252-00	Contractual Services	65,145	60,000	65,000	-	-	-
10-152-5270-00	Business Meeting & Conference	-	1,000	1,000	-	-	-
10-152-5285-00	Training	-	400	400	-	-	-
10-152-5430-00	Mileage Reimbursement	-	-	-	-	-	-
		65,145	62,800	67,800	-	-	-

**DETAILED BUDGET FY 2022-23 FY 2023-24**

Budget Account	Account Name	FY 20/21 Actual	FY 21/22 Current Budget	FY 21/22 CY Estimate	FY 22/23 Request	FY 22/23 Recommended	FY 23/24 Recommended
<u>Division: 161 - Public Information</u>							
10-161-5208-00	Telephone	81,767	60,000	82,000	85,000	85,000	88,400
10-161-5220-00	Office Supplies	449	1,400	1,000	1,000	1,000	1,040
10-161-5221-00	Special Dept. Supplies	412	5,800	5,000	5,000	5,000	5,200
10-161-5222-00	Printing	54	4,300	2,000	2,000	2,000	2,080
10-161-5226-00	Dues and Memberships	600	1,200	2,000	2,000	2,000	2,080
10-161-5228-00	Publications	76	500	500	500	500	520
10-161-5235-00	Computer Hardware	3,863	5,300	4,000	4,000	4,000	4,160
10-161-5238-00	Rent Equipment	-	1,500	6,000	1,500	1,500	1,560
10-161-5252-00	Contractual Services	34,555	24,000	55,000	35,000	35,000	36,400
10-161-5252-17	Film Permit Services	-	-	-	-	-	-
10-161-5260-00	City Newsletter/Promotions	5,280	10,600	5,000	8,000	8,000	8,320
10-161-5270-00	Business Meeting & Conference	495	3,500	3,000	3,000	3,000	3,120
10-161-5285-00	Training	-	250	250	250	250	250
10-161-5430-00	Mileage Reimbursement	-	100	100	100	100	104
10-161-6500-00	Capital Outlay	779	-	-	-	-	-
		128,330	118,450	165,850	147,350	147,350	153,234
<u>Division: 162 - Information Technology</u>							
10-162-5220-00	Office Supplies	-	1,100	1,000	1,000	1,000	1,040
10-162-5221-00	Special Dept. Supplies	10,823	11,900	12,000	12,000	12,000	12,480
10-162-5226-00	Dues and Memberships	385	300	300	300	300	312
10-162-5228-00	Publications	-	-	-	-	-	-
10-162-5235-00	Computer Hardware	19,805	70,000	50,000	150,000	150,000	156,000
10-162-5235-01	Computer Software	44,108	70,000	60,000	60,000	60,000	62,400
10-162-5252-00	Contractual Services	30,036	22,000	30,000	30,000	30,000	31,200
10-162-5270-00	Business Meeting & Conference	-	1,250	2,000	20,000	20,000	20,800
10-162-5285-00	Training	-	3,600	9,000	4,000	4,000	4,000
10-162-5430-00	Mileage Reimbursement	-	-	-	-	-	-
10-162-6500-00	Capital Outlay	-	10,000	10,000	10,000	10,000	10,000
		105,157	190,150	174,300	287,300	287,300	298,232
<u>Division: 163 - Telecom Regulation</u>							
10-163-5221-00	Special Dept. Supplies	-	-	-	-	-	-
10-163-5226-00	Dues and Memberships	-	-	-	-	-	-
10-163-5252-00	Contractual Services	7,374	-	1,000	-	-	-
		7,374	-	1,000	-	-	-

**DETAILED BUDGET FY 2022-23 FY 2023-24**

Budget Account	Account Name	FY 20/21 Actual	FY 21/22 Current Budget	FY 21/22 CY Estimate	FY 22/23 Request	FY 22/23 Recommended	FY 23/24 Recommended
<u>Division: 211 - LA Co. Sheriff's Department</u>							
10-211-5221-00	Special Dept. Supplies	22,428	7,100	7,100	7,100	7,100	7,384
10-211-5252-00	Contractual Services	4,861,266	4,950,000	4,950,000	5,050,000	5,050,000	5,252,000
10-211-5252-63	LA Co. Sheriff Reimbursable	14,395	60,000	50,000	50,000	50,000	52,000
		<u>4,898,089</u>	<u>5,017,100</u>	<u>5,007,100</u>	<u>5,107,100</u>	<u>5,107,100</u>	<u>5,311,384</u>
<u>Division: 221 - LA Co. Fire District</u>							
10-221-5252-00	Contractual Services	20,810	20,900	20,900	20,900	20,900	21,736

**DETAILED BUDGET FY 2022-23 FY 2023-24**

Budget Account	Account Name	FY 20/21 Actual	FY 21/22 Current Budget	FY 21/22 CY Estimate	FY 22/23 Request	FY 22/23 Recommended	FY 23/24 Recommended
<u>Division: 222 - Public Safety and Emergency Preparedness</u>							
10-222-5220-00	Office Supplies	693	300	300	300	300	312
10-222-5221-00	Special Dept. Supplies	6,934	6,000	6,000	6,000	6,000	6,240
10-222-5222-00	Printing	71	3,500	3,000	3,000	3,000	3,120
10-222-5226-00	Dues and Memberships	250	500	500	500	500	520
10-222-5235-00	Computer Hardware	-	-	-	-	-	-
10-222-5235-01	Computer Software	-	-	-	-	-	-
10-222-5252-00	Contractual Services	4,070	17,500	17,500	17,500	17,500	18,200
10-222-5252-06	Special Events	25,372	21,900	21,900	21,900	21,900	22,776
10-222-5270-00	Business Meeting & Conference	495	21,900	21,900	21,900	21,900	22,776
10-222-5430-00	Mileage Reimbursement	-	-	-	-	-	-
		37,885	71,600	71,100	71,100	71,100	73,944



**DETAILED BUDGET FY 2022-23 FY 2023-24**

Budget Account	Account Name	FY 20/21 Actual	FY 21/22 Current Budget	FY 21/22 CY Estimate	FY 22/23 Request	FY 22/23 Recommended	FY 23/24 Recommended
<u>Division: 231 - LA Co. Animal Care</u>							
10-231-5252-00	Contractual Services	41,496	50,000	50,000	50,000	50,000	52,000

**DETAILED BUDGET FY 2022-23 FY 2023-24**

Budget Account	Account Name	FY 20/21 Actual	FY 21/22 Current Budget	FY 21/22 CY Estimate	FY 22/23 Request	FY 22/23 Recommended	FY 23/24 Recommended
<u>Division: 311 - Administration &amp; Engineering</u>							
10-311-5220-00	Office Supplies	258	500	505	500	500	520
10-311-5221-00	Special Dept. Supplies	2,241	2,500	2,500	2,500	2,500	2,600
10-311-5222-00	Printing	892	2,000	2,000	2,000	2,000	2,080
10-311-5226-00	Dues and Memberships	981	1,500	1,500	1,500	1,500	1,560
10-311-5228-00	Publications	120	200	200	200	200	208
10-311-5235-00	Computer Hardware	3	-	-	-	-	-
10-311-5235-01	Computer Software	8,360	9,000	9,000	9,000	9,000	9,360
10-311-5252-00	Contractual Services	148,982	150,000	150,000	150,000	150,000	156,000
10-311-5252-06	Special Events	4,202	12,000	12,000	12,000	12,000	12,480
10-311-5270-00	Business Meeting & Conference	12	2,900	2,900	2,900	2,900	3,016
10-311-5416-00	Miscellaneous Expenditure	-	-	-	-	-	-
10-311-5430-00	Mileage Reimbursement	69	-	-	-	-	-
10-311-6500-00	Capital Outlay	-	-	-	-	-	-
		166,120	180,600	180,605	180,600	180,600	187,824

**DETAILED BUDGET FY 2022-23 FY 2023-24**

Budget Account	Account Name	FY 20/21 Actual	FY 21/22 Current Budget	FY 21/22 CY Estimate	FY 22/23 Request	FY 22/23 Recommended	FY 23/24 Recommended
<u>Division: 312 - Street Maintenance Services</u>							
10-312-5100-00	Full Time Salaries	63,135	-	-	-	-	-
10-312-5103-01	CalPERS City Paid EmployeeCost	4,819	-	-	-	-	-
10-312-5103-02	CalPERS Employer Cost	4,819	-	-	-	-	-
10-312-5104-00	Benefits	-	-	-	-	-	-
10-312-5104-02	Medical Insurance	9,636	-	-	-	-	-
10-312-5104-03	Dental Insurance	3,613	-	-	-	-	-
10-312-5104-04	Vision Insurance	1,204	-	-	-	-	-
10-312-5106-00	Employer Taxes	-	-	-	-	-	-
10-312-5220-00	Office Supplies	397	1,000	1,000	1,000	1,000	1,040
10-312-5221-00	Special Dept. Supplies	5,659	5,000	5,000	5,000	5,000	5,200
10-312-5226-00	Dues and Memberships	1,970	1,600	1,600	1,600	1,600	1,664
10-312-5240-00	Utilities - Electric	2,594	5,500	5,500	5,500	5,500	5,720
10-312-5240-01	Utilities - Water	167,315	145,000	145,000	145,000	145,000	150,800
10-312-5252-00	Contractual Services	469	10,000	10,000	10,000	10,000	10,400
10-312-5252-10	Road safety/Shoulder/Pky maint	6,654	45,000	70,000	45,000	45,000	46,800
10-312-5252-12	Drain Maint & Catch Basin Clen	543	2,000	2,000	2,000	2,000	2,080
10-312-5252-15	Street/Sidewalk Repair	47,459	58,500	60,000	58,500	58,500	60,840
10-312-5252-20	Street Sweeping	91,615	93,900	93,900	93,900	93,900	97,656
10-312-5252-30	Intersection Light & Maint	-	-	-	-	-	-
10-312-5252-80	Tree Trimming	2,997	3,000	20,000	3,000	3,000	3,120
10-312-5252-81	Graffiti Removal	735	700	700	700	700	728
10-312-5252-83	General Landscape Maintenance	270,729	230,000	230,000	230,000	230,000	239,200
10-312-5722-00	Tree Removal	16,541	5,000	5,000	5,000	5,000	5,200
10-312-6500-00	Capital Outlay	-	-	-	-	-	-
		702,903	606,200	649,700	606,200	606,200	630,448

**DETAILED BUDGET FY 2022-23 FY 2023-24**

Budget Account	Account Name	FY 20/21 Actual	FY 21/22 Current Budget	FY 21/22 CY Estimate	FY 22/23 Request	FY 22/23 Recommended	FY 23/24 Recommended
<u>Division: 313 - Water Quality Enhancement</u>							
10-313-5221-00	Special Dept. Supplies	192	200	200	200	200	208
10-313-5226-00	Dues and Memberships	190	300	300	300	300	312
10-313-5252-00	Contractual Services	77,854	35,000	35,000	35,000	35,000	36,400
10-313-5252-27	Compliance Monitoring Program	171,653	172,100	172,100	200,000	200,000	208,000
10-313-5252-28	Sewer Infrastructure Managemnt	35,000	35,000	35,000	35,000	35,000	36,400
10-313-5270-00	Business Meeting & Conference	71	400	400	400	400	416
10-313-5430-00	Mileage Reimbursement	-	-	-	-	-	-
10-313-5543-00	Malibu Creek Watershed EWMP	-	-	-	-	-	-
10-313-6500-00	Capital Outlay	-	-	-	-	-	-
		<u>284,960</u>	<u>243,000</u>	<u>243,000</u>	<u>270,900</u>	<u>270,900</u>	<u>281,736</u>

**DETAILED BUDGET FY 2022-23 FY 2023-24**

Budget Account	Account Name	FY 20/21 Actual	FY 21/22 Current Budget	FY 21/22 CY Estimate	FY 22/23 Request	FY 22/23 Recommended	FY 23/24 Recommended
<u>Division: 321 - General Landscape Maintenance</u>							
10-321-5208-00	Telephone	456	-	266	-	-	-
10-321-5220-00	Office Supplies	-	200	200	200	200	208
10-321-5222-00	Printing	-	-	-	-	-	-
10-321-5226-00	Dues and Memberships	-	-	-	-	-	-
10-321-5228-00	Publications	-	-	-	-	-	-
10-321-5240-00	Utilities - Electric	188	100	622	100	100	104
10-321-5240-01	Utilities - Water	106,585	95,800	95,800	95,800	95,800	99,632
10-321-5252-00	Contractual Services	37,061	20,000	21,000	20,000	20,000	20,800
10-321-5252-21	Arbor Day	-	-	-	-	-	-
10-321-5252-50	Annual Fuel Reduction	134,136	163,000	163,000	163,000	163,000	169,520
10-321-5252-80	Tree Trimming	38,803	44,600	60,000	44,600	44,600	46,384
10-321-5252-83	General Landscape Maintenance	228,278	265,400	265,400	265,400	265,400	276,016
10-321-5270-00	Business Meeting & Conference	246	200	330	200	200	208
10-321-5716-00	Pest Abatement	6,599	22,800	22,800	22,800	22,800	23,712
10-321-5722-00	Tree Removal	19,032	22,800	31,000	22,800	22,800	23,712
10-321-6502-36	Tree Planting	2,598	4,600	4,600	4,600	4,600	4,600
		573,982	639,500	665,018	639,500	639,500	664,896

**DETAILED BUDGET FY 2022-23 FY 2023-24**

Budget Account	Account Name	FY 20/21 Actual	FY 21/22 Current Budget	FY 21/22 CY Estimate	FY 22/23 Request	FY 22/23 Recommended	FY 23/24 Recommended
<u>Division: 331 Transportation Planning</u>							
10-331-5220-00	Office Supplies	319	2,000	2,000	2,000	2,000	2,080
10-331-5221-00	Special Dept. Supplies	275	400	400	400	400	416
10-331-5226-00	Dues and Memberships	-	-	-	-	-	-
10-331-5235-01	Computer Software	-	100	100	100	100	104
10-331-5252-00	Contractual Services	13	2,000	2,000	2,000	2,000	2,080
10-331-5270-00	Business Meeting & Conference	-	-	-	-	-	-
10-331-5430-00	Mileage Reimbursement	-	-	-	-	-	-
		607	4,500	4,500	4,500	4,500	4,680
<u>Division: 332 Transportation Eng/Operations</u>							
10-332-5220-00	Office Supplies	673	1,000	1,000	1,000	1,000	1,040
10-332-5221-00	Special Dept. Supplies	50	1,400	1,400	1,400	1,400	1,456
10-332-5226-00	Dues and Memberships	1,925	2,500	2,500	2,500	2,500	2,600
10-332-5228-00	Publications	-	300	300	300	300	312
10-332-5235-01	Computer Software	-	-	-	-	-	-
10-332-5237-00	Vehicle Maintenance	4,177	25,000	25,000	25,000	25,000	26,000
10-332-5237-01	Vehicle Gasoline / Oil	6,433	11,800	11,800	11,800	11,800	12,272
10-332-5237-02	Vehicle Registration DMV	-	-	-	-	-	-
10-332-5240-00	Utilities - Electric	78,705	71,100	71,100	71,100	71,100	73,944
10-332-5252-00	Contractual Services	3,573	5,000	12,000	5,000	5,000	5,200
10-332-5252-10	Road safety/Shoulder/Pky maint	47,823	50,000	50,000	50,000	50,000	52,000
10-332-5252-24	Property Damage & Repairs	5,100	20,000	20,000	20,000	20,000	20,800
10-332-5252-40	Striping, Signing & Marking	75,913	68,000	68,000	68,000	68,000	70,720
10-332-5252-54	Bridges - Inspection & Repair	-	-	-	-	-	-
10-332-5252-60	Traffic Signal/Lighting	52,654	75,000	165,000	75,000	75,000	78,000
10-332-5270-00	Business Meeting & Conference	-	700	700	700	700	728
10-332-5430-00	Mileage Reimbursement	-	-	-	-	-	-
		277,026	331,800	428,800	331,800	331,800	345,072
<u>Division: 333 - Transit Services</u>							
10-333-5222-00	Printing	-	-	-	-	-	-
10-333-5263-01	Bus Incentive Program	-	-	-	-	-	-
10-333-5430-00	Mileage Reimbursement	-	-	-	-	-	-
		-	-	-	-	-	-
<u>Division: 334 - Intergovernmental Relations</u>							
10-334-5220-00	Office Supplies	-	100	100	100	100	104
10-334-5222-00	Printing	-	-	-	-	-	-
10-334-5225-03	School Safety	-	12,000	12,000	12,000	20,250	20,250
10-334-5252-70	Crossing Guard	30,141	90,000	90,000	90,000	90,000	93,600
10-334-5252-75	School Programs	-	5,800	5,800	5,800	5,800	6,032
		30,141	107,900	107,900	107,900	116,150	119,986

**DETAILED BUDGET FY 2022-23 FY 2023-24**

Budget Account	Account Name	FY 20/21 Actual	FY 21/22 Current Budget	FY 21/22 CY Estimate	FY 22/23 Request	FY 22/23 Recommended	FY 23/24 Recommended
<u>Division: Community Development Admin</u>							
10-411-5220-00	Office Supplies	4,174	4,000	4,000	4,000	4,000	4,160
10-411-5221-00	Special Dept. Supplies	954	1,300	1,300	1,300	1,300	1,352
10-411-5222-00	Printing	5,540	10,000	10,000	10,000	10,000	10,400
10-411-5226-00	Dues and Memberships	3,455	4,600	4,600	4,600	4,600	4,784
10-411-5228-00	Publications	223	200	200	200	200	208
10-411-5235-00	Computer Hardware	7,536	-	-	-	-	-
10-411-5235-01	Computer Software	78,814	135,000	135,000	135,000	135,000	140,400
10-411-5252-00	Contractual Services	29,126	3,000	40,000	3,000	3,000	3,120
10-411-5265-00	Advertising	4,410	2,000	2,000	2,000	2,000	2,080
10-411-5270-00	Business Meeting & Conference	675	4,200	4,200	4,200	4,200	4,368
10-411-5285-00	Training	335	300	300	3,000	3,000	3,000
10-411-5416-00	Miscellaneous Expenditure	-	-	-	-	-	-
10-411-5430-00	Mileage Reimbursement	25	-	-	-	-	-
		<u>135,267</u>	<u>164,600</u>	<u>201,600</u>	<u>167,300</u>	<u>167,300</u>	<u>173,872</u>

**DETAILED BUDGET FY 2022-23 FY 2023-24**

Budget Account	Account Name	FY 20/21 Actual	FY 21/22 Current Budget	FY 21/22 CY Estimate	FY 22/23 Request	FY 22/23 Recommended	FY 23/24 Recommended
<u>Division: 412 - Planning Projects &amp; Studies</u>							
10-412-5221-00	Special Dept. Supplies	6	-	-	-	-	-
10-412-5222-00	Printing	-	8,000	8,000	8,000	8,000	8,320
10-412-5226-00	Dues and Memberships	-	-	-	-	-	-
10-412-5232-03	Senior Rental Voucher	111,826	113,000	113,000	113,000	113,000	117,520
10-412-5250-69	Affordable Housing Exp	-	-	-	-	-	-
10-412-5252-00	Contractual Services	255,202	295,000	295,000	295,000	295,000	306,800
10-412-5252-22	Historic Site Markers	355	-	-	-	-	-
10-412-5270-00	Business Meeting & Conference	-	500	500	500	500	520
10-412-5285-00	Training	1,013	50	150	1,000	1,000	1,000
10-412-5416-05	Annexations	-	-	-	-	-	-
10-412-5419-00	Refunds - Deposits & Overpays	-	-	-	-	-	-
10-412-5430-00	Mileage Reimbursement	-	-	-	-	-	-
		368,402	416,550	416,650	417,500	417,500	434,160



**DETAILED BUDGET FY 2022-23 FY 2023-24**

Budget Account	Account Name	FY 20/21 Actual	FY 21/22 Current Budget	FY 21/22 CY Estimate	FY 22/23 Request	FY 22/23 Recommended	FY 23/24 Recommended
<u>Division: 415 - Building Inspection</u>							
10-415-5220-00	Office Supplies	230	300	300	300	300	312
10-415-5221-00	Special Dept. Supplies	1,348	8,200	8,200	8,200	8,200	8,528
10-415-5222-00	Printing	1,500	-	-	-	-	-
10-415-5226-00	Dues and Memberships	780	-	653	-	-	-
10-415-5232-04	OWTS Inspections	-	-	-	-	-	-
10-415-5252-00	Contractual Services	772,147	715,000	715,000	625,000	625,000	650,000
10-415-5270-00	Business Meeting & Conference	-	-	1,169	-	-	-
10-415-5285-00	Training	-	250	250	5,000	5,000	5,000
10-415-5430-00	Mileage Reimbursement	197	-	39	-	-	-
		<u>776,202</u>	<u>723,750</u>	<u>725,611</u>	<u>638,500</u>	<u>638,500</u>	<u>663,840</u>

**DETAILED BUDGET FY 2022-23 FY 2023-24**

Budget Account	Account Name	FY 20/21 Actual	FY 21/22 Current Budget	FY 21/22 CY Estimate	FY 22/23 Request	FY 22/23 Recommended	FY 23/24 Recommended
<u>Division: 416 - Code Compliance</u>							
10-416-5220-00	Office Supplies	133	-	121	-	-	-
10-416-5226-00	Dues and Memberships	285	-	-	-	-	-
10-416-5252-00	Contractual Services	18,870	-	23,050	20,000	20,000	20,800
10-416-5252-16	Code Enforcement Prosecutor	183,288	30,000	50,000	30,000	30,000	31,200
10-416-5285-00	Training	-	100	100	2,000	2,000	2,000
		202,576	30,100	73,271	52,000	52,000	54,000

**DETAILED BUDGET FY 2022-23 FY 2023-24**

Budget Account	Account Name	FY 20/21 Actual	FY 21/22 Current Budget	FY 21/22 CY Estimate	FY 22/23 Request	FY 22/23 Recommended	FY 23/24 Recommended
<u>Division: 511 - Community Services Management</u>							
10-511-5220-00	Office Supplies	58	2,200	2,200	2,200	2,200	2,288
10-511-5221-00	Special Dept. Supplies	-	1,000	1,228	1,000	1,000	1,040
10-511-5222-00	Printing	-	-	-	-	-	-
10-511-5226-00	Dues and Memberships	370	400	400	400	400	416
10-511-5265-00	Advertising	-	100	100	100	100	104
10-511-5285-00	Training	-	-	-	3,000	3,000	3,000
10-511-5416-00	Miscellaneous Expenditure	-	-	-	-	-	-
10-511-5419-00	Refunds - Deposits & Overpays	-	-	-	-	-	-
10-511-6500-00	Capital Outlay	-	-	-	50,000	50,000	-
10-511-5430-00	Mileage Reimbursement	-	-	-	-	-	-
10-511-6503-49	CIVICPLUS SOFTWARE	-	40,000	40,000	-	-	-
		428	43,700	43,928	56,700	56,700	6,848

**DETAILED BUDGET FY 2022-23 FY 2023-24**

Budget Account	Account Name	FY 20/21 Actual	FY 21/22 Current Budget	FY 21/22 CY Estimate	FY 22/23 Request	FY 22/23 Recommended	FY 23/24 Recommended
<u>Division: 512 - Creelsode Park</u>							
10-512-5208-00	Telephone	-	200	200	200	200	208
10-512-5220-00	Office Supplies	-	-	-	-	-	-
10-512-5221-00	Special Dept. Supplies	-	400	400	400	400	416
10-512-5251-50	Contract Instructors	-	200	200	200	200	208
10-512-5252-00	Contractual Services	6,777	10,000	10,000	10,000	10,000	10,400
10-512-5418-00	Custodial Supplies	-	1,000	1,000	1,000	1,000	1,040
10-512-5430-00	Mileage Reimbursement	-	-	-	-	-	-
		<u>6,777</u>	<u>11,800</u>	<u>11,800</u>	<u>11,800</u>	<u>11,800</u>	<u>12,272</u>

**DETAILED BUDGET FY 2022-23 FY 2023-24**

Budget Account	Account Name	FY 20/21 Actual	FY 21/22 Current Budget	FY 21/22 CY Estimate	FY 22/23 Request	FY 22/23 Recommended	FY 23/24 Recommended
<u>Division: 513 - De Anza Park/recreation Program</u>							
10-513-5200-20	Event Insurance	1,231	16,500	16,500	16,500	16,500	17,160
10-513-5208-00	Telephone	4,919	5,000	5,000	5,000	5,000	5,200
10-513-5220-00	Office Supplies	138	1,200	1,200	1,200	1,200	1,248
10-513-5221-00	Special Dept. Supplies	16,682	50,000	50,000	50,000	50,000	52,000
10-513-5222-00	Printing	12,500	48,000	48,000	48,000	48,000	49,920
10-513-5226-00	Dues and Memberships	130	500	500	500	500	520
10-513-5229-00	State Required Fingerprinting	1,320	2,000	2,000	2,000	2,000	2,080
10-513-5230-00	Postage / Courier Service	-	5,500	5,500	5,500	5,500	5,720
10-513-5238-00	Rent Equipment	-	-	-	-	-	-
10-513-5251-50	Contract Instructors	15,156	100,000	100,000	100,000	100,000	104,000
10-513-5252-00	Contractual Services	23,630	10,000	10,000	10,000	10,000	10,400
10-513-5252-07	Tickets / Pre-sale	-	15,000	15,000	15,000	15,000	15,600
10-513-5252-08	Facility Rental	-	25,000	25,000	25,000	25,000	26,000
10-513-5252-76	Senior Programs	-	-	-	-	-	-
10-513-5263-00	Special Community Services	-	200	200	200	200	208
10-513-5265-00	Advertising	-	-	-	-	-	-
10-513-5285-00	Training	250	300	300	1,000	1,000	1,000
10-513-5418-00	Custodial Supplies	1,692	7,000	7,000	7,000	7,000	7,280
10-513-5420-00	Office Equipment Maintenance	-	-	-	-	-	-
10-513-5430-00	Mileage Reimbursement	307	1,100	1,100	1,100	1,100	1,144
10-513-6500-00	Capital Outlay	8,274	15,000	15,000	120,000	-	-
		86,229	302,300	302,300	408,000	288,000	299,480

**DETAILED BUDGET FY 2022-23 FY 2023-24**

Budget Account	Account Name	FY 20/21 Actual	FY 21/22 Current Budget	FY 21/22 CY Estimate	FY 22/23 Request	FY 22/23 Recommended	FY 23/24 Recommended
<u>Division: 514 - Parks Maintenance</u>							
10-514-5220-00	Office Supplies	1,052	2,000	2,000	2,000	2,000	2,080
10-514-5237-00	Vehicle Maintenance	2,765	3,500	4,500	3,500	3,500	3,640
10-514-5240-00	Utilities - Electric	32,870	37,000	37,000	37,000	37,000	38,480
10-514-5240-02	Utilities - Gas	2,345	2,700	2,700	2,700	2,700	2,808
10-514-5252-00	Contractual Services	23,840	20,000	20,000	20,000	20,000	20,800
10-514-5418-00	Custodial Supplies	11,895	12,400	12,400	12,400	12,400	12,896
10-514-5430-00	Mileage Reimbursement	108	-	-	-	-	-
10-514-5535-00	Cal/Agoura Jt Community Center	69,806	65,000	65,000	65,000	65,000	67,600
10-514-6500-00	Capital Outlay	11,880	28,000	28,000	1,175,000	-	-
		<u>156,561</u>	<u>170,600</u>	<u>171,600</u>	<u>1,317,600</u>	<u>142,600</u>	<u>148,304</u>

**DETAILED BUDGET FY 2022-23 FY 2023-24**

Budget Account	Account Name	FY 20/21 Actual	FY 21/22 Current Budget	FY 21/22 CY Estimate	FY 22/23 Request	FY 22/23 Recommended	FY 23/24 Recommended
<u>Division: 515 - School Joint Use</u>							
10-515-5221-00	Special Dept. Supplies	-	100	100	100	100	104
10-515-5252-00	Contractual Services	872	12,000	12,000	12,000	12,000	12,480
10-515-5253-05	School Facility Maintenance	113,445	110,000	110,000	110,000	110,000	114,400
10-515-5430-00	Mileage Reimbursement	-	-	-	-	-	-
10-515-5536-00	School Joint Use Contract	61,980	60,000	95,355	60,000	60,000	62,400
		<u>176,297</u>	<u>182,100</u>	<u>217,455</u>	<u>182,100</u>	<u>182,100</u>	<u>189,384</u>

**DETAILED BUDGET FY 2022-23 FY 2023-24**

Budget Account	Account Name	FY 20/21 Actual	FY 21/22 Current Budget	FY 21/22 CY Estimate	FY 22/23 Request	FY 22/23 Recommended	FY 23/24 Recommended
<u>Division: 516 - Special Events</u>							
10-516-5221-00	Special Dept. Supplies	-	1,400	1,400	1,400	1,400	1,456
10-516-5227-00	Storage Rental	8,976	8,500	8,500	8,500	8,500	8,840
10-516-5252-00	Contractual Services	145	-	-	-	-	-
10-516-5252-05	July 4th	38,397	85,000	85,000	85,000	85,000	88,400
10-516-5252-06	Special Events	-	-	-	-	-	-
10-516-5252-13	City Celebrations	-	-	-	-	-	-
10-516-5252-18	Calabasas Classic	-	-	-	-	-	-
10-516-5252-23	Veterans Day Celebration	-	-	-	-	-	-
10-516-5253-11	Egg Stravaganza	5,143	6,000	6,000	6,000	6,000	6,240
10-516-5253-12	Movie Under the Stars	-	-	-	-	-	-
10-516-5253-15	Teen Events	-	7,500	7,500	7,500	7,500	7,800
10-516-5253-16	Holiday Gala Event	-	15,000	15,000	15,000	15,000	15,600
10-516-5253-17	Film Festival	15,000	15,000	-	-	15,000	15,000
10-516-5253-18	Pumpkin Festival	108	125,000	125,000	125,000	125,000	130,000
10-516-5253-19	Calabasas Musical Programs	1,219	45,000	45,000	45,000	45,000	46,800
10-516-5253-23	Civic Center Art Programs	250	800	800	800	800	832
10-516-5253-24	Calabasas Fine Arts Festival	492	40,300	-	-	-	-
10-516-5253-25	Special Programs & Events	13,626	50,000	50,000	50,000	50,000	52,000
10-516-5430-00	Mileage Reimbursement	-	-	-	-	-	-
		<u>83,356</u>	<u>399,500</u>	<u>344,200</u>	<u>344,200</u>	<u>359,200</u>	<u>372,968</u>



**DETAILED BUDGET FY 2022-23 FY 2023-24**

Budget Account	Account Name	FY 20/21 Actual	FY 21/22 Current Budget	FY 21/22 CY Estimate	FY 22/23 Request	FY 22/23 Recommended	FY 23/24 Recommended
<u>Division: 517 - Klubhouse Peschool</u>							
10-517-5208-00	Telephone	-	-	-	-	-	-
10-517-5220-00	Office Supplies	-	-	-	-	-	-
10-517-5221-00	Special Dept. Supplies	-	-	-	-	-	-
10-517-5222-00	Printing	-	-	-	-	-	-
10-517-5226-00	Dues and Memberships	-	-	-	-	-	-
10-517-5252-00	Contractual Services	6,617	5,000	5,000	5,000	5,000	5,200
10-517-5252-75	School Programs	-	-	-	-	-	-
10-517-5264-00	State Mandates	-	-	-	-	-	-
10-517-5265-00	Advertising	-	-	-	-	-	-
10-517-5417-00	Copier Supplies	-	-	-	-	-	-
10-517-5418-00	Custodial Supplies	-	-	-	-	-	-
10-517-5419-00	Refunds - Deposits & Overpays	-	-	-	-	-	-
10-517-5430-00	Mileage Reimbursement	-	-	-	-	-	-
10-517-6500-00	Capital Outlay	-	-	-	100,000	-	-
		<u>6,617</u>	<u>5,000</u>	<u>5,000</u>	<u>105,000</u>	<u>5,000</u>	<u>5,200</u>

**DETAILED BUDGET FY 2022-23 FY 2023-24**

Budget Account	Account Name	FY 20/21 Actual	FY 21/22 Current Budget	FY 21/22 CY Estimate	FY 22/23 Request	FY 22/23 Recommended	FY 23/24 Recommended
<u>Division: 518 - Senior Center</u>							
10-518-5200-20	Event Insurance	6,244	6,500	6,500	6,500	6,500	6,760
10-518-5208-00	Telephone	1,301	2,000	2,000	2,000	2,000	2,080
10-518-5220-00	Office Supplies	514	3,800	3,800	3,800	3,800	3,952
10-518-5221-00	Special Dept. Supplies	1,971	22,500	22,500	22,500	22,500	23,400
10-518-5221-03	Facility Maintenance	1,016	1,200	1,200	1,200	1,200	1,248
10-518-5222-00	Printing	637	1,000	1,000	1,000	1,000	1,040
10-518-5226-00	Dues and Memberships	550	500	1,020	500	500	520
10-518-5229-00	State Required Fingerprinting	-	200	200	200	200	208
10-518-5230-00	Postage / Courier Service	-	300	300	300	300	312
10-518-5239-00	Equipment Maintenance	279	700	1,808	700	700	728
10-518-5240-00	Utilities - Electric	21,704	23,300	23,300	23,300	23,300	24,232
10-518-5240-01	Utilities - Water	2,175	3,400	3,400	3,400	3,400	3,536
10-518-5240-02	Utilities - Gas	2,302	2,300	2,300	2,300	2,300	2,392
10-518-5240-03	Utilities - Cable	307	2,200	2,200	2,200	2,200	2,288
10-518-5251-50	Contract Instructors	117,152	150,000	150,000	150,000	150,000	156,000
10-518-5252-00	Contractual Services	29,391	27,000	27,000	27,000	27,000	28,080
10-518-5252-76	Senior Programs	4,131	21,000	21,000	21,000	26,000	26,840
10-518-5285-00	Training	-	-	-	1,000	1,000	1,000
10-518-5418-00	Custodial Supplies	2,106	6,900	6,900	6,900	6,900	7,176
10-518-5430-00	Mileage Reimbursement	-	-	-	-	-	-
10-518-5500-01	Security	23,850	2,500	16,716	2,500	2,500	2,600
10-518-6500-00	Capital Outlay	4,909	7,500	7,500	7,500	7,500	7,500
		220,539	284,800	300,644	285,800	290,800	301,892
<b>Total Fund 10 Expenditures</b>		<b>17,521,403</b>	<b>24,236,831</b>	<b>23,934,934</b>	<b>26,604,266</b>	<b>25,247,516</b>	<b>25,769,932</b>

**DETAILED BUDGET FY 2022-23 FY 2023-24**

Budget Account	Account Name	FY 20/21 Actual	FY 21/22 Current Budget	FY 21/22 CY Estimate	FY 22/23 Request	FY 22/23 Recommended	FY 23/24 Recommended
<b>Fund: 11 - Recoverable Deposits</b>							
<b>Revenue</b>							
<u>Division: 000 - Revenue</u>							
11-000-4110-60	Recoverable Project	149,344	500,000	500,000	500,000	500,000	520,000
11-000-4420-00	Miscellaneous	-	-	-	-	-	-
11-000-4840-00	Refunds - Overpayments	-	-	-	-	-	-
11-000-4411-00	Fair Market Value Investments	-	-	-	-	-	-
		<u>149,344</u>	<u>500,000</u>	<u>500,000</u>	<u>500,000</u>	<u>500,000</u>	<u>520,000</u>
<b>Total Fund 11 Revenue</b>		<b>149,344</b>	<b>500,000</b>	<b>500,000</b>	<b>500,000</b>	<b>500,000</b>	<b>520,000</b>
<b>Expenditures</b>							
<u>Division: 163 - Cable Regulation</u>							
11-163-5252-00	Contractual Services	16,450	25,000	25,000	25,000	25,000	26,000
<u>Division: 311 - Administration &amp; Engineering</u>							
11-311-5222-00	Printing	-	-	-	-	-	-
11-311-5252-00	Contractual Services	7,951	150,000	150,000	150,000	150,000	156,000
11-311-5254-00	Malibu Creek Watershed EWMP	-	-	-	-	-	-
11-311-5416-00	Miscellaneous Expenditure	-	-	-	-	-	-
11-311-5430-00	Mileage Reimbursement	-	-	-	-	-	-
		<u>7,951</u>	<u>150,000</u>	<u>150,000</u>	<u>150,000</u>	<u>150,000</u>	<u>156,000</u>
<u>Division: 331 - Transportation Planning</u>							
11-331-5222-00	Printing	-	-	-	-	-	-
11-331-5252-00	Contractual Services	-	-	-	-	-	-
		<u>-</u>	<u>-</u>	<u>-</u>	<u>-</u>	<u>-</u>	<u>-</u>
<u>Division: 412 - Planning Projects &amp; Studies</u>							
11-412-5222-00	Printing	-	-	-	-	-	-
11-412-5252-00	Contractual Services	124,943	300,000	300,000	300,000	300,000	312,000
		<u>124,943</u>	<u>300,000</u>	<u>300,000</u>	<u>300,000</u>	<u>300,000</u>	<u>312,000</u>
<u>Division: 413 - Development Review</u>							
11-413-5222-00	Printing	-	-	-	-	-	-
11-413-5250-00	Contractual Services	-	-	-	-	-	-
11-413-5252-00	Contractual Services	-	-	-	-	-	-
		<u>-</u>	<u>-</u>	<u>-</u>	<u>-</u>	<u>-</u>	<u>-</u>
<u>Division: 415 - Building Inspection</u>							
11-415-5222-00	Printing	-	-	-	-	-	-
11-415-5252-00	Contractual Services	-	25,000	25,000	25,000	25,000	26,000
		<u>-</u>	<u>25,000</u>	<u>25,000</u>	<u>25,000</u>	<u>25,000</u>	<u>26,000</u>
<b>Total Fund 11 Expenditures</b>		<b>149,344</b>	<b>500,000</b>	<b>500,000</b>	<b>500,000</b>	<b>500,000</b>	<b>520,000</b>

**DETAILED BUDGET FY 2022-23 FY 2023-24**

Budget Account	Account Name	FY 20/21 Actual	FY 21/22 Current Budget	FY 21/22 CY Estimate	FY 22/23 Request	FY 22/23 Recommended	FY 23/24 Recommended
<b>Fund: 12 - South Coast Air Quality Management District</b>							
<b>Revenue</b>							
<u>Division: 000 - Revenue</u>							
12-000-4470-00	South Coast Air Quality Mgmt	81,591	35,000	35,000	35,000	35,000	36,400
12-000-4161-00	Sale/Disposal of Asset	79,500	-	12,000	-	-	-
12-000-4410-00	Interest Income	293	-	105	-	-	-
12-000-4411-00	Fair Market Value Investments	-	-	-	-	-	-
		161,384	35,000	47,105	35,000	35,000	36,400
<b>Total Fund 12 Revenue</b>		<b>161,384</b>	<b>35,000</b>	<b>47,105</b>	<b>35,000</b>	<b>35,000</b>	<b>36,400</b>
<b>Expenditures</b>							
<u>Division 331 - Transportation Planning</u>							
12-331-5252-40	Striping, Signing & Marking	-	-	-	-	-	-
12-331-6500-00	Capital Outlay	85,443	125,000	-	140,000	140,000	-
		85,443	125,000	-	140,000	140,000	-
<b>Total Fund 12 Expenditures</b>		<b>85,443</b>	<b>125,000</b>	<b>-</b>	<b>140,000</b>	<b>140,000</b>	<b>-</b>

**DETAILED BUDGET FY 2022-23 FY 2023-24**

Budget Account	Account Name	FY 20/21 Actual	FY 21/22 Current Budget	FY 21/22 CY Estimate	FY 22/23 Request	FY 22/23 Recommended	FY 23/24 Recommended
<b>Fund: 13 Park &amp; Recreation Improvements</b>							
<b>Revenue</b>							
<u>Division: 000 - Revenue</u>							
13-000-4478-00	Proposition 40	-	-	-	-	-	-
13-000-4410-00	Interest Income	(44)	(100)	(100)	(100)	(100)	(104)
13-000-4411-00	Fair Market Value Investments	-	-	-	-	-	-
13-000-4476-00	Grant L.A. Co. Measure A-M & S	-	40,000	40,000	187,000	187,000	-
13-000-4477-00	STATE - Prop 12 Park Bond	-	-	-	-	-	-
13-000-4620-00	Prop A - Per Parcel	-	-	-	-	-	-
		<hr/> (44)	<hr/> 39,900	<hr/> 39,900	<hr/> 186,900	<hr/> 186,900	<hr/> (104)
<b>Total Fund 13 Revenue</b>		<b>(44)</b>	<b>39,900</b>	<b>39,900</b>	<b>186,900</b>	<b>186,900</b>	<b>(104)</b>
<b>Expenditures</b>							
<u>Division: 134 - Non-Departmental</u>							
13-134-9900-20	Transfer to Prop A	1,371	-	-	-	-	-
<u>Division: 519 - Capital Improvements - Parks</u>							
13-519-5530-00	De Anza Park Improvements	-	-	-	-	-	-
13-519-5545-00	Grape Arbor Rehab	-	-	-	-	-	-
13-519-5548-00	Measure A- M & S Projects	-	40,000	40,000	-	-	-
13-519-5549-00	Park & Rec Master Plan	-	-	-	-	-	-
13-519-5550-00	Dog Park	-	-	-	-	-	-
13-519-6503-55	Wild Walnut Park	-	-	-	187,000	187,000	-
		<hr/> -	<hr/> 40,000	<hr/> 40,000	<hr/> 187,000	<hr/> 187,000	<hr/> -
<b>Total Fund 13 Expenditures</b>		<b>-</b>	<b>40,000</b>	<b>40,000</b>	<b>187,000</b>	<b>187,000</b>	<b>-</b>

**DETAILED BUDGET FY 2022-23 FY 2023-24**

Budget Account	Account Name	FY 20/21 Actual	FY 21/22 Current Budget	FY 21/22 CY Estimate	FY 22/23 Request	FY 22/23 Recommended	FY 23/24 Recommended
<b>Fund: 14 - AB939</b>							
<b>Revenue</b>							
<u>Division: 000 - Revenue</u>							
14-000-4410-00	Interest Income	5,576	17,000	17,000	17,000	17,000	17,680
14-000-4411-00	Fair Market Value Investments	-	-	-	-	-	-
14-000-4800-00	AB 939 Franchise Fees	255,298	250,000	250,000	250,000	250,000	260,000
14-000-4802-00	Cal Recycle Program	-	-	-	-	-	-
		<u>260,874</u>	<u>267,000</u>	<u>267,000</u>	<u>267,000</u>	<u>267,000</u>	<u>277,680</u>
<b>Total Fund 14 Revenue</b>		<b>260,874</b>	<b>267,000</b>	<b>267,000</b>	<b>267,000</b>	<b>267,000</b>	<b>277,680</b>
<b>Expenditures</b>							
<u>Division: 134 - Revenue</u>							
14-134-9900-10	Transfer to General Fund	-	-	-	-	-	-
14-134-9900-36	Transfer to Grants	-	-	-	-	-	-
14-134-9900-40	Transfer to Capital	200,000	-	-	-	-	-
		<u>200,000</u>	<u>-</u>	<u>-</u>	<u>-</u>	<u>-</u>	<u>-</u>
<u>Division: 313 - Water Quality Enhancement</u>							
14-313-5100-00	Full Time Salaries	61,112	61,690	64,020	69,602	69,602	72,386
14-313-5103-01	CalPERS City Paid EmployeeCost	4,121	4,318	4,334	4,873	4,873	5,068
14-313-5103-02	CalPERS Employer Cost	6,171	6,379	6,402	7,183	7,183	7,470
14-313-5103-03	CalPERS Unfunded Liability	4,654	6,632	9,413	8,090	8,090	8,414
14-313-5103-04	CalPERS Survivor Benefit	12	48	13	13	13	14
14-313-5104-00	Benefits	(79)	441	626	2,403	2,403	2,499
14-313-5104-02	Medical Insurance	10,892	11,835	11,163	12,921	12,921	13,567
14-313-5104-03	Dental Insurance	749	806	752	802	802	834
14-313-5104-04	Vision Insurance	159	172	159	165	165	172
14-313-5104-05	Short Term Disability	228	353	261	399	399	415
14-313-5104-06	Long Term Disability	110	113	126	128	128	133
14-313-5104-07	Life Insurance	167	176	191	200	200	208
14-313-5104-08	Accidental Death & Dismember	40	44	47	51	51	53
14-313-5104-09	Employee Assistance Program	22	86	26	86	86	89
14-313-5106-01	Medicare	845	894	894	1,031	1,031	1,072
14-313-5110-00	Auto Allowance	-	60	60	120	120	125
14-313-5110-01	457 Match	-	-	570	1,392	1,392	1,448
14-313-5221-00	Special Dept. Supplies	5,174	8,000	8,000	8,000	8,000	8,320
14-313-5250-21	Contractual Svcs-Franchise	-	-	-	-	-	-
14-313-5250-30	Contractual Svcs-AB 939	-	-	-	-	-	-
14-313-5250-31	Public Education - AB 939	11,906	15,400	15,400	15,400	15,400	16,016
14-313-5252-00	Contractual Services	47,398	54,500	54,500	54,500	54,500	56,680
14-315-5110-01	457 Match	-	-	-	-	-	-
		<u>153,681</u>	<u>171,947</u>	<u>176,954</u>	<u>187,359</u>	<u>187,359</u>	<u>194,983</u>
<u>Division: 414 - Natural Resources Protection</u>							
14-414-5250-30	Contractual Svcs-AB 939	-	-	-	-	-	-
14-414-5250-31	Public Education - AB 939	-	-	-	-	-	-
		<u>-</u>	<u>-</u>	<u>-</u>	<u>-</u>	<u>-</u>	<u>-</u>
<b>Total Fund 14 Expenditures</b>		<b>353,681</b>	<b>171,947</b>	<b>176,954</b>	<b>187,359</b>	<b>187,359</b>	<b>194,983</b>

**DETAILED BUDGET FY 2022-23 FY 2023-24**

Budget Account	Account Name	FY 20/21 Actual	FY 21/22 Current Budget	FY 21/22 CY Estimate	FY 22/23 Request	FY 22/23 Recommended	FY 23/24 Recommended
<b>Fund 15 - Gas Tax</b>							
<b>Revenue</b>							
<u>Division: 000 - Revenue</u>							
15-000-4410-00	Interest Income	4,575	9,000	9,000	9,000	9,000	9,360
15-000-4411-00	Fair Market Value Investments	-	-	-	-	-	-
15-000-4610-00	Gas Tax Fund - 2105	123,255	111,000	111,000	111,000	111,000	115,440
15-000-4610-10	Gas Tax Fund - 2106	73,892	66,000	66,000	66,000	66,000	68,640
15-000-4610-20	Gas Tax Fund - 2107	166,785	133,000	133,000	133,000	133,000	138,320
15-000-4610-30	Gas Tax Fund - 2107.5	5,000	4,000	5,000	4,000	4,000	4,160
15-000-4610-40	Gas Tax Fund - 2103	161,409	172,000	172,000	172,000	172,000	178,880
15-000-4611-00	Local Streets & Rd Traf Cong	-	-	-	-	-	-
15-000-4611-01	Road Maint & Rehab (RMRA)	-	-	-	-	-	-
15-000-4611-02	Loan Repayment	-	22,000	22,000	22,000	22,000	22,880
15-000-4900-63	Transfer in RMRA	-	-	-	-	-	-
		534,916	517,000	518,000	517,000	517,000	537,680
<b>Total Fund 15 Revenue</b>		<b>534,916</b>	<b>517,000</b>	<b>518,000</b>	<b>517,000</b>	<b>517,000</b>	<b>537,680</b>
<b>Expenditures</b>							
<u>Division: 134 - Non-Departmental</u>							
15-134-9900-40	Transfer to Capital	552,663	600,000	600,000	660,000	660,000	660,000
15-134-9900-63	Transfer to RMRA	-	-	-	-	-	-
		552,663	600,000	600,000	660,000	660,000	660,000
<u>Division: 311 - Administration &amp; Engineering</u>							
15-311-5100-00	Full Time Salaries	18,374	24,365	21,067	24,843	24,843	25,837
15-311-5103-01	CalPERS City Paid EmployeeCost	422	443	455	578	578	601
15-311-5103-02	CalPERS Employer Cost	1,748	2,023	1,939	2,091	2,091	2,175
15-311-5103-03	CalPERS Unfunded Liability	800	1,226	1,741	1,021	1,021	1,062
15-311-5103-04	CalPERS Survivor Benefit	6	144	6	6	6	6
15-311-5104-00	Benefits	(2,252)	134	291	884	884	919
15-311-5104-02	Medical Insurance	4,733	5,235	4,472	5,022	5,022	5,273
15-311-5104-03	Dental Insurance	299	322	201	285	285	296
15-311-5104-04	Vision Insurance	65	71	45	61	61	63
15-311-5104-05	Short Term Disability	88	140	93	143	143	149
15-311-5104-06	Long Term Disability	43	44	45	45	45	47
15-311-5104-07	Life Insurance	61	73	66	75	75	78
15-311-5104-08	Accidental Death & Dismember	15	18	17	18	18	19
15-311-5104-09	Employee Assistance Program	10	258	12	258	258	268
15-311-5106-01	Medicare	260	712	712	368	368	383
15-311-5106-02	Social Security	10	-	-	-	-	-
15-311-5109-00	Hourly Employees	154	-	-	-	-	-
15-311-5110-00	Auto Allowance	-	120	120	30	30	31
15-311-5110-01	457 Match	-	-	129	496	496	516
15-311-9800-00	Cost Allocation Plan Charges	14,000	14,000	14,000	14,000	14,000	14,560
		38,836	49,328	45,410	50,224	50,224	52,283
<b>Total Fund 15 Expenditures</b>		<b>591,499</b>	<b>649,328</b>	<b>645,410</b>	<b>710,224</b>	<b>710,224</b>	<b>712,283</b>









**DETAILED BUDGET FY 2022-23 FY 2023-24**

Budget Account	Account Name	FY 20/21 Actual	FY 21/22 Current Budget	FY 21/22 CY Estimate	FY 22/23 Request	FY 22/23 Recommended	FY 23/24 Recommended
<b>Fund: 20 - Prop A</b>							
<b>Revenue</b>							
<u>Division: 000 - Revenue</u>							
20-000-4468-00	Advertising	-	-	-	-	-	-
20-000-4410-00	Interest Income	2,876	11,000	11,000	11,000	11,000	11,440
20-000-4411-00	Fair Market Value Investments	-	-	-	-	-	-
20-000-4620-00	Prop A - Per Parcel	487,691	425,000	425,000	425,000	425,000	442,000
20-000-4620-01	STATE - LV Creek Phase II	-	-	-	-	-	-
20-000-4900-13	Transfer in Park & Rec Fund	1,371	-	-	-	-	-
20-000-4900-25	Transfer in Prop C	19	-	4,681	-	-	-
20-000-4900-36	Transfer in Grant Fund	-	-	-	-	-	-
		<u>491,957</u>	<u>436,000</u>	<u>440,681</u>	<u>436,000</u>	<u>436,000</u>	<u>453,440</u>
<b>Total Fund 20 Revenue</b>		<b>491,957</b>	<b>436,000</b>	<b>440,681</b>	<b>436,000</b>	<b>436,000</b>	<b>453,440</b>
<b>Expenditures</b>							
<u>Division: 134 - Non-Departmental</u>							
20-134-9900-10	Transfer to General Fund	-	-	-	-	-	-
20-134-9900-16	Transfer to Developr ImpactFee	-	-	-	-	-	-
20-134-9900-25	Transfer to Prop C	4,700	-	-	-	-	-
20-134-9900-29	Transfer to Transit	182,252	387,200	387,200	387,200	387,200	387,200
20-134-9900-34	Transfer to Measure R LR	-	-	-	-	-	-
20-134-9900-40	Transfer to Capital	46,171	-	-	-	-	-
		<u>233,123</u>	<u>387,200</u>	<u>387,200</u>	<u>387,200</u>	<u>387,200</u>	<u>387,200</u>
<u>Division: 331 - Transportation Planning</u>							
20-331-5100-00	Full Time Salaries	40,443	43,151	39,645	41,273	41,273	42,924
20-331-5103-01	CalPERS City Paid EmployeeCost	292	306	308	379	379	394
20-331-5103-02	CalPERS Employer Cost	3,237	3,396	2,672	3,238	3,238	3,368
20-331-5103-03	CalPERS Unfunded Liability	1,029	1,640	2,327	765	765	796
20-331-5103-04	CalPERS Survivor Benefit	12	48	11	13	13	14
20-331-5104-00	Benefits	1,780	1,510	1,217	1,847	1,847	1,921
20-331-5104-02	Medical Insurance	3,154	3,504	1,530	4,290	4,290	4,505
20-331-5104-03	Dental Insurance	284	306	158	298	298	310
20-331-5104-04	Vision Insurance	67	72	36	68	68	71
20-331-5104-05	Short Term Disability	156	247	147	236	236	245
20-331-5104-06	Long Term Disability	75	79	71	75	75	78
20-331-5104-07	Life Insurance	113	124	107	118	118	123
20-331-5104-08	Accidental Death & Dismember	27	31	26	30	30	31
20-331-5104-09	Employee Assistance Program	22	86	26	129	129	134
20-331-5106-01	Medicare	579	625	625	611	611	635
20-331-5110-00	Auto Allowance	-	60	60	60	60	62
20-331-5110-01	457 Match	-	-	195	825	825	858
20-331-9800-00	Cost Allocation Plan Charges	24,000	24,000	24,000	24,000	24,000	24,960
		<u>75,270</u>	<u>79,185</u>	<u>73,158</u>	<u>78,255</u>	<u>78,255</u>	<u>81,428</u>

**DETAILED BUDGET FY 2022-23 FY 2023-24**

Budget Account	Account Name	FY 20/21 Actual	FY 21/22 Current Budget	FY 21/22 CY Estimate	FY 22/23 Request	FY 22/23 Recommended	FY 23/24 Recommended
<u>Division: 333 - Transit Services</u>							
20-333-5252-31	Camp Calabasas-Rec #140-25	-	-	-	-	-	-
20-333-5252-33	Dial-a-Ride #130-01	-	-	-	-	-	-
20-333-5252-34	Pumpkin Fest Shuttle #140-07	-	-	-	-	-	-
20-333-5252-35	Summer Beach Bus #140-01	-	-	-	-	-	-
20-333-5252-36	SFV/NC Corridor Staff #480-09	-	-	-	-	-	-
20-333-5252-37	Summer Youth Excursion #140-03	-	-	-	-	-	-
20-333-5252-39	Flexible Route Shuttle #110-01	-	-	-	-	-	-
20-333-5252-41	Youth Excursion Trip #140-03	-	-	-	-	-	-
20-333-5252-42	Camp Calabasas Winter Excursio	-	-	-	-	-	-
20-333-5252-47	Summer Excursion	-	-	-	-	-	-
20-333-5252-48	Senior Trips #140-24	-	-	-	-	-	-
20-333-5252-51	Vehicle Maintenance #180-01	-	-	-	-	-	-
		-	-	-	-	-	-
<b>Total Fund 20 Expenditures</b>		<b>308,393</b>	<b>466,385</b>	<b>460,358</b>	<b>465,455</b>	<b>465,455</b>	<b>468,628</b>

**DETAILED BUDGET FY 2022-23 FY 2023-24**

Budget Account	Account Name	FY 20/21 Actual	FY 21/22 Current Budget	FY 21/22 CY Estimate	FY 22/23 Request	FY 22/23 Recommended	FY 23/24 Recommended
<b>Fund: 21 - LMD 22 - Common Benefit Areas</b>							
<b>Revenue</b>							
<u>Division: 000 - Revenue</u>							
21-000-4010-00	Property Tax Secured	2,074,730	2,125,000	2,125,000	2,125,000	2,125,000	2,210,000
21-000-4010-01	Property Tax UnSecured	21,094	17,000	62,636	17,000	17,000	17,680
21-000-4010-02	Property Tax Unitary	1	-	-	-	-	-
21-000-4010-03	Property Tax Supplemental	54,122	44,000	44,000	44,000	44,000	45,760
21-000-4010-04	Property Tax Redemption	36,896	43,000	43,000	43,000	43,000	44,720
21-000-4010-05	Property Tax Refunds	(22,865)	(25,000)	(25,000)	(25,000)	(25,000)	(26,000)
21-000-4010-06	Property Tax Home Owner Exempt	9,982	9,000	9,000	9,000	9,000	9,360
21-000-4010-07	Property Tax Penalty	7,732	8,000	8,000	8,000	8,000	8,320
21-000-4010-10	Unsecured Prop Tax (not used)	-	-	-	-	-	-
21-000-4410-22	Interest Landscape Dist. #22	22,821	52,200	52,200	52,200	52,200	54,288
21-000-4411-00	Fair Market Value Investments	-	-	-	-	-	-
21-000-4010-22	Prop Tax - Dist 22 Ad Valorem	-	-	-	-	-	-
		2,204,513	2,273,200	2,318,836	2,273,200	2,273,200	2,364,128
<b>Total Fund 21 Revenue</b>		<b>2,204,513</b>	<b>2,273,200</b>	<b>2,318,836</b>	<b>2,273,200</b>	<b>2,273,200</b>	<b>2,364,128</b>
<b>Expenditures</b>							
<u>Division: 134 - Non-Departmental</u>							
21-134-9900-40	Transfer to Capital	105,257	-	33,476	-	-	-
<u>Division: 326 - LMD #22 Ad Valorum/CBA</u>							
21-326-5100-00	Full Time Salaries	131,264	86,644	125,781	92,577	92,577	96,280
21-326-5103-01	CalPERS City Paid EmployeeCost	1,108	1,163	1,177	1,685	1,685	1,752
21-326-5103-02	CalPERS Employer Cost	6,394	7,033	6,416	7,602	7,602	7,906
21-326-5103-03	CalPERS Unfunded Liability	2,506	3,899	5,534	3,059	3,059	3,181
21-326-5103-04	CalPERS Survivor Benefit	18	168	17	19	19	20
21-326-5104-00	Benefits	3,184	600	-	776	776	807
21-326-5104-02	Medical Insurance	11,194	12,450	10,908	12,955	12,955	13,603
21-326-5104-03	Dental Insurance	651	700	618	635	635	660
21-326-5104-04	Vision Insurance	130	141	123	125	125	130
21-326-5104-05	Short Term Disability	314	496	350	530	530	551
21-326-5104-06	Long Term Disability	151	159	168	171	171	178
21-326-5104-07	Life Insurance	208	250	234	267	267	278
21-326-5104-08	Accidental Death & Dismember	50	63	57	67	67	70
21-326-5104-09	Employee Assistance Program	33	302	38	302	302	314
21-326-5106-00	Employer Taxes	686	-	-	-	-	-
21-326-5106-01	Medicare	1,776	1,567	1,567	1,497	1,497	1,557
21-326-5109-00	Hourly Employees	21,643	18,300	10,347	7,395	7,395	7,691
21-326-5110-00	Auto Allowance	1,602	1,590	1,590	1,410	1,410	1,466
21-326-5110-01	457 Match	-	-	759	1,852	1,852	1,926
21-326-5201-01	County Administrative Fee	28,995	-	28,819	-	-	-
21-326-5220-00	Office Supplies	-	-	-	-	-	-
21-326-5222-00	Printing	-	-	-	-	-	-
21-326-5228-00	Publications	-	-	-	-	-	-
21-326-5252-10	Road safety/Shoulder/Pky maint	-	-	-	-	-	-
21-326-5252-83	General Landscape Maintenance	-	-	-	-	-	-
21-326-5416-00	Miscellaneous Expenditure	-	-	-	-	-	-
21-326-5701-00	Contractual Services	-	-	-	-	-	-
21-326-5701-21	Contractual Services	-	-	-	-	-	-
21-326-5701-24	Contractual Services	-	-	-	-	-	-
21-326-5701-25	Contractual Services	-	-	-	-	-	-
21-326-5701-26	Contractual Services	-	-	-	-	-	-
21-326-5702-21	Electric Svc - IrrigationMeter	18,524	24,000	24,000	24,000	24,000	24,960
21-326-5702-24	Electric Svc - IrrigationMeter	4,928	5,800	5,800	5,800	5,800	6,032

**DETAILED BUDGET FY 2022-23 FY 2023-24**

Budget Account	Account Name	FY 20/21 Actual	FY 21/22 Current Budget	FY 21/22 CY Estimate	FY 22/23 Request	FY 22/23 Recommended	FY 23/24 Recommended
21-326-5702-25	Electric Svc - IrrigationMeter	-	3,000	3,000	3,000	3,000	3,120
21-326-5702-26	Electric Svc - IrrigationMeter	6,431	4,800	4,800	4,800	4,800	4,992
21-326-5703-21	Electric Svc - Street Lights	-	-	-	-	-	-
21-326-5704-24	Fertilization	-	-	-	-	-	-
21-326-5704-25	Fertilization	-	-	-	-	-	-
21-326-5704-26	Fertilization	-	-	-	-	-	-
21-326-5706-21	Insect & Disease Control	-	10,000	10,000	10,000	10,000	10,400
21-326-5706-24	Insect & Disease Control	-	-	-	-	-	-
21-326-5706-25	Insect & Disease Control	-	9,000	9,000	9,000	9,000	9,360
21-326-5706-26	Insect & Disease Control	792	1,500	1,500	1,500	1,500	1,560
21-326-5707-21	Irrigation Repairs	5,191	5,000	5,000	5,000	5,000	5,200
21-326-5707-22	Irrigation Repairs	-	-	-	-	-	-
21-326-5707-24	Irrigation Repairs	9,224	3,500	4,000	3,500	3,500	3,640
21-326-5707-25	Irrigation Repairs	67,093	9,000	16,500	9,000	9,000	9,360
21-326-5707-26	Irrigation Repairs	3,791	5,500	5,500	5,500	5,500	5,720
21-326-5708-21	Lake Insurance	-	12,000	12,000	12,000	12,000	12,480
21-326-5709-21	Lake Maintenance-Aeration	11,774	10,000	13,000	10,000	10,000	10,400
21-326-5710-21	Lake Maintenance-Lighting	-	-	-	-	-	-
21-326-5711-21	Lake Maintenance-Svc Contract	184,312	120,000	120,000	120,000	120,000	124,800
21-326-5712-09	Landscape Maint-Svc Contract	-	-	-	-	-	-
21-326-5712-21	Landscape Maint-Svc Contract	113,199	135,600	135,600	135,600	135,600	141,024
21-326-5712-22	Landscape Maint-Svc Contract	-	-	-	-	-	-
21-326-5712-24	Landscape Maint-Svc Contract	39,489	38,400	40,000	38,400	38,400	39,936
21-326-5712-25	Landscape Maint-Svc Contract	75,154	71,000	71,000	71,000	71,000	73,840
21-326-5712-26	Landscape Maint-Svc Contract	69,188	61,000	75,000	61,000	61,000	63,440
21-326-5713-21	Landscape Refurbishment	608	30,000	30,000	30,000	30,000	31,200
21-326-5713-24	Landscape Refurbishment	4,779	7,400	7,400	7,400	7,400	7,696
21-326-5713-25	Landscape Refurbishment	29,444	8,500	19,350	8,500	8,500	8,840
21-326-5713-26	Landscape Refurbishment	5,902	5,500	6,500	5,500	5,500	5,720
21-326-5714-21	Office Supplies	-	-	-	-	-	-
21-326-5714-25	Office Supplies	-	-	-	-	-	-
21-326-5714-26	Office Supplies	-	-	-	-	-	-
21-326-5716-21	Pest Abatement	4,080	15,000	15,000	15,000	15,000	15,600
21-326-5716-24	Pest Abatement	-	-	-	-	-	-
21-326-5716-25	Pest Abatement	4,300	1,500	1,500	1,500	1,500	1,560
21-326-5716-26	Pest Abatement	-	1,000	1,000	1,000	1,000	1,040
21-326-5717-21	Planting - Color Change	-	-	-	-	-	-
21-326-5717-24	Planting - Color Change	-	-	-	-	-	-
21-326-5717-25	Planting - Color Change	-	-	-	-	-	-
21-326-5718-21	Planting - Shrubs & Turf Grass	-	-	-	-	-	-
21-326-5718-24	Planting - Shrubs & Turf Grass	-	-	-	-	-	-
21-326-5718-25	Planting - Shrubs & Turf Grass	-	-	-	-	-	-
21-326-5718-26	Planting - Shrubs & Turf Grass	-	-	-	-	-	-
21-326-5719-21	Planting - Trees	-	2,500	2,500	2,500	2,500	2,600
21-326-5719-24	Planting - Trees	-	-	-	-	-	-
21-326-5719-25	Planting - Trees	-	1,500	1,500	1,500	1,500	1,560
21-326-5719-26	Planting - Trees	-	-	-	-	-	-
21-326-5720-21	Postage	-	-	-	-	-	-
21-326-5721-21	Testing & Analysis	-	-	-	-	-	-
21-326-5722-21	Tree Removal	4,388	15,000	15,000	15,000	15,000	15,600
21-326-5722-22	Tree Removal	-	-	-	-	-	-
21-326-5722-24	Tree Removal	8,007	4,000	4,000	4,000	4,000	4,160
21-326-5722-25	Tree Removal	7,186	15,000	15,000	15,000	15,000	15,600
21-326-5722-26	Tree Removal	8,518	500	990	500	500	520
21-326-5723-21	Tree Trimming	7,381	30,000	30,000	30,000	30,000	31,200
21-326-5723-22	Tree Trimming	-	-	-	-	-	-
21-326-5723-24	Tree Trimming	20,464	5,000	5,000	5,000	5,000	5,200
21-326-5723-25	Tree Trimming	8,203	10,000	21,484	10,000	10,000	10,400
21-326-5723-26	Tree Trimming	10,615	12,000	12,000	12,000	12,000	12,480

**DETAILED BUDGET FY 2022-23 FY 2023-24**

Budget Account	Account Name	FY 20/21 Actual	FY 21/22 Current Budget	FY 21/22 CY Estimate	FY 22/23 Request	FY 22/23 Recommended	FY 23/24 Recommended
21-326-5724-25	V-Ditch Irrigated Common Area	-	-	-	-	-	-
21-326-5726-00	Water	-	-	-	-	-	-
21-326-5726-21	Water	179,048	140,000	157,690	140,000	140,000	145,600
21-326-5726-24	Water	43,667	25,000	34,285	25,000	25,000	26,000
21-326-5726-25	Water	195,802	115,000	146,718	115,000	115,000	119,600
21-326-5726-26	Water	9,611	9,000	9,000	9,000	9,000	9,360
21-326-5727-00	Brush Clearance	-	-	-	-	-	-
21-326-5727-21	Brush Clearance	-	5,000	5,000	5,000	5,000	5,200
21-326-5727-25	Brush Clearance	-	10,000	10,000	10,000	10,000	10,400
21-326-5727-26	Brush Clearance	-	2,500	2,500	2,500	2,500	2,600
21-326-5728-00	Lake Security	60,000	-	-	-	-	-
21-326-5799-00	Projects/Miscellaneous	-	-	-	-	-	-
21-326-5799-21	Projects/Miscellaneous	6,274	-	-	-	-	-
21-326-5799-24	Projects/Miscellaneous	-	-	-	-	-	-
21-326-5799-25	Projects/Miscellaneous	-	-	-	-	-	-
21-326-5799-26	Projects/Miscellaneous	-	16,000	16,000	16,000	16,000	16,640
21-326-6500-00	Capital Outlay	-	-	-	35,000	35,000	-
21-326-9900-40	Transfer to Capital	-	1,000,000	1,000,000	2,750,000	2,750,000	-
		1,439,274	2,151,525	2,319,619	3,933,924	3,933,924	1,195,011
<b>Total Fund 21 Expenditures</b>		<b>1,544,531</b>	<b>2,151,525</b>	<b>2,353,095</b>	<b>3,933,924</b>	<b>3,933,924</b>	<b>1,195,011</b>

**DETAILED BUDGET FY 2022-23 FY 2023-24**

Budget Account	Account Name	FY 20/21 Actual	FY 21/22 Current Budget	FY 21/22 CY Estimate	FY 22/23 Request	FY 22/23 Recommended	FY 23/24 Recommended
<b>Fund: 22 - Landscape Maintenance District 22</b>							
<b>Revenue</b>							
<u>Division: 000 - Revenue</u>							
22-000-4410-22	Interest Landscape Dist. #22	3,744	24,200	24,200	3,000	3,000	3,120
22-000-4420-00	Miscellaneous	-	-	692	-	-	-
22-000-4411-00	Fair Market Value Investments	-	-	-	-	-	-
22-000-4010-22	Prop Tax - Dist 22 Ad Valorem	-	-	-	-	-	-
22-000-4710-22	Prop Tax Direct Assess LMD 22	3,130,077	3,208,822	3,208,822	3,385,826	3,385,826	3,521,259
		<u>3,133,821</u>	<u>3,233,022</u>	<u>3,233,714</u>	<u>3,388,826</u>	<u>3,388,826</u>	<u>3,524,379</u>
<b>Total Fund 22 Revenue</b>		<b>3,133,821</b>	<b>3,233,022</b>	<b>3,233,714</b>	<b>3,388,826</b>	<b>3,388,826</b>	<b>3,524,379</b>
<b>Expenditures</b>							
<u>Division: 322 - LMD #22</u>							
22-322-5100-00	Full Time Salaries	100,918	103,088	111,467	109,525	109,525	113,906
22-322-5103-01	CalPERS City Paid EmployeeCost	146	153	153	161	161	167
22-322-5103-02	CalPERS Employer Cost	7,601	7,884	7,906	8,247	8,247	8,577
22-322-5103-03	CalPERS Unfunded Liability	1,968	3,280	4,656	674	674	701
22-322-5103-04	CalPERS Survivor Benefit	24	72	25	24	24	25
22-322-5104-00	Benefits	(961)	600	(477)	1,088	1,088	1,132
22-322-5104-02	Medical Insurance	13,324	14,792	14,049	15,846	15,846	16,638
22-322-5104-03	Dental Insurance	784	844	786	809	809	841
22-322-5104-04	Vision Insurance	151	163	150	151	151	157
22-322-5104-05	Short Term Disability	379	590	438	626	626	651
22-322-5104-06	Long Term Disability	183	189	212	202	202	210
22-322-5104-07	Life Insurance	263	295	302	313	313	326
22-322-5104-08	Accidental Death & Dismember	63	75	72	79	79	82
22-322-5104-09	Employee Assistance Program	44	129	50	129	129	134
22-322-5106-00	Employer Taxes	717	-	-	-	-	-
22-322-5106-01	Medicare	1,379	1,805	1,805	1,830	1,830	1,903
22-322-5109-00	Hourly Employees	1,409	-	3,863	12,325	12,325	12,818
22-322-5110-00	Auto Allowance	2,361	2,130	2,130	2,130	2,130	2,215
22-322-5110-01	457 Match	-	-	1,026	2,190	2,190	2,278
22-322-5220-00	Office Supplies	-	-	-	-	-	-
22-322-5222-00	Printing	-	-	-	-	-	-
22-322-5252-00	Contractual Services	-	-	-	-	-	-
22-322-5270-00	Business Meeting & Conference	-	-	-	-	-	-
22-322-5701-00	Contractual Services	-	-	-	-	-	-
22-322-5701-04	Contractual Services	234	2,000	2,000	2,000	2,000	2,080
22-322-5701-05	Contractual Services	54	200	200	200	200	208
22-322-5701-06	Contractual Services	717	2,900	2,900	2,900	2,900	3,016
22-322-5701-07	Contractual Services	670	2,800	2,800	2,800	2,800	2,912
22-322-5701-08	Contractual Services	622	1,400	1,400	1,400	1,400	1,456
22-322-5701-09	Contractual Services	142	500	500	500	500	520
22-322-5701-10	Contractual Services	48	500	500	500	500	520
22-322-5701-11	Contractual Services	130	500	500	500	500	520
22-322-5701-12	Contractual Services	25	-	-	-	-	-
22-322-5701-13	Contractual Services	392	850	850	850	850	884
22-322-5701-14	Contractual Services	176	390	390	390	390	406
22-322-5701-15	Contractual Services	-	-	-	-	-	-
22-322-5701-16	Contractual Services	816	1,600	1,600	1,600	1,600	1,664
22-322-5701-19	Contractual Services	276	5,100	5,100	5,100	5,100	5,304
22-322-5701-20	Contractual Services	162	800	800	800	800	832
22-322-5702-04	Electric Svc - IrrigationMeter	-	-	-	-	-	-
22-322-5702-06	Electric Svc - IrrigationMeter	4,406	-	3,218	5,000	5,000	5,200
22-322-5702-07	Electric Svc - IrrigationMeter	1,439	5,000	5,000	5,000	5,000	5,200
22-322-5702-08	Electric Svc - IrrigationMeter	3,676	5,800	5,800	5,800	5,800	6,032



**DETAILED BUDGET FY 2022-23 FY 2023-24**

Budget Account	Account Name	FY 20/21 Actual	FY 21/22 Current Budget	FY 21/22 CY Estimate	FY 22/23 Request	FY 22/23 Recommended	FY 23/24 Recommended
22-322-5702-09	Electric Svc - IrrigationMeter	-	-	-	-	-	-
22-322-5702-10	Electric Svc - IrrigationMeter	2,770	-	4,475	-	-	-
22-322-5702-11	Electric Svc - IrrigationMeter	495	250	449	250	250	260
22-322-5702-14	Electric Svc - IrrigationMeter	300	-	273	-	-	-
22-322-5702-16	Electric Svc - IrrigationMeter	-	-	-	-	-	-
22-322-5702-19	Electric Svc - IrrigationMeter	3,958	-	3,419	5,000	5,000	5,200
22-322-5702-20	Electric Svc - IrrigationMeter	443	825	825	825	825	858
22-322-5702-25	Electric Svc - IrrigationMeter	-	-	-	-	-	-
22-322-5703-19	Electric Svc - Street Lights	-	-	-	-	-	-
22-322-5704-04	Fertilization	-	-	2,398	-	-	-
22-322-5704-05	Fertilization	-	-	-	-	-	-
22-322-5704-06	Fertilization	-	-	-	-	-	-
22-322-5704-07	Fertilization	-	1,500	1,500	1,500	1,500	1,560
22-322-5704-08	Fertilization	903	-	-	-	-	-
22-322-5704-09	Fertilization	-	-	-	-	-	-
22-322-5704-11	Fertilization	-	-	-	-	-	-
22-322-5704-12	Fertilization	-	-	-	-	-	-
22-322-5704-14	Fertilization	-	-	-	-	-	-
22-322-5705-19	Fountain Maintenance	-	5,000	5,000	-	-	-
22-322-5706-05	Insect & Disease Control	-	-	-	-	-	-
22-322-5706-06	Insect & Disease Control	-	-	-	-	-	-
22-322-5706-07	Insect & Disease Control	-	6,500	6,500	6,500	6,500	6,760
22-322-5706-09	Insect & Disease Control	-	350	350	350	350	364
22-322-5706-10	Insect & Disease Control	-	-	742	-	-	-
22-322-5706-11	Insect & Disease Control	-	1,500	1,500	1,500	1,500	1,560
22-322-5706-12	Insect & Disease Control	-	-	-	-	-	-
22-322-5706-13	Insect & Disease Control	-	2,000	2,000	2,000	2,000	2,080
22-322-5706-14	Insect & Disease Control	-	650	650	650	650	676
22-322-5707-04	Irrigation Repairs	41,745	6,000	19,930	6,000	6,000	6,240
22-322-5707-05	Irrigation Repairs	1,562	3,000	3,000	3,000	3,000	3,120
22-322-5707-06	Irrigation Repairs	21,296	15,000	24,259	15,000	15,000	15,600
22-322-5707-07	Irrigation Repairs	16,678	12,500	12,871	12,500	12,500	13,000
22-322-5707-08	Irrigation Repairs	394	20,000	20,000	20,000	20,000	20,800
22-322-5707-09	Irrigation Repairs	913	250	250	250	250	260
22-322-5707-10	Irrigation Repairs	4,679	3,500	6,000	3,500	3,500	3,640
22-322-5707-11	Irrigation Repairs	6,072	2,500	6,000	2,500	2,500	2,600
22-322-5707-12	Irrigation Repairs	-	-	-	-	-	-
22-322-5707-13	Irrigation Repairs	-	5,500	5,500	5,500	5,500	5,720
22-322-5707-14	Irrigation Repairs	10,498	5,500	5,500	5,500	5,500	5,720
22-322-5707-15	Irrigation Repairs	-	-	-	-	-	-
22-322-5707-19	Irrigation Repairs	7,989	25,000	25,000	25,000	25,000	26,000
22-322-5707-20	Irrigation Repairs	-	8,500	8,500	8,500	8,500	8,840
22-322-5708-07	Lake Insurance	10,996	-	-	-	-	-
22-322-5711-07	Lake Maintenance-Svc Contract	-	-	7,271	-	-	-
22-322-5712-04	Landscape Maint-Svc Contract	56,850	61,200	61,200	61,200	61,200	63,648
22-322-5712-05	Landscape Maint-Svc Contract	28,381	28,500	28,500	28,500	28,500	29,640
22-322-5712-06	Landscape Maint-Svc Contract	185,423	156,500	156,500	157,000	157,000	163,280
22-322-5712-07	Landscape Maint-Svc Contract	74,717	79,000	79,000	79,000	79,000	82,160
22-322-5712-08	Landscape Maint-Svc Contract	149,487	149,000	149,000	149,000	149,000	154,960
22-322-5712-09	Landscape Maint-Svc Contract	12,279	38,970	38,970	38,970	38,970	40,529
22-322-5712-10	Landscape Maint-Svc Contract	49,829	49,800	49,800	49,800	49,800	51,792
22-322-5712-11	Landscape Maint-Svc Contract	37,497	39,659	39,659	39,659	39,659	41,245
22-322-5712-13	Landscape Maint-Svc Contract	74,901	70,000	70,000	70,000	70,000	72,800
22-322-5712-14	Landscape Maint-Svc Contract	35,909	47,550	47,550	47,550	47,550	49,452
22-322-5712-15	Landscape Maint-Svc Contract	-	-	-	-	-	-
22-322-5712-16	Landscape Maint-Svc Contract	-	-	-	-	-	-
22-322-5712-19	Landscape Maint-Svc Contract	111,187	105,000	105,000	105,000	105,000	109,200
22-322-5712-20	Landscape Maint-Svc Contract	71,280	52,500	52,500	52,500	52,500	54,600
22-322-5712-22	Landscape Maint-Svc Contract	-	-	-	-	-	-

**DETAILED BUDGET FY 2022-23 FY 2023-24**

Budget Account	Account Name	FY 20/21 Actual	FY 21/22 Current Budget	FY 21/22 CY Estimate	FY 22/23 Request	FY 22/23 Recommended	FY 23/24 Recommended
22-322-5712-24	Landscape Maint-Svc Contract	-	-	-	-	-	-
22-322-5712-25	Landscape Maint-Svc Contract	-	-	-	-	-	-
22-322-5712-30	Landscape Maint-Svc Contract	-	-	-	-	-	-
22-322-5712-31	Landscape Maint-Svc Contract	-	-	-	-	-	-
22-322-5713-04	Landscape Refurbishment	64,202	8,500	8,500	8,500	8,500	8,840
22-322-5713-05	Landscape Refurbishment	947	500	2,800	500	500	520
22-322-5713-06	Landscape Refurbishment	53,284	40,000	40,000	40,000	40,000	41,600
22-322-5713-07	Landscape Refurbishment	73,813	40,000	75,000	40,000	40,000	41,600
22-322-5713-08	Landscape Refurbishment	53,457	10,500	22,000	10,500	10,500	10,920
22-322-5713-09	Landscape Refurbishment	4,162	500	500	500	500	520
22-322-5713-10	Landscape Refurbishment	6,113	-	1,398	-	-	-
22-322-5713-11	Landscape Refurbishment	660	3,500	3,500	3,500	3,500	3,640
22-322-5713-12	Landscape Refurbishment	-	-	-	-	-	-
22-322-5713-13	Landscape Refurbishment	10,735	20,000	20,000	20,000	20,000	20,800
22-322-5713-14	Landscape Refurbishment	-	1,000	14,000	1,000	1,000	1,040
22-322-5713-15	Landscape Refurbishment	-	-	-	-	-	-
22-322-5713-16	Landscape Refurbishment	-	75,000	75,000	75,000	75,000	78,000
22-322-5713-19	Landscape Refurbishment	14,098	30,000	30,000	30,000	30,000	31,200
22-322-5713-20	Landscape Refurbishment	4,917	1,600	1,600	1,600	1,600	1,664
22-322-5713-24	Landscape Refurbishment	-	-	-	-	-	-
22-322-5713-25	Landscape Refurbishment	-	-	-	-	-	-
22-322-5714-00	Office Supplies	-	-	-	-	-	-
22-322-5714-07	Office Supplies	-	-	-	-	-	-
22-322-5714-25	Office Supplies	-	-	-	-	-	-
22-322-5715-06	Park Maintenance	-	-	-	-	-	-
22-322-5715-09	Park Maintenance	-	-	-	-	-	-
22-322-5715-19	Park Maintenance	-	1,500	1,500	1,500	1,500	1,560
22-322-5716-04	Pest Abatement	2,652	3,000	3,000	3,000	3,000	3,120
22-322-5716-05	Pest Abatement	-	-	-	-	-	-
22-322-5716-06	Pest Abatement	-	475	475	475	475	494
22-322-5716-07	Pest Abatement	13,703	10,500	10,500	10,500	10,500	10,920
22-322-5716-08	Pest Abatement	-	-	-	-	-	-
22-322-5716-09	Pest Abatement	-	-	-	-	-	-
22-322-5716-10	Pest Abatement	7,150	6,600	6,600	6,600	6,600	6,864
22-322-5716-11	Pest Abatement	318	-	-	-	-	-
22-322-5716-12	Pest Abatement	-	-	-	-	-	-
22-322-5716-13	Pest Abatement	-	-	-	-	-	-
22-322-5716-14	Pest Abatement	-	-	-	-	-	-
22-322-5716-19	Pest Abatement	7,483	4,000	4,000	4,000	4,000	4,160
22-322-5716-20	Pest Abatement	-	-	-	-	-	-
22-322-5717-04	Planting - Color Change	-	-	-	-	-	-
22-322-5717-06	Planting - Color Change	-	-	-	-	-	-
22-322-5717-07	Planting - Color Change	-	-	-	-	-	-
22-322-5717-09	Planting - Color Change	-	-	-	-	-	-
22-322-5717-10	Planting - Color Change	-	-	-	-	-	-
22-322-5717-11	Planting - Color Change	-	-	-	-	-	-
22-322-5717-12	Planting - Color Change	-	-	-	-	-	-
22-322-5717-13	Planting - Color Change	-	-	-	-	-	-
22-322-5717-14	Planting - Color Change	-	-	-	-	-	-
22-322-5717-19	Planting - Color Change	-	-	-	-	-	-
22-322-5717-20	Planting - Color Change	-	-	-	-	-	-
22-322-5717-24	Planting - Color Change	-	-	-	-	-	-
22-322-5717-25	Planting - Color Change	-	-	-	-	-	-
22-322-5718-00	Planting - Shrubs & Turf Grass	-	-	-	-	-	-
22-322-5718-05	Planting - Shrubs & Turf Grass	-	-	-	-	-	-
22-322-5718-06	Planting - Shrubs & Turf Grass	-	-	-	-	-	-
22-322-5718-07	Planting - Shrubs & Turf Grass	-	-	-	-	-	-
22-322-5718-09	Planting - Shrubs & Turf Grass	-	-	-	-	-	-
22-322-5718-10	Planting - Shrubs & Turf Grass	-	-	-	-	-	-

**DETAILED BUDGET FY 2022-23 FY 2023-24**

Budget Account	Account Name	FY 20/21 Actual	FY 21/22 Current Budget	FY 21/22 CY Estimate	FY 22/23 Request	FY 22/23 Recommended	FY 23/24 Recommended
22-322-5718-11	Planting - Shrubs & Turf Grass	-	-	-	-	-	-
22-322-5718-13	Planting - Shrubs & Turf Grass	-	-	-	-	-	-
22-322-5718-14	Planting - Shrubs & Turf Grass	-	-	-	-	-	-
22-322-5718-16	Planting - Shrubs & Turf Grass	-	-	-	-	-	-
22-322-5718-19	Planting - Shrubs & Turf Grass	-	-	-	-	-	-
22-322-5718-20	Planting - Shrubs & Turf Grass	-	-	-	-	-	-
22-322-5718-24	Planting - Shrubs & Turf Grass	-	-	-	-	-	-
22-322-5718-25	Planting - Shrubs & Turf Grass	-	-	-	-	-	-
22-322-5719-04	Planting - Trees	383	-	-	-	-	-
22-322-5719-05	Planting - Trees	-	-	-	-	-	-
22-322-5719-06	Planting - Trees	3,799	2,500	2,500	2,500	2,500	2,600
22-322-5719-07	Planting - Trees	-	1,200	1,200	1,200	1,200	1,248
22-322-5719-08	Planting - Trees	4,094	-	-	-	-	-
22-322-5719-09	Planting - Trees	-	-	-	-	-	-
22-322-5719-10	Planting - Trees	-	-	-	-	-	-
22-322-5719-11	Planting - Trees	-	-	-	-	-	-
22-322-5719-12	Planting - Trees	-	-	-	-	-	-
22-322-5719-13	Planting - Trees	-	-	-	-	-	-
22-322-5719-14	Planting - Trees	-	-	-	-	-	-
22-322-5719-16	Planting - Trees	-	-	-	-	-	-
22-322-5719-19	Planting - Trees	-	-	-	-	-	-
22-322-5719-20	Planting - Trees	-	-	-	-	-	-
22-322-5719-25	Planting - Trees	-	-	-	-	-	-
22-322-5720-04	Postage	-	-	-	-	-	-
22-322-5720-06	Postage	-	-	-	-	-	-
22-322-5720-07	Postage	-	-	-	-	-	-
22-322-5720-11	Postage	-	-	-	-	-	-
22-322-5720-19	Postage	-	-	-	-	-	-
22-322-5720-20	Postage	-	-	-	-	-	-
22-322-5721-08	Testing & Analysis	-	-	-	-	-	-
22-322-5721-11	Testing & Analysis	-	-	-	-	-	-
22-322-5721-24	Testing & Analysis	-	-	-	-	-	-
22-322-5722-04	Tree Removal	10,893	3,500	3,500	3,500	3,500	3,640
22-322-5722-05	Tree Removal	4,004	1,000	3,000	1,000	1,000	1,040
22-322-5722-06	Tree Removal	8,483	25,000	25,000	25,000	25,000	26,000
22-322-5722-07	Tree Removal	40,406	20,000	20,000	20,000	20,000	20,800
22-322-5722-08	Tree Removal	45,147	20,000	25,000	20,000	20,000	20,800
22-322-5722-09	Tree Removal	-	350	1,500	350	350	364
22-322-5722-10	Tree Removal	10,427	5,500	8,000	5,500	5,500	5,720
22-322-5722-11	Tree Removal	960	7,500	7,500	7,500	7,500	7,800
22-322-5722-12	Tree Removal	-	-	-	-	-	-
22-322-5722-13	Tree Removal	16,899	8,500	20,000	8,500	8,500	8,840
22-322-5722-14	Tree Removal	-	1,500	1,500	1,500	1,500	1,560
22-322-5722-15	Tree Removal	-	-	-	-	-	-
22-322-5722-16	Tree Removal	-	-	4,000	-	-	-
22-322-5722-19	Tree Removal	35,080	15,000	15,000	15,000	15,000	15,600
22-322-5722-20	Tree Removal	-	13,500	13,500	13,500	13,500	14,040
22-322-5722-22	Tree Removal	-	-	-	-	-	-
22-322-5722-24	Tree Removal	-	-	-	-	-	-
22-322-5722-25	Tree Removal	-	-	-	-	-	-
22-322-5723-04	Tree Trimming	59,746	7,000	7,500	7,000	7,000	7,280
22-322-5723-05	Tree Trimming	5,973	10,000	14,000	10,000	10,000	10,400
22-322-5723-06	Tree Trimming	35,115	50,000	50,000	47,000	47,000	48,880
22-322-5723-07	Tree Trimming	64,209	75,000	75,000	75,000	75,000	78,000
22-322-5723-08	Tree Trimming	43,885	35,000	38,500	35,000	35,000	36,400
22-322-5723-09	Tree Trimming	3,108	3,500	9,000	3,500	3,500	3,640
22-322-5723-10	Tree Trimming	15,701	10,000	10,000	10,000	10,000	10,400
22-322-5723-11	Tree Trimming	44,705	28,000	39,000	28,000	28,000	29,120
22-322-5723-12	Tree Trimming	5,785	5,300	5,300	5,300	5,300	5,512

**DETAILED BUDGET FY 2022-23 FY 2023-24**

Budget Account	Account Name	FY 20/21 Actual	FY 21/22 Current Budget	FY 21/22 CY Estimate	FY 22/23 Request	FY 22/23 Recommended	FY 23/24 Recommended
22-322-5723-13	Tree Trimming	39,957	42,000	42,000	42,000	42,000	43,680
22-322-5723-14	Tree Trimming	12,702	10,000	10,000	10,000	10,000	10,400
22-322-5723-15	Tree Trimming	-	-	-	-	-	-
22-322-5723-16	Tree Trimming	25,830	24,642	24,642	24,642	24,642	25,628
22-322-5723-19	Tree Trimming	14,856	30,000	30,000	30,000	30,000	31,200
22-322-5723-20	Tree Trimming	14,513	46,000	46,000	46,000	46,000	47,840
22-322-5723-22	Tree Trimming	-	-	-	-	-	-
22-322-5723-24	Tree Trimming	-	-	-	-	-	-
22-322-5723-25	Tree Trimming	-	-	-	-	-	-
22-322-5725-06	V-Ditch Non-Irrigated Common	1,062	3,400	3,400	2,525	2,525	2,626
22-322-5725-07	V-Ditch Non-Irrigated Common	-	-	-	-	-	-
22-322-5726-04	Water	34,847	50,000	50,000	50,000	50,000	52,000
22-322-5726-05	Water	16,342	19,500	19,500	19,500	19,500	20,280
22-322-5726-06	Water	-	-	-	-	-	-
22-322-5726-07	Water	178,313	120,000	120,000	120,000	120,000	124,800
22-322-5726-08	Water	114,410	115,500	115,500	115,500	115,500	120,120
22-322-5726-09	Water	8,320	6,800	6,800	6,800	6,800	7,072
22-322-5726-10	Water	27,695	42,000	42,000	42,000	42,000	43,680
22-322-5726-11	Water	60,157	36,000	36,000	36,000	36,000	37,440
22-322-5726-12	Water	2,524	2,450	2,450	2,450	2,450	2,548
22-322-5726-13	Water	11,925	24,000	24,000	24,000	24,000	24,960
22-322-5726-14	Water	21,624	25,000	25,000	25,000	25,000	26,000
22-322-5726-16	Water	204,501	210,000	210,000	210,000	210,000	218,400
22-322-5726-19	Water	92,010	90,000	90,000	90,000	90,000	93,600
22-322-5726-20	Water	34,656	40,000	40,000	40,000	40,000	41,600
22-322-5726-24	Water	-	-	-	-	-	-
22-322-5726-25	Water	-	-	-	-	-	-
22-322-5727-00	Brush Clearance	-	-	-	-	-	-
22-322-5727-04	Brush Clearance	3,348	20,000	20,000	20,000	20,000	20,800
22-322-5727-05	Brush Clearance	-	3,500	3,500	3,500	3,500	3,640
22-322-5727-06	Brush Clearance	57,199	75,000	75,000	75,000	75,000	78,000
22-322-5727-07	Brush Clearance	39,560	62,500	62,500	62,500	62,500	65,000
22-322-5727-08	Brush Clearance	85,699	92,500	92,500	92,500	92,500	96,200
22-322-5727-09	Brush Clearance	-	-	600	-	-	-
22-322-5727-10	Brush Clearance	8,198	21,500	21,500	21,500	21,500	22,360
22-322-5727-14	Brush Clearance	-	5,000	5,000	5,000	5,000	5,200
22-322-5727-16	Brush Clearance	133,340	145,000	145,000	145,000	145,000	150,800
22-322-5727-19	Brush Clearance	53,172	-	1,050	-	-	-
22-322-5727-20	Brush Clearance	43,017	5,800	5,800	5,800	5,800	6,032
22-322-5727-25	Brush Clearance	-	-	-	-	-	-
22-322-5799-00	Projects/Miscellaneous	-	-	-	-	-	-
22-322-5799-05	Projects/Miscellaneous	-	-	-	-	-	-
22-322-5799-06	Projects/Miscellaneous	-	-	-	-	-	-
22-322-5799-07	Projects/Miscellaneous	-	-	-	-	-	-
22-322-5799-08	Projects/Miscellaneous	-	-	-	-	-	-
22-322-5799-09	Projects/Miscellaneous	-	-	-	-	-	-
22-322-5799-10	Projects/Miscellaneous	-	-	-	-	-	-
22-322-5799-11	Projects/Miscellaneous	-	1,308	1,308	1,308	1,308	1,360
22-322-5799-12	Projects/Miscellaneous	-	-	-	-	-	-
22-322-5799-13	Projects/Miscellaneous	-	-	-	-	-	-
22-322-5799-14	Projects/Miscellaneous	-	-	-	-	-	-
22-322-5799-15	Projects/Miscellaneous	-	-	-	-	-	-
22-322-5799-16	Projects/Miscellaneous	-	-	-	-	-	-
22-322-5799-18	Projects/Miscellaneous	-	-	-	-	-	-
22-322-5799-19	Projects/Miscellaneous	-	-	-	-	-	-
22-322-5799-20	Projects/Miscellaneous	-	-	-	-	-	-
22-322-5799-22	Projects/Miscellaneous	-	-	-	-	-	-
22-322-5799-25	Projects/Miscellaneous	-	-	-	-	-	-
22-322-6500-00	Capital Outlay	-	-	-	28,700	28,700	-

**DETAILED BUDGET FY 2022-23 FY 2023-24**

Budget Account	Account Name	FY 20/21 Actual	FY 21/22 Current Budget	FY 21/22 CY Estimate	FY 22/23 Request	FY 22/23 Recommended	FY 23/24 Recommended
		3,280,442	3,145,358	3,324,934	3,195,943	3,195,943	3,294,091
<b>Total Fund 22 Expenditures</b>		<b>3,280,442</b>	<b>3,145,358</b>	<b>3,324,934</b>	<b>3,195,943</b>	<b>3,195,943</b>	<b>3,294,091</b>

**DETAILED BUDGET FY 2022-23 FY 2023-24**

Budget Account	Account Name	FY 20/21 Actual	FY 21/22 Current Budget	FY 21/22 CY Estimate	FY 22/23 Request	FY 22/23 Recommended	FY 23/24 Recommended
<b>Fund: 24 - Landscape Maintenance District #24</b>							
<b>Revenue</b>							
<u>Division: 000 - Revenue</u>							
24-000-4410-24	Interest Landscape Dist. #24	52	100	100	100	100	104
24-000-4411-00	Fair Market Value Investments	-	-	-	-	-	-
24-000-4710-24	Prop Tax Direct Assess LMD 24	207,863	214,196	214,196	226,000	226,000	235,040
24-000-4900-10	Transfer in General Fund	-	-	-	-	-	-
		<u>207,915</u>	<u>214,296</u>	<u>214,296</u>	<u>226,100</u>	<u>226,100</u>	<u>235,144</u>
<b>Total Fund 24 Revenue</b>		<b>207,915</b>	<b>214,296</b>	<b>214,296</b>	<b>226,100</b>	<b>226,100</b>	<b>235,144</b>
<b>Expenditures</b>							
<u>Division: 323 - LMD #24</u>							
24-323-5100-00	Full Time Salaries	31,513	32,459	33,255	34,471	34,471	35,850
24-323-5103-01	CalPERS City Paid EmployeeCost	146	153	153	161	161	167
24-323-5103-02	CalPERS Employer Cost	2,434	2,523	2,531	2,640	2,640	2,746
24-323-5103-03	CalPERS Unfunded Liability	705	1,148	1,630	390	390	406
24-323-5103-04	CalPERS Survivor Benefit	7	72	8	7	7	7
24-323-5104-00	Benefits	630	200	(158)	327	327	340
24-323-5104-02	Medical Insurance	4,158	4,618	4,388	4,952	4,952	5,200
24-323-5104-03	Dental Insurance	245	264	246	253	253	263
24-323-5104-04	Vision Insurance	47	51	48	47	47	49
24-323-5104-05	Short Term Disability	119	186	137	197	197	205
24-323-5104-06	Long Term Disability	57	59	66	63	63	66
24-323-5104-07	Life Insurance	81	94	93	100	100	104
24-323-5104-08	Accidental Death & Dismember	20	24	23	25	25	26
24-323-5104-09	Employee Assistance Program	13	129	15	129	129	134
24-323-5106-00	Employer Taxes	54	-	-	-	-	-
24-323-5106-01	Medicare	439	471	471	573	573	596
24-323-5109-00	Hourly Employees	653	-	-	3,698	3,698	3,846
24-323-5110-00	Auto Allowance	169	660	660	660	660	686
24-323-5110-01	457 Match	-	-	321	689	689	717
24-323-5220-00	Office Supplies	-	-	-	-	-	-
24-323-5252-00	Contractual Services	-	-	-	-	-	-
24-323-5252-80	Tree Trimming	-	-	-	-	-	-
24-323-5270-00	Business Meeting & Conference	-	-	-	-	-	-
24-323-5701-00	Contractual Services	-	-	-	-	-	-
24-323-5701-30	Contractual Services	-	500	500	500	500	520
24-323-5701-31	Contractual Services	245	200	200	200	200	208
24-323-5701-32	Contractual Services	-	200	200	200	200	208
24-323-5701-33	Contractual Services	450	200	200	200	200	208
24-323-5701-34	Contractual Services	-	200	200	200	200	208
24-323-5701-35	Contractual Services	-	200	200	200	200	208
24-323-5701-36	Contractual Services	-	200	200	200	200	208
24-323-5701-37	Contractual Services	-	200	200	200	200	208
24-323-5702-30	Electric Svc - IrrigationMeter	2,304	2,100	2,100	2,100	2,100	2,184
24-323-5704-30	Fertilization	-	-	-	-	-	-
24-323-5706-30	Insect & Disease Control	-	500	500	500	500	520
24-323-5707-30	Irrigation Repairs	-	3,500	3,500	3,500	3,500	3,640
24-323-5707-31	Irrigation Repairs	-	-	-	-	-	-
24-323-5707-32	Irrigation Repairs	-	-	164	-	-	-
24-323-5707-33	Irrigation Repairs	-	-	141	-	-	-
24-323-5707-37	Irrigation Repairs	-	-	75	-	-	-
24-323-5712-30	Landscape Maint-Svc Contract	13,745	66,500	66,500	66,500	66,500	69,160
24-323-5712-31	Landscape Maint-Svc Contract	10,056	4,000	8,000	5,000	5,000	5,200
24-323-5712-32	Landscape Maint-Svc Contract	31,294	8,000	21,000	20,000	20,000	20,800
24-323-5712-33	Landscape Maint-Svc Contract	12,535	4,000	8,500	10,000	10,000	10,400

**DETAILED BUDGET FY 2022-23 FY 2023-24**

Budget Account	Account Name	FY 20/21 Actual	FY 21/22 Current Budget	FY 21/22 CY Estimate	FY 22/23 Request	FY 22/23 Recommended	FY 23/24 Recommended
24-323-5712-34	Landscape Maint-Svc Contract	2,667	1,000	2,000	2,500	2,500	2,600
24-323-5712-35	Landscape Maint-Svc Contract	2,672	1,000	2,000	2,500	2,500	2,600
24-323-5712-36	Landscape Maint-Svc Contract	1,783	1,000	1,500	2,000	2,000	2,080
24-323-5712-37	Landscape Maint-Svc Contract	11,852	3,000	8,000	7,000	7,000	7,280
24-323-5713-30	Landscape Refurbishment	575	2,000	1,000	2,000	2,000	2,080
24-323-5713-31	Landscape Refurbishment	2,650	500	2,000	500	500	520
24-323-5713-32	Landscape Refurbishment	3,069	500	8,000	8,500	8,500	8,840
24-323-5713-33	Landscape Refurbishment	9,554	500	3,000	4,000	4,000	4,160
24-323-5713-34	Landscape Refurbishment	1,260	500	2,000	2,000	2,000	2,080
24-323-5713-35	Landscape Refurbishment	-	500	500	2,200	2,200	2,288
24-323-5713-36	Landscape Refurbishment	-	500	500	1,800	1,800	1,872
24-323-5713-37	Landscape Refurbishment	1,721	500	1,500	1,500	1,500	1,560
24-323-5714-00	Office Supplies	-	-	-	-	-	-
24-323-5714-30	Office Supplies	-	-	-	-	-	-
24-323-5716-30	Pest Abatement	-	-	-	-	-	-
24-323-5716-40	Pest Abatement	-	-	-	-	-	-
24-323-5717-30	Planting - Color Change	-	-	-	-	-	-
24-323-5718-30	Planting - Shrubs & Turf Grass	-	-	-	-	-	-
24-323-5718-31	Planting - Shrubs & Turf Grass	-	-	-	-	-	-
24-323-5719-30	Planting - Trees	-	-	-	-	-	-
24-323-5719-31	Planting - Trees	-	-	-	-	-	-
24-323-5722-30	Tree Removal	-	25,000	15,000	25,000	25,000	26,000
24-323-5722-31	Tree Removal	943	-	805	-	-	-
24-323-5722-32	Tree Removal	1,145	-	7,947	1,500	1,500	1,560
24-323-5722-33	Tree Removal	7,635	-	775	1,000	1,000	1,040
24-323-5723-30	Tree Trimming	-	25,000	10,000	25,000	25,000	26,000
24-323-5723-31	Tree Trimming	27,921	-	17,500	-	-	-
24-323-5723-33	Tree Trimming	23,381	-	11,000	12,000	12,000	12,480
24-323-5723-34	Tree Trimming	-	-	1,725	1,500	1,500	1,560
24-323-5723-35	Tree Trimming	-	-	2,685	500	500	520
24-323-5723-36	Tree Trimming	-	-	2,106	2,000	2,000	2,080
24-323-5726-30	Water	-	31,000	31,000	31,000	31,000	32,240
24-323-5726-31	Water	-	1,000	1,000	-	-	-
24-323-5726-32	Water	9,270	1,000	3,000	4,000	4,000	4,160
24-323-5726-33	Water	11,685	1,000	3,500	5,000	5,000	5,200
24-323-5726-34	Water	-	1,000	1,000	-	-	-
24-323-5726-35	Water	2,059	1,000	1,000	2,000	2,000	2,080
24-323-5726-36	Water	-	1,000	1,000	-	-	-
24-323-5726-37	Water	5,047	1,000	2,000	2,000	2,000	2,080
24-323-5727-30	Brush Clearance	18,764	10,000	10,000	10,000	10,000	10,400
24-323-5727-31	Brush Clearance	-	-	-	-	-	-
24-323-5727-33	Brush Clearance	3,000	-	-	-	-	-
24-323-5727-37	Brush Clearance	173	-	-	-	-	-
24-323-5799-30	Projects/Miscellaneous	-	-	-	-	-	-
24-323-6500-00	Capital Outlay	-	-	-	2,100	2,100	-
		260,945	243,111	311,309	319,982	319,982	330,647
<b>Total Fund 24 Expenditures</b>		<b>260,945</b>	<b>243,111</b>	<b>311,309</b>	<b>319,982</b>	<b>319,982</b>	<b>330,647</b>

**DETAILED BUDGET FY 2022-23 FY 2023-24**

Budget Account	Account Name	FY 20/21 Actual	FY 21/22 Current Budget	FY 21/22 CY Estimate	FY 22/23 Request	FY 22/23 Recommended	FY 23/24 Recommended
<b>Fund: 25 - Prop C</b>							
<b>Revenue</b>							
<u>Division: 000 - Revenue</u>							
25-000-4410-00	Interest Income	2,098	7,100	7,100	7,100	7,100	7,384
25-000-4411-00	Fair Market Value Investments	-	-	-	-	-	-
25-000-4630-00	Prop C	404,523	360,000	360,000	360,000	360,000	374,400
25-000-4900-16	Transfer in Developr ImpactFee	-	-	-	-	-	-
25-000-4900-20	Transfer in Prop A	4,700	-	-	-	-	-
25-000-4900-34	Transfer in Measure R Local	-	-	-	-	-	-
25-000-4900-39	Transfer in Measure R Trans	-	-	-	-	-	-
		411,321	367,100	367,100	367,100	367,100	381,784
<b>Total Fund 25 Revenue</b>		<b>411,321</b>	<b>367,100</b>	<b>367,100</b>	<b>367,100</b>	<b>367,100</b>	<b>381,784</b>
<b>Expenditures</b>							
<u>Division: 134 - Non-Departmental</u>							
25-134-9900-10	Transfer to General Fund	-	-	-	-	-	-
25-134-9900-20	Transfer to Prop A	19	-	4,681	-	-	-
25-134-9900-29	Transfer to Transit	148,308	309,300	309,300	309,300	309,300	309,300
25-134-9900-34	Transfer to Measure R LR	-	-	-	-	-	-
25-134-9900-40	Transfer to Capital	-	-	-	-	-	-
		148,327	309,300	313,981	309,300	309,300	309,300
<u>Division: 331 - Transportation Planning</u>							
25-331-5100-00	Full Time Salaries	36,208	38,774	35,191	36,662	36,662	38,128
25-331-5103-01	CalPERS City Paid EmployeeCost	-	-	-	56	56	58
25-331-5103-02	CalPERS Employer Cost	2,799	2,943	2,217	2,762	2,762	2,872
25-331-5103-03	CalPERS Unfunded Liability	699	1,170	1,661	229	229	238
25-331-5103-04	CalPERS Survivor Benefit	12	24	9	12	12	12
25-331-5104-00	Benefits	1,977	1,551	1,259	1,845	1,845	1,919
25-331-5104-02	Medical Insurance	2,694	2,990	1,038	3,724	3,724	3,910
25-331-5104-03	Dental Insurance	256	275	140	269	269	280
25-331-5104-04	Vision Insurance	61	66	32	62	62	64
25-331-5104-05	Short Term Disability	142	222	132	210	210	218
25-331-5104-06	Long Term Disability	69	71	63	67	67	70
25-331-5104-07	Life Insurance	106	111	99	105	105	109
25-331-5104-08	Accidental Death & Dismember	26	28	24	27	27	28
25-331-5104-09	Employee Assistance Program	22	43	24	86	86	89
25-331-5106-01	Medicare	524	562	562	542	542	564
25-331-5110-01	457 Match	-	-	153	733	733	762
25-331-9800-00	Cost Allocation Plan Charges	110,000	110,000	110,000	110,000	110,000	114,400
		155,595	158,830	152,603	157,391	157,391	163,724
<u>Division: 333 - Transit Services</u>							
25-333-5252-00	Contractual Services	-	-	-	-	-	-
25-333-5252-29	Public Transit Fueling #110-04	-	-	-	-	-	-
25-333-5252-32	Transit Administration #480-09	-	-	-	-	-	-
25-333-5252-39	Flexible Route Shuttle #110-01	-	-	-	-	-	-
25-333-5252-49	Trolley #110-02	-	-	-	-	-	-
25-333-5252-51	Vehicle Maintenance #180-01	-	-	-	-	-	-
25-333-5252-52	Transit Marketing #280-01	-	-	-	-	-	-
25-333-5252-53	Line 1 Fixed Rt (JARC) #110-05	-	-	-	-	-	-
		-	-	-	-	-	-
<b>Total Fund 25 Expenditures</b>		<b>303,922</b>	<b>468,130</b>	<b>466,584</b>	<b>466,691</b>	<b>466,691</b>	<b>473,024</b>



**DETAILED BUDGET FY 2022-23 FY 2023-24**

Budget Account	Account Name	FY 20/21 Actual	FY 21/22 Current Budget	FY 21/22 CY Estimate	FY 22/23 Request	FY 22/23 Recommended	FY 23/24 Recommended
<b>Fund: 26 - Transportation Development Act (TDA)</b>							
<b>Revenue</b>							
<u>Division: 000 - Revenue</u>							
26-000-4840-19	Return of Unused TDA Funds	-	-	-	-	-	-
26-000-4410-00	Interest Income	(110)	(100)	141	(100)	(100)	(104)
26-000-4411-00	Fair Market Value Investments	-	-	-	-	-	-
26-000-4635-00	TDA Revenue	14,742	3,000	3,000	3,000	3,000	3,120
26-000-4900-10	Transfer in General Fund	-	-	-	-	-	-
26-331-4840-19	Return of Unused TDA Funds	-	-	-	-	-	-
		<hr/> 14,632	<hr/> 2,900	<hr/> 3,141	<hr/> 2,900	<hr/> 2,900	<hr/> 3,016
<b>Total Fund 26 Revenue</b>		<b>14,632</b>	<b>2,900</b>	<b>3,141</b>	<b>2,900</b>	<b>2,900</b>	<b>3,016</b>
<b>Expenditures</b>							
<u>Division 331 - Transportation Planning</u>							
26-331-5252-00	Contractual Services	14,742	-	-	-	-	-
26-331-5252-10	Road safety/Shoulder/Pky maint	-	-	-	-	-	-
		<hr/> 14,742	<hr/> -	<hr/> -	<hr/> -	<hr/> -	<hr/> -
<b>Total Fund 26 Expenditures</b>		<b>14,742</b>	<b>-</b>	<b>-</b>	<b>-</b>	<b>-</b>	<b>-</b>

**DETAILED BUDGET FY 2022-23 FY 2023-24**

Budget Account	Account Name	FY 20/21 Actual	FY 21/22 Current Budget	FY 21/22 CY Estimate	FY 22/23 Request	FY 22/23 Recommended	FY 23/24 Recommended
<b>Fund: 27 - Landscape Maintenance District #27</b>							
<b>Revenue</b>							
<u>Division: 000 - Revenue</u>							
27-000-4410-27	Interest Landscape Dist. #27	424	3,800	3,800	3,800	3,800	3,952
27-000-4420-00	Miscellaneous	-	-	-	-	-	-
27-000-4411-00	Fair Market Value Investments	-	-	-	-	-	-
27-000-4710-27	Prop Tax Direct Assess LMD 27	377,616	380,000	380,000	390,000	390,000	405,600
		<u>378,040</u>	<u>383,800</u>	<u>383,800</u>	<u>393,800</u>	<u>393,800</u>	<u>409,552</u>
<b>Total Fund 27 Revenue</b>		<b>378,040</b>	<b>383,800</b>	<b>383,800</b>	<b>393,800</b>	<b>393,800</b>	<b>409,552</b>
<b>Expenditures</b>							
<u>Division: 324 - Intergovernmental Relations</u>							
27-324-5100-00	Full Time Salaries	9,792	10,090	10,353	10,721	10,721	11,150
27-324-5103-01	CalPERS City Paid EmployeeCost	-	-	-	-	-	-
27-324-5103-02	CalPERS Employer Cost	738	766	769	800	800	832
27-324-5103-03	CalPERS Unfunded Liability	181	305	433	40	40	42
27-324-5103-04	CalPERS Survivor Benefit	2	48	3	2	2	2
27-324-5104-00	Benefits	1,128	60	(45)	109	109	113
27-324-5104-02	Medical Insurance	1,309	1,454	1,380	1,556	1,556	1,634
27-324-5104-03	Dental Insurance	77	83	899	79	79	82
27-324-5104-04	Vision Insurance	15	16	186	15	15	16
27-324-5104-05	Short Term Disability	37	58	44	62	62	64
27-324-5104-06	Long Term Disability	18	18	21	20	20	21
27-324-5104-07	Life Insurance	26	29	30	31	31	32
27-324-5104-08	Accidental Death & Dismember	6	8	8	8	8	8
27-324-5104-09	Employee Assistance Program	4	86	5	86	86	89
27-324-5106-00	Employer Taxes	13	-	-	-	-	-
27-324-5106-01	Medicare	5	147	147	180	180	187
27-324-5106-02	Social Security	22	-	-	-	-	-
27-324-5109-00	Hourly Employees	353	-	-	1,233	1,233	1,282
27-324-5110-00	Auto Allowance	42	210	210	210	210	218
27-324-5110-01	457 Match	-	-	102	215	215	224
27-324-5220-00	Office Supplies	-	-	-	-	-	-
27-324-5252-00	Contractual Services	-	-	-	-	-	-
27-324-5252-80	Tree Trimming	-	-	-	-	-	-
27-324-5270-00	Business Meeting & Conference	-	-	-	-	-	-
27-324-5701-00	Contractual Services	-	-	-	-	-	-
27-324-5701-40	Contractual Services	478	-	-	-	-	-
27-324-5701-41	Contractual Services	125	500	500	500	500	520
27-324-5702-40	Electric Svc - IrrigationMeter	157	500	500	500	500	520
27-324-5704-40	Fertilization	-	-	-	-	-	-
27-324-5706-40	Insect & Disease Control	-	-	-	-	-	-
27-324-5707-40	Irrigation Repairs	1,250	4,000	4,000	4,000	4,000	4,160
27-324-5707-41	Irrigation Repairs	6,334	24,000	24,000	10,000	10,000	10,400
27-324-5712-40	Landscape Maint-Svc Contract	16,034	18,000	18,000	18,000	18,000	18,720
27-324-5712-41	Landscape Maint-Svc Contract	191,945	188,000	188,000	188,000	188,000	195,520
27-324-5713-40	Landscape Refurbishment	3,083	1,500	1,500	1,500	1,500	1,560
27-324-5713-41	Landscape Refurbishment	19,521	75,000	75,000	39,500	39,500	41,080
27-324-5714-40	Office Supplies	-	400	400	400	400	416
27-324-5716-40	Pest Abatement	-	-	-	-	-	-
27-324-5717-40	Planting - Color Change	-	-	-	-	-	-
27-324-5718-40	Planting - Shrubs & Turf Grass	-	-	-	-	-	-
27-324-5719-40	Planting - Trees	770	500	500	500	500	520
27-324-5719-41	Planting - Trees	2,189	-	-	-	-	-

**DETAILED BUDGET FY 2022-23 FY 2023-24**

Budget Account	Account Name	FY 20/21 Actual	FY 21/22 Current Budget	FY 21/22 CY Estimate	FY 22/23 Request	FY 22/23 Recommended	FY 23/24 Recommended
27-324-5722-40	Tree Removal	-	6,000	6,000	6,000	6,000	6,240
27-324-5722-41	Tree Removal	-	-	-	-	-	-
27-324-5723-40	Tree Trimming	-	9,000	9,000	5,000	5,000	5,200
27-324-5723-41	Tree Trimming	32,477	-	-	-	-	-
27-324-5726-40	Water	-	5,500	5,500	5,500	5,500	5,720
27-324-5726-41	Water	-	-	-	-	-	-
27-324-5727-40	Brush Clearance	-	-	-	-	-	-
27-324-5727-41	Brush Clearance	-	35,000	35,000	35,000	35,000	36,400
27-324-5799-41	Projects/Miscellaneous	89,092	-	82,000	-	-	-
27-324-6500-00	Capital Outlay	-	-	-	3,500	3,500	-
		<u>377,223</u>	<u>381,278</u>	<u>464,443</u>	<u>333,267</u>	<u>333,267</u>	<u>342,973</u>
<b>Total Fund 27 Expenditures</b>		<b>377,223</b>	<b>381,278</b>	<b>464,443</b>	<b>333,267</b>	<b>333,267</b>	<b>342,973</b>

**DETAILED BUDGET FY 2022-23 FY 2023-24**

Budget Account	Account Name	FY 20/21 Actual	FY 21/22 Current Budget	FY 21/22 CY Estimate	FY 22/23 Request	FY 22/23 Recommended	FY 23/24 Recommended
<b>Fund: 28 - Library</b>							
<b>Revenue</b>							
<u>Division: 000 - Revenue</u>							
28-000-4010-00	Property Tax Secured	2,123,946	2,200,000	2,200,000	2,200,000	2,200,000	2,288,000
28-000-4010-01	Property Tax UnSecured	21,795	8,000	65,000	8,000	8,000	8,320
28-000-4010-02	Property Tax Unitary	1	1,000	1,000	1,000	1,000	1,040
28-000-4010-03	Property Tax Supplemental	55,301	23,000	26,000	23,000	23,000	23,920
28-000-4010-04	Property Tax Redemption	37,634	29,000	29,000	29,000	29,000	30,160
28-000-4010-05	Property Tax Refunds	(23,336)	(17,000)	(17,000)	(17,000)	(17,000)	(17,680)
28-000-4010-06	Property Tax Home Owner Exempt	10,220	5,000	5,500	5,000	5,000	5,200
28-000-4010-07	Property Tax Penalty	7,887	5,000	6,000	5,000	5,000	5,200
28-000-4010-10	Unsecured Prop Tax (not used)	-	-	-	-	-	-
28-000-4250-00	Library Fines and Recovery	1,508	19,000	19,000	19,000	19,000	19,760
28-000-4320-00	State Library Grant	5,000	12,000	15,500	12,000	12,000	12,480
28-000-4321-00	Hidden Hills Library Funds	441,579	450,000	450,000	450,000	450,000	468,000
28-000-4420-00	Miscellaneous	9	-	-	-	-	-
28-000-4466-00	Donations	-	-	-	-	-	-
28-000-4467-01	Copy Machine	-	-	-	-	-	-
28-000-4410-00	Interest Income	7,757	24,700	24,700	24,700	24,700	25,688
28-000-4411-00	Fair Market Value Investments	-	-	-	-	-	-
28-000-4900-10	Transfer in General Fund	-	3,000	3,000	3,000	3,000	3,000
		2,689,301	2,762,700	2,827,700	2,762,700	2,762,700	2,873,088
<b>Total Fund 28 Revenue</b>		<b>2,689,301</b>	<b>2,762,700</b>	<b>2,827,700</b>	<b>2,762,700</b>	<b>2,762,700</b>	<b>2,873,088</b>
<b>Expenditures</b>							
<u>Division: 134 - Non-Departmental</u>							
28-134-9900-85	Transfer to 2006 COP	-	-	-	-	-	-
28-134-9900-87	Transfer to 2015 COP	778,474	777,000	777,000	777,000	777,000	777,000
28-134-9948-00	Transfer to Libr Capital Fund	250,000	250,000	250,000	250,000	250,000	250,000
		1,028,474	1,027,000	1,027,000	1,027,000	1,027,000	1,027,000
<u>Division: 136 - Civic Center O &amp; M</u>							
28-136-5220-00	Office Supplies	-	-	-	-	-	-
28-136-5221-00	Special Dept. Supplies	2,595	10,000	10,000	10,000	10,000	10,400
28-136-5221-03	Facility Maintenance	43,364	43,100	43,100	43,100	43,100	44,824
28-136-5238-00	Rent Equipment	225	-	-	-	-	-
28-136-5239-00	Equipment Maintenance	16,735	13,100	13,100	13,100	13,100	13,624
28-136-5240-00	Utilities - Electric	54,474	65,500	65,500	65,500	65,500	68,120
28-136-5240-01	Utilities - Water	6,020	6,200	6,200	6,200	6,200	6,448
28-136-5240-02	Utilities - Gas	5,832	4,600	5,000	4,600	4,600	4,784
28-136-5252-00	Contractual Services	-	-	-	-	-	-
28-136-5252-83	General Landscape Maintenance	-	-	-	-	-	-
28-136-5416-00	Miscellaneous Expenditure	422	200	200	200	200	208
28-136-5500-01	Security	24,680	25,000	25,000	25,000	25,000	26,000
28-136-6500-00	Capital Outlay	-	30,000	30,000	30,000	30,000	30,000
		154,347	197,700	198,100	197,700	197,700	204,408
<u>Division: 533 - Library</u>							
28-533-5100-00	Full Time Salaries	554,533	563,439	567,645	638,780	638,780	664,331
28-533-5100-02	Full Time Employee Overtime	1,398	-	802	-	-	-
28-533-5101-00	Perm Part-time Salaries	-	-	-	-	-	-
28-533-5103-01	CalPERS City Paid EmployeeCost	30,196	31,708	31,720	35,842	35,842	37,276
28-533-5103-02	CalPERS Employer Cost	53,085	55,221	55,952	62,310	62,310	64,802
28-533-5103-03	CalPERS Unfunded Liability	39,970	52,030	73,850	59,995	59,995	62,395
28-533-5103-04	CalPERS Survivor Benefit	181	240	191	185	185	192
28-533-5104-00	Benefits	22,475	5,045	5,669	17,526	17,526	18,227
28-533-5104-02	Medical Insurance	105,979	117,730	109,865	127,805	127,805	134,195
28-533-5104-03	Dental Insurance	6,534	7,201	5,645	6,904	6,904	7,180

**DETAILED BUDGET FY 2022-23 FY 2023-24**

Budget Account	Account Name	FY 20/21 Actual	FY 21/22 Current Budget	FY 21/22 CY Estimate	FY 22/23 Request	FY 22/23 Recommended	FY 23/24 Recommended
28-533-5104-04	Vision Insurance	1,342	1,496	1,166	1,381	1,381	1,436
28-533-5104-05	Short Term Disability	2,091	3,188	2,373	3,543	3,543	3,685
28-533-5104-06	Long Term Disability	1,009	1,036	1,145	1,176	1,176	1,223
28-533-5104-07	Life Insurance	1,541	1,580	1,733	1,756	1,756	1,826
28-533-5104-08	Accidental Death & Dismember	371	401	417	444	444	462
28-533-5104-09	Employee Assistance Program	332	431	357	431	431	448
28-533-5106-00	Employer Taxes	6,603	-	-	-	-	-
28-533-5106-01	Medicare	7,724	12,082	12,082	14,125	14,125	14,690
28-533-5106-02	Social Security	-	-	91	1,903	1,903	1,979
28-533-5109-00	Hourly Employees	116,077	255,000	197,622	368,894	368,894	383,650
28-533-5110-00	Auto Allowance	-	-	-	-	-	-
28-533-5110-01	457 Match	667	-	4,512	12,776	12,776	13,287
28-533-5200-01	Unemployment Insurance	-	-	-	-	-	-
28-533-5201-01	County Administrative Fee	29,683	-	29,351	-	-	-
28-533-5208-00	Telephone	2,597	2,000	2,000	2,000	2,000	2,080
28-533-5220-00	Office Supplies	1,737	4,000	4,000	4,000	4,000	4,160
28-533-5221-00	Special Dept. Supplies	5,030	12,000	12,000	12,000	12,000	12,480
28-533-5221-03	Facility Maintenance	-	-	-	-	-	-
28-533-5221-08	Facility Engineering	-	-	-	-	-	-
28-533-5222-00	Printing	-	-	-	-	-	-
28-533-5223-00	Kitchen Supplies	451	1,500	1,500	1,500	1,500	1,560
28-533-5224-00	Furniture & Fixtures	-	-	-	-	-	-
28-533-5226-00	Dues and Memberships	4,996	6,500	6,500	6,500	6,500	6,760
28-533-5230-00	Postage / Courier Service	3	200	200	200	200	208
28-533-5234-00	Facility Rental	-	-	-	-	-	-
28-533-5234-01	Art Rental	-	-	-	-	-	-
28-533-5235-00	Computer Hardware	-	16,000	16,000	16,000	16,000	16,640
28-533-5235-01	Computer Software	4,281	5,000	5,000	5,000	5,000	5,200
28-533-5238-00	Rent Equipment	67	-	-	-	-	-
28-533-5239-00	Equipment Maintenance	1,272	10,000	10,000	10,000	10,000	10,400
28-533-5240-01	Utilities - Water	-	-	-	-	-	-
28-533-5240-02	Utilities - Gas	-	-	-	-	-	-
28-533-5240-03	Utilities - Cable	-	3,400	3,400	3,400	3,400	3,536
28-533-5240-04	Utilities - Trash	-	-	-	-	-	-
28-533-5240-05	Utilities - Broadband	12,942	20,000	20,000	20,000	20,000	20,800
28-533-5252-00	Contractual Services	1,695	4,000	4,000	4,000	4,000	4,160
28-533-5268-00	Magazines Newsprsr Periodicals	6,944	8,000	8,000	8,000	8,000	8,320
28-533-5268-01	eBooks - Calabasas	-	-	-	-	-	-
28-533-5268-02	eBooks-Hidden Hills-LVUSD	134,970	195,000	195,000	195,000	195,000	202,800
28-533-5268-03	ZIP BOOKS - ST GRANT	-	-	-	-	-	-
28-533-5270-00	Business Meeting & Conference	487	3,000	3,000	3,000	3,000	3,120
28-533-5285-00	Training	-	2,000	2,000	2,000	2,000	2,000
28-533-5416-00	Miscellaneous Expenditure	-	-	-	-	-	-
28-533-5456-01	LEED Gold Status	-	-	-	-	-	-
28-533-5500-01	Security	-	-	-	-	-	-
28-533-5542-00	Grant Projects	-	-	-	-	-	-
28-533-6500-00	Capital Outlay	5,503	5,000	5,000	200,000	200,000	200,000
28-533-6500-99	Handyman Services-Capital	-	-	-	-	-	-
28-533-6501-00	Capital Improvements	-	-	-	-	-	-
28-533-6502-56	Klein Teen Scene	-	-	-	-	-	-
28-533-6528-00	Library Collection Development	37,720	54,300	54,300	54,300	54,300	54,300
		1,202,486	1,459,728	1,454,085	1,902,676	1,902,676	1,969,809
<b>Total Fund 28 Expenditures</b>		<b>2,385,307</b>	<b>2,684,428</b>	<b>2,679,185</b>	<b>3,127,376</b>	<b>3,127,376</b>	<b>3,201,217</b>

**DETAILED BUDGET FY 2022-23 FY 2023-24**

Budget Account	Account Name	FY 20/21 Actual	FY 21/22 Current Budget	FY 21/22 CY Estimate	FY 22/23 Request	FY 22/23 Recommended	FY 23/24 Recommended
<b>Fund 29 - Transportation Programs</b>							
<b>Revenue</b>							
<u>Division: 000 - Revenue</u>							
29-000-4420-00	Miscellaneous	-	-	-	-	-	-
29-000-4620-11	Transit Fares	-	20,000	20,000	20,000	20,000	20,800
29-000-4410-00	Interest Income	(231)	(200)	(200)	(200)	(200)	(208)
29-000-4411-00	Fair Market Value Investments	-	-	-	-	-	-
29-000-4900-20	Transfer in Prop A	182,252	387,200	387,200	387,200	387,200	387,200
29-000-4900-25	Transfer in Prop C	148,308	309,300	309,300	309,300	309,300	309,300
29-000-4900-34	Transfer in Measure R Local	36,030	107,000	107,000	107,000	107,000	107,000
		<u>366,359</u>	<u>823,300</u>	<u>823,300</u>	<u>823,300</u>	<u>823,300</u>	<u>824,092</u>
<b>Total Fund 29 Revenue</b>		<b>366,359</b>	<b>823,300</b>	<b>823,300</b>	<b>823,300</b>	<b>823,300</b>	<b>824,092</b>
<b>Expenditures</b>							
<u>Division: 333 - Transit Services</u>							
29-333-5252-00	Contractual Services	-	-	-	-	-	-
29-333-5252-29	Public Transit Fueling #110-04	9,881	67,000	67,000	67,000	67,000	69,680
29-333-5252-31	Camp Calabasas-Rec #140-25	-	30,000	30,000	30,000	30,000	31,200
29-333-5252-32	Transit Administration #480-09	-	40,000	40,000	40,000	40,000	41,600
29-333-5252-33	Dial-a-Ride #130-01	180,641	225,000	225,000	225,000	225,000	234,000
29-333-5252-34	Pumpkin Fest Shuttle #140-07	-	9,000	9,000	9,000	9,000	9,360
29-333-5252-35	Summer Beach Bus #140-01	-	24,000	24,000	24,000	24,000	24,960
29-333-5252-39	Flexible Route Shuttle #110-01	-	200,000	200,000	200,000	200,000	208,000
29-333-5252-41	Youth Excursion Trip #140-03	-	6,000	6,000	6,000	6,000	6,240
29-333-5252-48	Senior Trips #140-24	-	15,000	15,000	15,000	15,000	15,600
29-333-5252-49	Trolley #110-02	-	28,000	28,000	28,000	28,000	29,120
29-333-5252-51	Vehicle Maintenance #180-01	-	60,000	60,000	60,000	60,000	62,400
29-333-5252-52	Transit Marketing #280-01	501	200	200	200	200	208
29-333-5252-53	Line 1 Fixed Rt (JARC) #110-05	89,587	125,000	125,000	125,000	125,000	130,000
29-333-5252-59	Transit Title VI Program	-	-	-	-	-	-
29-333-5252-64	Bus Stop Maintenance #150-01	-	-	-	-	-	-
29-333-9800-00	Cost Allocation Plan Charges	33,000	33,000	33,000	33,000	33,000	34,320
		<u>313,610</u>	<u>862,200</u>	<u>862,200</u>	<u>862,200</u>	<u>862,200</u>	<u>896,688</u>
<b>Total Fund 29 Expenditures</b>		<b>313,610</b>	<b>862,200</b>	<b>862,200</b>	<b>862,200</b>	<b>862,200</b>	<b>896,688</b>

**DETAILED BUDGET FY 2022-23 FY 2023-24**

Budget Account	Account Name	FY 20/21 Actual	FY 21/22 Current Budget	FY 21/22 CY Estimate	FY 22/23 Request	FY 22/23 Recommended	FY 23/24 Recommended
<b>Fund: 32 - Landscape Maintenance District #32</b>							
<b>Revenue</b>							
<u>Division: 000 - Revenue</u>							
32-000-4410-32	Interest Landscape Dist. #32	(235)	(500)	(500)	(500)	(500)	(520)
32-000-4411-00	Fair Market Value Investments	-	-	-	-	-	-
32-000-4710-32	Prop Tax Direct Assess LMD 32	32,444	35,000	35,000	37,408	37,408	38,904
32-000-4900-10	Transfer in General Fund	-	-	-	-	-	-
		<u>32,209</u>	<u>34,500</u>	<u>34,500</u>	<u>36,908</u>	<u>36,908</u>	<u>38,384</u>
<b>Total Fund 32 Revenue</b>		<b>32,209</b>	<b>34,500</b>	<b>34,500</b>	<b>36,908</b>	<b>36,908</b>	<b>38,384</b>
<b>Expenditures</b>							
<u>Division: 311 - Administration &amp; Engineering</u>							
32-311-5104-00	Benefits	(21)	-	-	-	-	-
32-311-5104-02	Medical Insurance	-	-	-	-	-	-
32-311-5104-03	Dental Insurance	-	-	-	-	-	-
32-311-5104-04	Vision Insurance	-	-	-	-	-	-
		<u>(21)</u>	<u>-</u>	<u>-</u>	<u>-</u>	<u>-</u>	<u>-</u>
<u>Division: 325 - LLAD #32</u>							
32-325-5100-00	Full Time Salaries	2,137	2,189	2,194	2,306	2,306	2,398
32-325-5103-01	CalPERS City Paid EmployeeCost	146	153	153	161	161	167
32-325-5103-02	CalPERS Employer Cost	219	226	227	238	238	248
32-325-5103-03	CalPERS Unfunded Liability	164	235	334	268	268	279
32-325-5103-04	CalPERS Survivor Benefit	-	24	-	-	-	-
32-325-5104-00	Benefits	54	20	(21)	1	1	1
32-325-5104-02	Medical Insurance	230	257	246	283	283	297
32-325-5104-03	Dental Insurance	14	15	33	15	15	16
32-325-5104-04	Vision Insurance	3	3	8	3	3	3
32-325-5104-05	Short Term Disability	7	13	8	13	13	14
32-325-5104-06	Long Term Disability	3	4	5	4	4	4
32-325-5104-07	Life Insurance	3	7	5	7	7	7
32-325-5104-08	Accidental Death & Dismember	1	2	2	2	2	2
32-325-5104-09	Employee Assistance Program	-	43	-	43	43	45
32-325-5106-00	Employer Taxes	13	-	-	-	-	-
32-325-5106-01	Medicare	29	32	32	35	35	36
32-325-5110-00	Auto Allowance	42	30	30	30	30	31
32-325-5110-01	457 Match	-	-	21	46	46	48
32-325-5220-00	Office Supplies	-	-	-	-	-	-
32-325-5252-00	Contractual Services	-	-	-	-	-	-
32-325-5270-00	Business Meeting & Conference	-	-	-	-	-	-
32-325-5701-00	Contractual Services	-	-	-	-	-	-
32-325-5701-50	Contractual Services	29	-	-	-	-	-
32-325-5702-50	Electric Svc - IrrigationMeter	307	200	270	200	200	208
32-325-5703-50	Electric Svc - Street Lights	-	-	-	-	-	-
32-325-5704-50	Fertilization	-	-	-	-	-	-
32-325-5707-50	Irrigation Repairs	-	-	74	-	-	-
32-325-5712-50	Landscape Maint-Svc Contract	37,149	35,000	35,000	35,000	35,000	36,400
32-325-5713-50	Landscape Refurbishment	8,687	-	1,925	10,000	10,000	10,400
32-325-5714-50	Office Supplies	-	-	-	-	-	-
32-325-5716-50	Pest Abatement	-	-	-	-	-	-
32-325-5717-50	Planting - Color Change	-	-	-	-	-	-
32-325-5718-50	Planting - Shrubs & Turf Grass	-	-	-	-	-	-
32-325-5719-50	Planting - Trees	-	-	-	-	-	-
32-325-5722-50	Tree Removal	-	-	-	-	-	-
32-325-5723-50	Tree Trimming	-	-	-	-	-	-
32-325-5726-50	Water	13,648	9,000	12,000	15,000	15,000	15,600
32-325-5727-50	Brush Clearance	-	-	-	-	-	-

**DETAILED BUDGET FY 2022-23 FY 2023-24**

Budget Account	Account Name	FY 20/21 Actual	FY 21/22 Current Budget	FY 21/22 CY Estimate	FY 22/23 Request	FY 22/23 Recommended	FY 23/24 Recommended
32-325-6500-00	Capital Outlay	-	-	-	700	700	-
		62,885	47,453	52,543	64,355	64,355	66,204
<b>Total Fund 32 Expenditures</b>		<b>62,885</b>	<b>47,453</b>	<b>52,543</b>	<b>64,355</b>	<b>64,355</b>	<b>66,204</b>



**DETAILED BUDGET FY 2022-23 FY 2023-24**

Budget Account	Account Name	FY 20/21 Actual	FY 21/22 Current Budget	FY 21/22 CY Estimate	FY 22/23 Request	FY 22/23 Recommended	FY 23/24 Recommended
<b>Fund: 33 - Used Oil Grants</b>							
<b>Revenue</b>							
<u>Division: 000 - Revenue</u>							
33-000-4410-00	Interest Income	(79)	(100)	(100)	(100)	(100)	(104)
33-000-4411-00	Fair Market Value Investments	-	-	-	-	-	-
33-000-4801-00	STATE - Recycling Block Grant	21,631	11,000	11,000	11,000	11,000	11,440
33-000-4900-10	Transfer in General Fund	-	-	-	-	-	-
		<u>21,552</u>	<u>10,900</u>	<u>10,900</u>	<u>10,900</u>	<u>10,900</u>	<u>11,336</u>
<b>Total Fund 33 Revenue</b>		<b>21,552</b>	<b>10,900</b>	<b>10,900</b>	<b>10,900</b>	<b>10,900</b>	<b>11,336</b>
<b>Expenditure</b>							
<u>Division: 315 - Natural Resources Protection</u>							
33-315-5252-00	Contractual Services	10,035	7,000	7,000	7,000	7,000	7,280
<b>Total Fund 33 Expenditures</b>		<b>10,035</b>	<b>7,000</b>	<b>7,000</b>	<b>7,000</b>	<b>7,000</b>	<b>7,280</b>

**DETAILED BUDGET FY 2022-23 FY 2023-24**

Budget Account	Account Name	FY 20/21 Actual	FY 21/22 Current Budget	FY 21/22 CY Estimate	FY 22/23 Request	FY 22/23 Recommended	FY 23/24 Recommended
<b>Fund: 34 - Measure R - Local Return</b>							
<b>Revenue</b>							
<u>Division: 000 - Revenue</u>							
34-000-4410-00	Interest Income	1,251	(700)	(700)	(700)	(700)	(728)
34-000-4411-00	Fair Market Value Investments	-	-	-	-	-	-
34-000-4639-00	Measure R - Local Return	306,642	290,000	290,000	290,000	290,000	301,600
34-000-4900-20	Transfer in Prop A	-	-	-	-	-	-
34-000-4900-25	Transfer in Prop C	-	-	-	-	-	-
34-000-4900-29	Transfer in Transit	-	-	-	-	-	-
34-000-4900-39	Transfer in Measure R Trans	-	-	-	-	-	-
		<b>307,893</b>	<b>289,300</b>	<b>289,300</b>	<b>289,300</b>	<b>289,300</b>	<b>300,872</b>
<b>Total Fund 34 Revenue</b>		<b>307,893</b>	<b>289,300</b>	<b>289,300</b>	<b>289,300</b>	<b>289,300</b>	<b>300,872</b>
<b>Expenditures</b>							
<u>Division: 134 - Non-Departmental</u>							
34-134-9900-16	Transfer to Developr ImpactFee	-	-	-	-	-	-
34-134-9900-25	Transfer to Prop C	-	-	-	-	-	-
34-134-9900-29	Transfer to Transit	36,030	107,000	107,000	107,000	107,000	107,000
34-134-9900-40	Transfer to Capital	1,764,803	-	400,000	25,000	25,000	25,000
		<b>1,800,833</b>	<b>107,000</b>	<b>507,000</b>	<b>132,000</b>	<b>132,000</b>	<b>132,000</b>
34-311-5100-00	Full Time Salaries	20,261	20,894	21,764	33,817	33,817	35,170
34-311-5103-01	CalPERS City Paid EmployeeCost	1,395	1,462	1,489	1,785	1,785	1,856
34-311-5103-02	CalPERS Employer Cost	2,088	2,161	2,200	3,254	3,254	3,384
34-311-5103-03	CalPERS Unfunded Liability	1,578	2,245	3,188	2,994	2,994	3,114
34-311-5103-04	CalPERS Survivor Benefit	4	96	3	7	7	7
34-311-5104-00	Benefits	344	200	(180)	219	219	228
34-311-5104-02	Medical Insurance	2,770	3,092	2,955	4,670	4,670	4,904
34-311-5104-03	Dental Insurance	123	132	150	195	195	203
34-311-5104-04	Vision Insurance	29	33	36	46	46	48
34-311-5104-05	Short Term Disability	71	119	78	194	194	202
34-311-5104-06	Long Term Disability	35	37	38	61	61	63
34-311-5104-07	Life Insurance	44	60	48	100	100	104
34-311-5104-08	Accidental Death & Dismember	11	15	12	25	25	26
34-311-5104-09	Employee Assistance Program	6	172	8	215	215	224
34-311-5106-01	Medicare	281	303	303	502	502	522
34-311-5110-00	Auto Allowance	-	150	150	150	150	156
34-311-5110-01	457 Match	-	-	195	677	677	704
		<b>29,040</b>	<b>31,171</b>	<b>32,436</b>	<b>48,911</b>	<b>48,911</b>	<b>50,914</b>
<b>Total Fund 34 Expenditures</b>		<b>1,829,873</b>	<b>138,171</b>	<b>539,436</b>	<b>180,911</b>	<b>180,911</b>	<b>182,914</b>

**DETAILED BUDGET FY 2022-23 FY 2023-24**

Budget Account	Account Name	FY 20/21 Actual	FY 21/22 Current Budget	FY 21/22 CY Estimate	FY 22/23 Request	FY 22/23 Recommended	FY 23/24 Recommended
<b>Fund: 35 - CDBG</b>							
<b>Revenue</b>							
<u>Division: 000 - Revenue</u>							
35-000-4420-00	Miscellaneous	-	-	-	-	-	-
35-000-4410-00	Interest Income	(114)	200	200	200	200	208
35-000-4411-00	Fair Market Value Investments	-	-	-	-	-	-
35-000-4650-00	CDBG Grant - ALS	-	-	-	-	-	-
35-000-4650-01	FED - CDBG Admin	41,969	25,000	25,000	25,000	25,000	26,000
35-000-4650-02	FED - CDBG Res Rehab	115,202	50,000	50,000	50,000	50,000	52,000
35-000-4650-03	CDBG ADA Sidewalk Improve Proj	-	-	-	-	-	-
35-000-4651-00	Escrow Funds	-	-	-	-	-	-
		<u>157,057</u>	<u>75,200</u>	<u>75,200</u>	<u>75,200</u>	<u>75,200</u>	<u>78,208</u>
<b>Total Fund 35 Revenue</b>		<b>157,057</b>	<b>75,200</b>	<b>75,200</b>	<b>75,200</b>	<b>75,200</b>	<b>78,208</b>
35-134-5100-96	CDBG Program Adm - Personnel	-	-	-	-	-	-
35-134-5232-01	Residential Rehab Program	87,575	85,000	85,000	85,000	85,000	88,400
		<u>87,575</u>	<u>85,000</u>	<u>85,000</u>	<u>85,000</u>	<u>85,000</u>	<u>88,400</u>
<b>Total Fund 35 Expenditures</b>		<b>87,575</b>	<b>85,000</b>	<b>85,000</b>	<b>85,000</b>	<b>85,000</b>	<b>88,400</b>

**DETAILED BUDGET FY 2022-23 FY 2023-24**

Budget Account	Account Name	FY 20/21 Actual	FY 21/22 Current Budget	FY 21/22 CY Estimate	FY 22/23 Request	FY 22/23 Recommended	FY 23/24 Recommended
<b>Fund: 36 - Grants</b>							
<b>Revenue</b>							
<u>Division: 000 - Revenue</u>							
36-000-4315-01	STATE - CLEEP Funding	-	-	-	-	-	-
36-000-4420-00	Miscellaneous	-	-	-	-	-	-
36-000-4421-20	DUI Checkpoint Reimb	-	-	-	-	-	-
36-000-4410-00	Interest Income	(2,530)	(6,300)	(6,300)	(6,300)	(6,300)	(6,552)
36-000-4411-00	Fair Market Value Investments	-	-	-	-	-	-
36-000-4476-00	Grant L.A. Co. Measure A-M & S	-	-	-	-	-	-
36-000-4477-00	STATE - Prop 12 Park Bond	-	-	-	-	-	-
36-000-4620-01	STATE - LV Creek Phase II	13,163	-	-	-	-	-
36-000-4634-00	FED - MTA-RTP	-	-	-	-	-	-
36-000-4641-00	FED - EECBG Lighting	-	-	-	-	-	-
36-000-4656-00	FED-ARRA-Fiber Optic Intercon	-	-	-	-	-	-
36-000-4657-00	FED-ARRA-AE Wright Footbridge	-	-	-	-	-	-
36-000-4660-00	FED - Hazardous Elim Safety	-	-	-	-	-	-
36-000-4664-00	FED - Federal Transit Admin	-	164,500	164,500	164,500	164,500	171,080
36-000-4666-00	FED - Bike Lane (MTA Grant)	-	125,100	125,100	125,100	125,100	130,104
36-000-4668-00	STATE - State Grants	-	-	-	-	-	-
36-000-4668-01	STATE -Digital Storytell Grant	-	-	-	-	-	-
36-000-4668-02	STATE-Historic Preservatn Proj	-	-	-	-	-	-
36-000-4668-03	STATE - Targeted Rub Asphalt	-	-	-	-	-	-
36-000-4668-04	STATE-Local Road Safety Plan	-	-	-	-	-	-
36-000-4668-05	STATE GRANT - TABACCO	-	159,207	159,207	159,207	159,207	165,575
36-000-4669-00	STATE - State Rec. Trails	-	-	-	-	-	-
36-000-4671-00	STATE -Water Resources	545,802	500,000	500,000	500,000	500,000	520,000
36-000-4671-01	STATE- Dry Cyn Creek P40-16	-	-	-	-	-	-
36-000-4674-00	STATE - Coastal Commission	-	-	-	-	-	-
36-000-4676-00	FED - Winter Storm Damage	-	-	-	-	-	-
36-000-4677-00	FED - Winter Storm Damage	-	-	-	-	-	-
36-000-4678-00	FED - Hwy Emergency Repairs	-	-	-	-	-	-
36-000-4679-00	STATE-Green Trees for GoldenSt	-	-	-	-	-	-
36-000-4681-00	STATE - L. A. River Parkway	-	-	-	-	-	-
36-000-4682-00	FED - Homeland Security	-	-	-	-	-	-
36-000-4683-00	FED - JARC Shuttle	-	-	-	-	-	-
36-000-4684-00	STATE -OTS TrafficSafety STTOP	-	-	-	-	-	-
36-000-4686-00	FED-ARRA - Interconnect	-	-	-	-	-	-
36-000-4690-00	FED - STPL	-	74,700	74,700	74,700	74,700	77,688
36-000-4693-00	FED - TEA-21	-	-	-	-	-	-
36-000-4696-00	STATE - Prop 13	-	-	-	-	-	-
36-000-4697-00	FED - Safe Route to School	-	-	-	-	-	-
36-000-4698-00	LA Co. Open Space - CDS	-	-	-	-	-	-
36-000-4801-00	STATE - Recycling Block Grant	-	-	-	-	-	-
36-000-4802-00	Cal Recycle Program	-	-	-	-	-	-
36-000-4803-00	STATE-Cal Recycle RBC	-	-	-	-	-	-
36-000-4804-00	Signal Sync (MTA Grant)	-	-	-	-	-	-
36-000-4805-00	Mulh Hwy Bike Gap (MTA Grant)	40,889	-	1,200,000	-	-	-
36-000-4815-07	FED Regional Traffic Oper Ctr	-	-	-	-	-	-
36-000-4900-10	Transfer in General Fund	-	-	-	-	-	-
36-000-4900-14	Transfer in AB 939	-	-	-	-	-	-
36-000-4900-63	Transfer in RMRA	-	-	-	-	-	-
36-000-4900-65	Transfer in Oak Tree Fund	-	-	-	-	-	-
36-000-4999-00	Transfer in C.O.P.	-	-	-	-	-	-
		597,324	1,017,207	2,217,207	1,017,207	1,017,207	1,057,895
<b>Total Fund 36 Revenue</b>		<b>597,324</b>	<b>1,017,207</b>	<b>2,217,207</b>	<b>1,017,207</b>	<b>1,017,207</b>	<b>1,057,895</b>

**DETAILED BUDGET FY 2022-23 FY 2023-24**

Budget Account	Account Name	FY 20/21 Actual	FY 21/22 Current Budget	FY 21/22 CY Estimate	FY 22/23 Request	FY 22/23 Recommended	FY 23/24 Recommended
<b>Expenditures</b>							
<u>Division: 134 - Non-Departmental</u>							
36-134-5232-11	Return of Unused Grant Funds	-	-	-	-	-	-
36-134-5416-04	Cal Recycle Program	-	-	-	-	-	-
36-134-5544-00	Grant Pass-Through	-	-	-	-	-	-
36-134-5546-01	STATE - Dry Cyn Creek (P40-16)	-	-	-	-	-	-
36-134-5552-02	Headwaters Corners - Planning	-	-	-	-	-	-
36-134-5552-01	Headwaters Corners- Land Purch	-	-	-	-	-	-
36-134-9900-10	Transfer to General Fund	-	159,207	159,207	159,207	159,207	159,207
36-134-9900-20	Transfer to Prop A	-	-	-	-	-	-
36-134-9900-40	Transfer to Capital	17,164	1,000,000	25,000	1,250,000	1,250,000	75,000
		<u>17,164</u>	<u>1,159,207</u>	<u>184,207</u>	<u>1,409,207</u>	<u>1,409,207</u>	<u>234,207</u>
<u>Division: 152 - Risk Management</u>							
36-152-5221-00	Special Dept. Supplies	-	-	-	-	-	-
36-152-5221-07	STATE - CLEEP Expenditures	-	-	-	-	-	-
36-152-5452-01	FED - Homeland Security	-	-	-	-	-	-
<u>Division: 222 - Emergency Preparedness (CERP)</u>							
36-222-5221-00	Special Dept. Supplies	-	-	-	-	-	-
<u>Division: 313 - Water Quality Enhancement</u>							
36-313-5250-49	STATE-Cal Recycle RBC	6,372	-	2,000	-	-	-
<u>Division: 331 - Transportation</u>							
36-331-5225-04	STATE - STTOP Traffic Safety	-	-	-	-	-	-
36-331-5252-00	Contractual Services	-	-	42,500	-	-	-
<u>Division: 333 - Transit Services</u>							
36-333-5225-05	FED - JARC Shuttle	-	-	-	-	-	-
36-333-5252-53	Line 1 Fixed Rt (JARC) #110-05	-	-	-	-	-	-
<u>Division: 339 - Capital Improvements - Transportation</u>							
36-339-6502-42	AE Wright Footbridge	-	-	-	-	-	-
<u>Division: 412 - Planning Projects and Studies</u>							
36-412-5252-72	Historic Preservation Project	-	-	-	-	-	-
<u>Division: 514 - Parks Maintenance</u>							
36-514-5554-00	STATE - LA River Pkwy (Prop12)	-	-	-	-	-	-
36-514-5548-00	Measure A- M & S Projects	-	-	-	-	-	-
<b>Total Fund 36 Expenditures</b>		<b>23,536</b>	<b>1,159,207</b>	<b>228,707</b>	<b>1,409,207</b>	<b>1,409,207</b>	<b>234,207</b>

**DETAILED BUDGET FY 2022-23 FY 2023-24**

Budget Account	Account Name	FY 20/21 Actual	FY 21/22 Current Budget	FY 21/22 CY Estimate	FY 22/23 Request	FY 22/23 Recommended	FY 23/24 Recommended
<b>Fund: 38 - COPS - AB 3229 Grant</b>							
<b>Revenue</b>							
<u>Division: 000 - Revenue</u>							
38-000-4420-00	Miscellaneous	-	-	-	-	-	-
38-000-4410-00	Interest Income	405	800	800	800	800	832
38-000-4411-00	Fair Market Value Investments	-	-	-	-	-	-
38-000-4680-00	COPS AB3229 Grant Revenue	156,727	100,000	161,285	100,000	100,000	104,000
38-000-4900-10	Transfer in General Fund	-	-	-	-	-	-
		<hr/> 157,132	<hr/> 100,800	<hr/> 162,085	<hr/> 100,800	<hr/> 100,800	<hr/> 104,832
<b>Total Fund 38 Revenue</b>		<b>157,132</b>	<b>100,800</b>	<b>162,085</b>	<b>100,800</b>	<b>100,800</b>	<b>104,832</b>
<b>Expenditures</b>							
<u>Division: 213 - Cops Grant</u>							
38-213-5252-00	Contractual Services	125,078	100,000	100,000	100,000	100,000	104,000
38-213-5416-00	Miscellaneous Expenditure	-	-	-	-	-	-
		<hr/> 125,078	<hr/> 100,000	<hr/> 100,000	<hr/> 100,000	<hr/> 100,000	<hr/> 104,000
<b>Total Fund 38 Expenditures</b>		<b>125,078</b>	<b>100,000</b>	<b>100,000</b>	<b>100,000</b>	<b>100,000</b>	<b>104,000</b>

**DETAILED BUDGET FY 2022-23 FY 2023-24**

Budget Account	Account Name	FY 20/21 Actual	FY 21/22 Current Budget	FY 21/22 CY Estimate	FY 22/23 Request	FY 22/23 Recommended	FY 23/24 Recommended
<b>Fund 39 - Measure R - Trans</b>							
<b>Revenue</b>							
<u>Division: 000 - Revenue</u>							
39-000-4410-00	Interest Income	(6,625)	6,400	6,400	6,400	6,400	6,656
39-000-4411-00	Fair Market Value Investments	-	-	-	-	-	-
39-000-4638-00	Lost Hills Overpass & Interchg	729,021	-	-	-	-	-
39-000-4638-01	LV Scenic Corridor Widening	-	-	-	-	-	-
39-000-4638-02	PkwyCalabasas/US101 SB Offramp	-	-	-	-	-	-
39-000-4638-03	Mulh Hwy Widening - Design	-	-	-	-	-	-
39-000-4638-04	Park & Ride Lot - Old Town	-	-	-	-	-	-
39-000-4900-10	Transfer in General Fund	-	-	-	-	-	-
		<u>722,396</u>	<u>6,400</u>	<u>6,400</u>	<u>6,400</u>	<u>6,400</u>	<u>6,656</u>
<b>Total Fund 39 Revenue</b>		<b>722,396</b>	<b>6,400</b>	<b>6,400</b>	<b>6,400</b>	<b>6,400</b>	<b>6,656</b>
<b>Expenditure</b>							
<u>Division: 134 - Non-Departmental</u>							
39-134-9900-10	Transfer to General Fund	16,311	350,000	350,000	350,000	350,000	350,000
39-134-9900-25	Transfer to Prop C	-	-	-	-	-	-
39-134-9900-34	Transfer to Measure R LR	-	-	-	-	-	-
39-134-9900-40	Transfer to Capital	750,193	-	-	-	-	-
		<u>766,504</u>	<u>350,000</u>	<u>350,000</u>	<u>350,000</u>	<u>350,000</u>	<u>350,000</u>
<b>Total Fund 39 Expenditures</b>		<b>766,504</b>	<b>350,000</b>	<b>350,000</b>	<b>350,000</b>	<b>350,000</b>	<b>350,000</b>

**DETAILED BUDGET FY 2022-23 FY 2023-24**

Budget Account	Account Name	FY 20/21 Actual	FY 21/22 Current Budget	FY 21/22 CY Estimate	FY 22/23 Request	FY 22/23 Recommended	FY 23/24 Recommended
<b>Fund 40 - Capital Improvements</b>							
<b>Revenue</b>							
<u>Division: 000 - Non-Departmental</u>							
40-000-4900-10	Transfer in General Fund	-	135,000	135,000	25,000	25,000	25,000
40-000-4900-12	Transfer in AQMD	-	-	-	-	-	-
40-000-4900-14	Transfer in AB 939	200,000	-	-	-	-	-
40-000-4900-15	Transfer in Gas Tax	552,663	600,000	600,000	660,000	660,000	660,000
40-000-4900-16	Transfer in Developr ImpactFee	-	-	-	-	-	-
40-000-4900-19	Transfer in B & T	-	-	-	-	-	-
40-000-4900-20	Transfer in Prop A	46,171	-	-	-	-	-
40-000-4900-21	Transfer in LMD Ad Valorum	105,257	1,000,000	1,000,000	2,750,000	2,750,000	-
40-000-4900-24	Transfer in LMD 24	-	-	-	-	-	-
40-000-4900-25	Transfer in Prop C	-	-	-	-	-	-
40-000-4900-26	Transfer in TDA	-	-	-	-	-	-
40-000-4900-27	Transfer in LMD 27	-	-	-	-	-	-
40-000-4900-34	Transfer in Measure R Local	1,764,803	400,000	400,000	25,000	25,000	25,000
40-000-4900-36	Transfer in Grant Fund	17,164	1,000,000	25,000	1,250,000	1,250,000	75,000
40-000-4900-39	Transfer in Measure R Trans	750,193	-	-	-	-	-
40-000-4900-47	Transfer in Measure M LR	1,764,803	450,000	450,000	25,000	25,000	775,000
40-000-4900-49	Transfer in Measure M	194,129	6,641,000	4,350,000	5,591,000	5,841,000	9,500,000
40-000-4900-60	Transfer in Management Reserve	-	-	-	-	-	-
40-000-4900-62	Transfer in Measure W - Water	61,176	-	-	-	-	-
40-000-4900-63	Transfer in RMRA	297,160	450,000	450,000	350,000	350,000	350,000
40-000-4900-65	Transfer in Oak Tree Fund	-	-	-	-	-	-
		5,753,519	10,676,000	7,410,000	10,676,000	10,926,000	11,410,000
<b>Total Fund 40 Revenue</b>		<b>5,753,519</b>	<b>10,676,000</b>	<b>7,410,000</b>	<b>10,676,000</b>	<b>10,926,000</b>	<b>11,410,000</b>
<b>Expenditure</b>							
<u>Division 319 - Capital Improvements - Public Works</u>							
40-319-6500-24	Old Town Calabasas	-	-	-	-	-	-
40-319-6502-12	Street - Rubberized Overlay	845,742	900,000	900,000	1,010,000	1,010,000	1,010,000
40-319-6502-36	Tree Planting	-	25,000	25,000	25,000	25,000	25,000
40-319-6502-38	STATE - LV Creek Phase II	-	-	-	-	-	-
40-319-6502-47	City Entryway Monument Signs	-	-	-	-	-	-
40-319-6502-68	Wild Walnut Park - Phase II	46,171	-	-	-	-	-
40-319-6503-05	Stormwater & Water Qual Improv	61,176	50,000	50,000	-	-	-
40-319-6503-23	STATE - Catch Basin Screens	-	-	-	-	-	-
40-319-6503-37	STATE - Green Street Project	30,895	2,841,000	75,000	2,966,000	2,966,000	-
40-319-6503-45	Mulholland Shoulder Safety	-	-	-	-	-	-
		983,984	3,816,000	1,050,000	4,001,000	4,001,000	1,035,000



**DETAILED BUDGET FY 2022-23 FY 2023-24**

Budget Account	Account Name	FY 20/21 Actual	FY 21/22 Current Budget	FY 21/22 CY Estimate	FY 22/23 Request	FY 22/23 Recommended	FY 23/24 Recommended
<u>Division: 339 - Capital Improvements - Transportation</u>							
40-339-6501-56	Calabasas H.S. Improvements	-	-	-	-	-	-
40-339-6502-06	Lost Hills O/P & Intchg MeasR	750,193	-	-	-	-	-
40-339-6502-10	Rondell Park & Ride MeasM	3,729,606	800,000	800,000	-	-	-
40-339-6502-57	Bus Acquisition	-	-	-	-	-	-
40-339-6502-87	TO & LV Roundabout	-	-	-	-	-	-
40-339-6503-17	Las Virg Scenic MeasR	-	-	-	-	-	-
40-339-6503-20	Sidewalk Repair & Replacement	-	-	270	75,000	75,000	75,000
40-339-6503-35	Citywide Guardrails	-	50,000	50,000	50,000	50,000	50,000
40-339-6503-36	MulHwy Bicycle Gap Closure	36,731	3,500,000	3,500,000	-	-	-
40-339-6503-40	Traffic Signal Synchronization	-	-	-	-	-	-
40-339-6503-41	EV Charging Stations	-	-	-	-	-	-
40-339-6503-42	Mulholland Hwy Corridor Study	147,748	800,000	800,000	3,300,000	3,300,000	9,500,000
40-339-6503-43	Battery Back-up 9 Signals	-	-	-	-	-	-
40-339-6503-44	Old Town Sidewalk & Str Lights	105,257	1,000,000	999,730	2,750,000	2,750,000	-
40-339-6503-46	Signal Hardware Replacement	-	150,000	150,000	-	-	-
40-339-6503-47	Calabasas Road Improvement	-	500,000	-	750,000	750,000	750,000
40-339-6503-50	AHCCC ROOF	-	60,000	60,000	-	-	-
		<u>4,769,535</u>	<u>6,860,000</u>	<u>6,360,000</u>	<u>6,925,000</u>	<u>6,925,000</u>	<u>10,375,000</u>
<b>Total Fund 40 Expenditures</b>		<b>5,753,519</b>	<b>10,676,000</b>	<b>7,410,000</b>	<b>10,926,000</b>	<b>10,926,000</b>	<b>11,410,000</b>

**DETAILED BUDGET FY 2022-23 FY 2023-24**

Budget Account	Account Name	FY 20/21 Actual	FY 21/22 Current Budget	FY 21/22 CY Estimate	FY 22/23 Request	FY 22/23 Recommended	FY 23/24 Recommended
<b>Fimd: 42 - Civic Center Capital Replacements</b>							
<b>Revenue</b>							
<u>Division: 000 - Revenue</u>							
42-000-4410-00	Interest Income	3,872	10,700	10,700	10,700	10,700	11,128
42-000-4411-00	Fair Market Value Investments	-	-	-	-	-	-
		<u>3,872</u>	<u>10,700</u>	<u>10,700</u>	<u>10,700</u>	<u>10,700</u>	<u>11,128</u>
<b>Total Fund 42 Revenue</b>		<b>3,872</b>	<b>10,700</b>	<b>10,700</b>	<b>10,700</b>	<b>10,700</b>	<b>11,128</b>
<b>Expenditure</b>							
<u>Division 136 - Civic Center O &amp; M</u>							
42-134-6500-00	Capital Outlay	-	-	-	-	-	-
42-136-6500-00	Capital Outlay	-	5,000	5,000	5,000	5,000	5,000
		<u>-</u>	<u>5,000</u>	<u>5,000</u>	<u>5,000</u>	<u>5,000</u>	<u>5,000</u>
<b>Total Fund 42 Expenditures</b>		<b>-</b>	<b>5,000</b>	<b>5,000</b>	<b>5,000</b>	<b>5,000</b>	<b>5,000</b>

**DETAILED BUDGET FY 2022-23 FY 2023-24**

Budget Account	Account Name	FY 20/21 Actual	FY 21/22 Current Budget	FY 21/22 CY Estimate	FY 22/23 Request	FY 22/23 Recommended	FY 23/24 Recommended
<b>Fund 45 - American Rescue Plan Act (ARPA)</b>							
<b>Revenue</b>							
<u>Division: 000 - Revenue</u>							
45-000-4313-00	American Rescue Plan Act	-	5,700,000	2,853,072	2,853,072	2,853,072	-
45-000-4410-00	Interest Income	-	-	1,248	-	-	-
		-	5,700,000	2,854,320	2,853,072	2,853,072	-
<b>Total Fund 45 Revenue</b>		-	<b>5,700,000</b>	<b>2,854,320</b>	<b>2,853,072</b>	<b>2,853,072</b>	-
<b>Expenditure</b>							
<u>Division: 134 - Non-Departmental</u>							
45-134-5233-00	Contribution to Others	-	-	-	-	-	-
45-134-5233-01	Contribution to Chamber of Com	-	50,000	50,000	-	-	-
45-134-5233-10	Hazard/Hero Prem Pay Program	-	353,000	353,000	-	-	-
45-134-5250-69	Affordable Housing Exp	-	150,000	150,000	50,000	50,000	50,000
		-	553,000	553,000	50,000	50,000	50,000
45-161-6500-00	Founders Hall Media & AV	-	-	-	-	-	100,000
45-161-6503-64	Chamber Master Controle Media & AV	-	125,000	125,000	425,000	425,000	-
45-311-6500-00	Capital Outlay	-	-	-	-	200,000	-
45-333-5252-00	Contractual Services	-	10,000	10,000	10,000	10,000	10,400
45-339-6503-20	Sidewalk Repair & Replacement	-	610,345	610,345	100,000	100,000	100,000
45-513-6500-00	Capital Outlay	-	-	-	-	-	375,000
45-514-6500-00	Capital Outlay	-	-	-	-	-	-
45-516-5253-17	Film Festival	-	20,000	20,000	-	20,000	-
45-519-6503-55	Wild Walnut Park	-	-	-	100,000	100,000	350,000
45-519-6503-56	Game Courts	-	-	-	70,000	70,000	45,000
45-519-6503-57	Creekside Building Updates	-	-	-	75,000	75,000	-
45-519-6503-58	Gates Canyon Updates	-	-	-	100,000	100,000	50,000
45-519-6503-59	Gates Canyon Playground	-	-	-	800,000	800,000	-
45-519-6503-60	De Anza Playground	-	-	-	75,000	75,000	275,000
45-519-6503-61	Highlands Playground	-	-	-	150,000	150,000	-
45-519-6503-62	Picnic Shelter Replacement	-	-	-	25,000	25,000	-
45-518-5252-76	Senior Programs	-	5,000	5,000	-	-	-
<b>Total Fund 45 Expenditures</b>		-	<b>1,323,345</b>	<b>1,323,345</b>	<b>1,980,000</b>	<b>2,200,000</b>	<b>1,355,400</b>

**DETAILED BUDGET FY 2022-23 FY 2023-24**

Budget Account	Account Name	FY 20/21 Actual	FY 21/22 Current Budget	FY 21/22 CY Estimate	FY 22/23 Request	FY 22/23 Recommended	FY 23/24 Recommended
<b>Fund: 46 - Disaster Recovery (Woolsey Fire Settlement)</b>							
<b>Revenue</b>							
<u>Division: 000 - Revenue</u>							
46-000-4163-10	Damage Reimb Woolsey Fire	-	-	-	-	-	-
46-000-4410-00	Interest Income	13,260	50,000	50,000	50,000	50,000	52,000
		<u>13,260</u>	<u>50,000</u>	<u>50,000</u>	<u>50,000</u>	<u>50,000</u>	<u>52,000</u>
<b>Total Fund 46 Revenue</b>		<b>13,260</b>	<b>50,000</b>	<b>50,000</b>	<b>50,000</b>	<b>50,000</b>	<b>52,000</b>
<b>Expenditure</b>							
<u>Division 134 - Non-Departmental</u>							
46-134-5233-08	Small Business Grant Program	490,839	-	-	-	-	-
46-134-5233-09	Fire Safe Council	-	25,000	25,000	25,000	25,000	26,000
46-134-5252-00	Contractual Services	-	-	-	-	-	-
		<u>490,839</u>	<u>25,000</u>	<u>25,000</u>	<u>25,000</u>	<u>25,000</u>	<u>26,000</u>
<b>Total Fund 46 Expenditures</b>		<b>490,839</b>	<b>25,000</b>	<b>25,000</b>	<b>25,000</b>	<b>25,000</b>	<b>26,000</b>

**DETAILED BUDGET FY 2022-23 FY 2023-24**

Budget Account	Account Name	FY 20/21 Actual	FY 21/22 Current Budget	FY 21/22 CY Estimate	FY 22/23 Request	FY 22/23 Recommended	FY 23/24 Recommended
<b>Fund: 47 - Measure M - MTA Local Return</b>							
<b>Revenue</b>							
<u>Division: 000 - Non-Departmental</u>							
47-000-4410-00	Interest Income	1,089	10,100	10,100	10,100	10,100	10,504
47-000-4647-00	Measure M - Local Return	341,401	325,000	325,000	325,000	325,000	338,000
		342,490	335,100	335,100	335,100	335,100	348,504
<b>Total Fund 47 Revenue</b>		<b>342,490</b>	<b>335,100</b>	<b>335,100</b>	<b>335,100</b>	<b>335,100</b>	<b>348,504</b>
<b>Expenditure</b>							
<u>Division: 000 - Non-Departmental</u>							
47-134-6500-00	Capital Outlay	-	450,000	450,000	450,000	450,000	450,000
47-134-9900-40	Transfer to Capital	1,764,803	-	450,000	25,000	25,000	775,000
		1,764,803	450,000	900,000	475,000	475,000	1,225,000
<u>Division: 311 - Administration &amp; Engineering</u>							
47-311-5100-00	Full Time Salaries	27,021	34,494	26,547	49,683	49,683	51,670
47-311-5103-01	CalPERS City Paid EmployeeCost	1,503	1,579	1,666	2,253	2,253	2,343
47-311-5103-02	CalPERS Employer Cost	2,668	3,238	2,620	4,630	4,630	4,815
47-311-5103-03	CalPERS Unfunded Liability	1,917	2,784	3,952	3,808	3,808	3,960
47-311-5103-04	CalPERS Survivor Benefit	7	120	6	10	10	10
47-311-5104-00	Benefits	544	300	(284)	746	746	776
47-311-5104-02	Medical Insurance	4,409	4,921	3,603	7,527	7,527	7,903
47-311-5104-03	Dental Insurance	223	239	321	370	370	385
47-311-5104-04	Vision Insurance	51	57	75	82	82	85
47-311-5104-05	Short Term Disability	128	196	123	285	285	296
47-311-5104-06	Long Term Disability	62	63	60	91	91	95
47-311-5104-07	Life Insurance	89	100	89	146	146	152
47-311-5104-08	Accidental Death & Dismember	21	25	21	37	37	38
47-311-5104-09	Employee Assistance Program	12	215	14	258	258	268
47-311-5106-01	Medicare	376	858	858	737	737	766
47-311-5106-02	Social Security	10	-	-	-	-	-
47-311-5109-00	Hourly Employees	154	-	-	-	-	-
47-311-5110-00	Auto Allowance	-	210	210	150	150	156
47-311-5110-01	457 Match	-	-	225	994	994	1,034
		39,195	49,399	40,105	71,807	71,807	74,755
47-332-5252-00	Contractual Services	(30,596)	-	35,000	-	-	-
47-339-6503-51	Traffic Management Center	-	-	-	150,000	150,000	150,000
<b>Total Fund 47 Expenditures</b>		<b>1,773,402</b>	<b>499,399</b>	<b>975,105</b>	<b>696,807</b>	<b>696,807</b>	<b>1,449,755</b>



**DETAILED BUDGET FY 2022-23 FY 2023-24**

Budget Account	Account Name	FY 20/21 Actual	FY 21/22 Current Budget	FY 21/22 CY Estimate	FY 22/23 Request	FY 22/23 Recommended	FY 23/24 Recommended
<b>Fund: 49 - Measure M - Traffic Improvement</b>							
<b>Revenue</b>							
<u>Division: 000 - Revenue</u>							
49-000-4410-00	Interest Income	(1,544)	(17,100)	(17,100)	(17,100)	(17,100)	(17,784)
49-000-4637-00	Green Street Project	72,708	-	46,079	-	-	-
49-000-4649-00	Measure M - Traffic Improvemnt	-	3,405,800	3,405,800	3,405,800	3,405,800	3,542,032
		71,164	3,388,700	3,434,779	3,388,700	3,388,700	3,524,248
<b>Total Fund 49 Revenue</b>		<b>71,164</b>	<b>3,388,700</b>	<b>3,434,779</b>	<b>3,388,700</b>	<b>3,388,700</b>	<b>3,524,248</b>
<b>Expenditure</b>							
<u>Division: 134 - Non-Departmental</u>							
49-134-9900-10	Transfer to General Fund	18,050	-	7,861	-	-	-
49-134-9900-40	Transfer to Capital	194,129	6,641,000	4,350,000	5,591,000	5,841,000	9,500,000
		212,179	6,641,000	4,357,861	5,591,000	5,841,000	9,500,000
<b>Total Fund 49 Expenditures</b>		<b>212,179</b>	<b>6,641,000</b>	<b>4,357,861</b>	<b>5,591,000</b>	<b>5,841,000</b>	<b>9,500,000</b>

**DETAILED BUDGET FY 2022-23 FY 2023-24**

Budget Account	Account Name	FY 20/21 Actual	FY 21/22 Current Budget	FY 21/22 CY Estimate	FY 22/23 Request	FY 22/23 Recommended	FY 23/24 Recommended
<b>Fund: 50 - Tennis &amp; Swim Center Operation</b>							
<b>Revenue</b>							
<u>Division: 000 - Revenue</u>							
50-000-4163-00	Property Damage/Loss Reimburse	-	-	-	-	-	-
50-000-4420-00	Miscellaneous	-	1,500	1,500	1,500	1,500	1,560
50-000-4420-03	Misc - Cash Recon & Adj	-	-	-	-	-	-
50-000-4500-12	Miscellaneous	-	-	-	-	-	-
50-000-4500-25	Miscellaneous	-	10,000	10,000	10,000	10,000	10,400
50-000-4460-11	Recreation Processing Fees	10	-	5	-	-	-
50-000-4500-10	Aquatic-Daily	9,057	40,000	40,000	40,000	40,000	41,600
50-000-4500-11	Swim	-	33,900	33,900	33,900	33,900	35,256
50-000-4500-20	Health/Swim	438,151	450,000	450,000	450,000	450,000	468,000
50-000-4500-30	Coke Machine	-	1,300	1,300	1,300	1,300	1,352
50-000-4500-40	Food	-	5,900	5,900	5,900	5,900	6,136
50-000-4500-50	Facility Rental	2,607	15,000	15,000	15,000	15,000	15,600
50-000-4500-51	Facility Rental Deposits	-	-	-	-	-	-
50-000-4500-60	General Recreation	8,215	66,300	66,300	66,300	66,300	68,952
50-000-4500-70	Fitness Class	22,556	30,000	30,000	30,000	30,000	31,200
50-000-4500-71	Personal Training	-	-	-	-	-	-
50-000-4500-80	Tot Lot-Child Care	-	-	-	-	-	-
50-000-4500-90	Tennis Membership	1,246,742	1,300,000	1,300,000	1,300,000	1,300,000	1,352,000
50-000-4840-00	Refunds - Overpayments	-	-	-	-	-	-
50-000-4840-01	Refunds - Tennis & Swim Center	(264)	(1,500)	(1,500)	(1,500)	(1,500)	(1,560)
50-000-4840-02	Refunds - Top Seed	(138)	(2,000)	(2,000)	(2,000)	(2,000)	(2,080)
50-000-4410-00	Interest Income	2,337	(1,800)	(1,800)	(1,800)	(1,800)	(1,872)
50-000-4411-00	Fair Market Value Investments	-	-	-	-	-	-
50-000-4500-00	Tennis Revenue	349,364	50,000	50,000	50,000	50,000	52,000
50-000-4500-01	City Contribution for CIP	47,942	25,000	25,000	25,000	25,000	26,000
50-000-4500-02	Top Seed Contribution for CIP	47,942	55,000	55,000	55,000	55,000	57,200
50-000-4500-55	Film Permits	-	-	-	-	-	-
50-000-4500-56	Calabasas Resale T-Shirts	1,013	-	-	-	-	-
50-000-4500-85	Pro Shop	-	-	-	-	-	-
50-000-4500-95	Lessons & Clinics	1,744,909	1,600,000	1,600,000	1,600,000	1,600,000	1,664,000
50-000-4641-00	FED - EECBG Lighting	-	-	-	-	-	-
50-000-4900-16	Transfer in Developr ImpactFee	-	-	-	-	-	-
		3,920,443	3,678,600	3,678,605	3,678,600	3,678,600	3,825,744
<b>Total Fund 50 Revenue</b>		<b>3,920,443</b>	<b>3,678,600</b>	<b>3,678,605</b>	<b>3,678,600</b>	<b>3,678,600</b>	<b>3,825,744</b>

<b>Expenditure</b>							
<u>Division: 521 - Health &amp; Swim Center</u>							
50-521-5100-00	Full Time Salaries	323,772	314,967	278,684	342,289	342,289	355,981
50-521-5100-02	Full Time Employee Overtime	-	-	641	-	-	-
50-521-5101-00	Perm Part-time Salaries	-	-	-	-	-	-
50-521-5101-02	Perm Part-time Overtime	-	-	-	-	-	-
50-521-5103-01	CalPERS City Paid EmployeeCost	15,352	22,048	15,875	23,961	23,961	24,919
50-521-5103-02	CalPERS Employer Cost	25,286	32,569	23,744	35,325	35,325	36,738
50-521-5103-03	CalPERS Unfunded Liability	20,317	33,861	48,061	39,785	39,785	41,376
50-521-5103-04	CalPERS Survivor Benefit	73	120	66	78	78	81
50-521-5104-00	Benefits	8,144	5,735	819	2,028	2,028	2,109
50-521-5104-02	Medical Insurance	29,198	35,830	18,726	45,960	45,960	48,258
50-521-5104-03	Dental Insurance	1,637	2,205	1,088	2,268	2,268	2,359
50-521-5104-04	Vision Insurance	355	481	243	460	460	478
50-521-5104-05	Short Term Disability	877	1,802	881	1,959	1,959	2,037
50-521-5104-06	Long Term Disability	423	580	425	630	630	655
50-521-5104-07	Life Insurance	602	898	629	977	977	1,016
50-521-5104-08	Accidental Death & Dismember	145	227	152	247	247	257



**DETAILED BUDGET FY 2022-23 FY 2023-24**

Budget Account	Account Name	FY 20/21 Actual	FY 21/22 Current Budget	FY 21/22 CY Estimate	FY 22/23 Request	FY 22/23 Recommended	FY 23/24 Recommended
50-521-5104-09	Employee Assistance Program	97	215	92	172	172	179
50-521-5106-00	Employer Taxes	3,897	-	-	-	-	-
50-521-5106-01	Medicare	9,255	4,566	6,635	12,409	12,409	12,905
50-521-5106-02	Social Security	3,147	-	945	1,247	1,247	1,297
50-521-5109-00	Hourly Employees	372,949	400,000	396,217	506,212	506,212	526,460
50-521-5109-02	Hourly Employee Overtime	-	-	-	-	-	-
50-521-5110-00	Auto Allowance	-	750	750	750	750	780
50-521-5110-01	457 Match	351	-	1,776	6,846	6,846	7,120
50-521-5899-00	Pension - GASB 68	-	-	-	-	-	-
50-521-5200-01	Unemployment Insurance	-	-	-	-	-	-
50-521-5200-20	Event Insurance	306	2,000	2,000	2,000	2,000	2,080
50-521-5208-00	Telephone	3,181	-	2,894	-	-	-
50-521-5220-00	Office Supplies	2,528	2,500	3,100	2,500	2,500	2,600
50-521-5221-01	Program Supplies	15,586	57,100	57,100	57,100	57,100	59,384
50-521-5221-02	Pool Chemical	21,279	30,000	30,000	30,000	30,000	31,200
50-521-5221-03	Facility Maintenance	14,632	40,000	40,000	40,000	40,000	41,600
50-521-5221-06	Resale T-Shirts	-	-	-	-	-	-
50-521-5221-09	Facility Repairs	-	-	-	-	-	-
50-521-5222-00	Printing	-	-	-	-	-	-
50-521-5226-00	Dues and Memberships	364	1,000	1,000	1,000	1,000	1,040
50-521-5230-00	Postage / Courier Service	-	-	-	-	-	-
50-521-5231-00	Bank & Merchant Fees	200	23,500	23,500	23,500	23,500	24,440
50-521-5231-11	Recreation Processing Fees	-	-	-	-	-	-
50-521-5235-00	Computer Hardware	-	800	800	800	800	832
50-521-5235-01	Computer Software	-	-	-	-	-	-
50-521-5240-00	Utilities - Electric	19,851	22,000	28,000	22,000	22,000	22,880
50-521-5240-01	Utilities - Water	26,495	35,000	35,000	35,000	35,000	36,400
50-521-5240-02	Utilities - Gas	28,539	28,000	28,000	28,000	28,000	29,120
50-521-5240-03	Utilities - Cable	-	-	-	-	-	-
50-521-5242-00	Utilities - Water	-	-	-	-	-	-
50-521-5252-00	Contractual Services	93,794	145,000	145,000	145,000	145,000	150,800
50-521-5252-58	City Property Damage	-	-	-	-	-	-
50-521-5265-00	Advertising	252	1,600	1,600	1,600	1,600	1,664
50-521-5270-00	Business Meeting & Conference	-	-	-	-	-	-
50-521-5416-00	Miscellaneous Expenditure	-	-	-	-	-	-
50-521-5419-00	Refunds - Deposits & Overpays	-	-	-	-	-	-
50-521-5430-00	Mileage Reimbursement	-	600	600	600	600	624
50-521-6501-00	Capital Improvements	-	25,000	25,000	100,000	100,000	1,500,000
50-521-6502-96	Health Center Improvements	597	5,100	5,100	-	-	75,000
50-521-6503-14	FED - EECBG Lighting T&SC	-	-	-	-	-	-
50-521-6503-52	CTSC OUTDOOR FITNESS AREA	-	-	-	100,000	100,000	-
50-521-6503-53	CTSC POOL & DECK	-	-	-	1,000,000	1,000,000	-
50-521-6503-54	CTSC KITCHEN APPLIANCES	-	-	-	100,000	100,000	-
50-521-6600-00	Depreciation Expense	94,471	-	-	-	-	-
50-521-9800-00	Cost Allocation Plan Charges	100,000	100,000	100,000	100,000	100,000	104,000
		1,237,952	1,376,054	1,325,140	2,812,703	2,812,703	3,148,671

**DETAILED BUDGET FY 2022-23 FY 2023-24**

Budget Account	Account Name	FY 20/21 Actual	FY 21/22 Current Budget	FY 21/22 CY Estimate	FY 22/23 Request	FY 22/23 Recommended	FY 23/24 Recommended
<u>Division: 522 - Top Seed Tennis Academy</u>							
50-522-5100-00	Full Time Salaries	56,296	30,603	69,338	33,323	33,323	34,656
50-522-5100-02	Full Time Employee Overtime	-	-	-	-	-	-
50-522-5103-01	CalPERS City Paid EmployeeCost	3,565	2,142	4,389	2,333	2,333	2,426
50-522-5103-02	CalPERS Employer Cost	5,338	3,164	6,500	3,439	3,439	3,577
50-522-5103-03	CalPERS Unfunded Liability	2,290	3,290	4,670	3,873	3,873	4,028
50-522-5103-04	CalPERS Survivor Benefit	11	24	9	7	7	7
50-522-5104-00	Benefits	4,040	2,023	2,348	-	-	-
50-522-5104-02	Medical Insurance	5,026	3,588	38,940	6,216	6,216	6,527
50-522-5104-03	Dental Insurance	230	297	1,436	285	285	296
50-522-5104-04	Vision Insurance	55	57	36	52	52	54
50-522-5104-05	Short Term Disability	186	175	144	191	191	199
50-522-5104-06	Long Term Disability	90	56	69	61	61	63
50-522-5104-07	Life Insurance	139	87	107	95	95	99
50-522-5104-08	Accidental Death & Dismember	33	22	26	24	24	25
50-522-5104-09	Employee Assistance Program	19	43	15	13	13	14
50-522-5106-00	Employer Taxes	-	-	-	-	-	-
50-522-5106-01	Medicare	824	444	600	493	493	513
50-522-5106-02	Social Security	-	-	-	-	-	-
50-522-5110-01	457 Match	-	-	117	666	666	693
50-522-5200-00	Liability Insurance	127,461	145,000	145,000	145,000	145,000	150,800
50-522-5208-00	Telephone	1,852	4,700	4,700	4,700	4,700	4,888
50-522-5220-00	Office Supplies	1,644	4,900	4,900	4,900	4,900	5,096
50-522-5221-00	Special Dept. Supplies	625	-	99	-	-	-
50-522-5221-01	Program Supplies	27,813	62,000	62,000	62,000	62,000	64,480
50-522-5221-04	Janitorial Supplies	47,483	42,000	42,000	42,000	42,000	43,680
50-522-5221-05	Social Event Food	-	23,000	23,000	23,000	23,000	23,920
50-522-5222-00	Printing	12,566	18,000	18,000	18,000	18,000	18,720
50-522-5225-00	Pro Shop	-	-	-	-	-	-
50-522-5226-00	Dues and Memberships	656	1,500	1,500	1,500	1,500	1,560
50-522-5230-00	Postage / Courier Service	3,142	12,500	12,500	12,500	12,500	13,000
50-522-5231-00	Bank & Merchant Fees	112,077	40,000	63,000	40,000	40,000	41,600
50-522-5240-00	Utilities - Electric	52,646	60,100	60,100	60,100	60,100	62,504
50-522-5240-01	Utilities - Water	23,056	27,000	27,000	27,000	27,000	28,080
50-522-5240-03	Utilities - Cable	-	-	-	-	-	-
50-522-5242-00	Utilities - Water	-	-	-	-	-	-
50-522-5250-00	Contractual Services	-	-	-	-	-	-
50-522-5251-09	Top Seed Desk/Maint Staff	531,637	515,000	515,000	515,000	515,000	535,600
50-522-5251-10	Top Seed Tennis Staff	1,139,106	925,000	925,000	925,000	925,000	962,000
50-522-5251-11	Top Seed Tennis Director	187,500	180,000	180,000	180,000	180,000	187,200
50-522-5251-13	Top Seed 50% Profit	209,806	125,000	125,000	125,000	125,000	130,000
50-522-5251-14	City 50% Profit	397,306	100,000	100,000	100,000	100,000	104,000
50-522-5252-00	Contractual Services	56,031	29,200	50,000	29,200	29,200	30,368
50-522-5265-00	Advertising	165	2,000	2,000	2,000	2,000	2,080
50-522-5270-00	Business Meeting & Conference	-	-	-	-	-	-
50-522-5416-00	Miscellaneous Expenditure	-	-	-	-	-	-
50-522-5420-00	Office Equipment Maintenance	-	-	-	-	-	-
50-522-6501-00	Capital Improvements	-	10,000	10,000	10,000	10,000	10,000
50-522-6502-97	Tennis Center Improvements	-	20,000	20,000	20,000	20,000	20,000
50-522-6503-14	FED - EECBG Lighting T&SC	-	-	-	-	-	-
50-522-6503-33	Quimby Tennis Center Improv	-	-	-	-	-	-
		3,010,714	2,392,915	2,519,541	2,397,971	2,397,971	2,492,752
<b>Total Fund 50 Expenditures</b>		<b>4,248,666</b>	<b>3,768,969</b>	<b>3,844,681</b>	<b>5,210,674</b>	<b>5,210,674</b>	<b>5,641,423</b>

**DETAILED BUDGET FY 2022-23 FY 2023-24**

Budget Account	Account Name	FY 20/21 Actual	FY 21/22 Current Budget	FY 21/22 CY Estimate	FY 22/23 Request	FY 22/23 Recommended	FY 23/24 Recommended
<b>Fund: 60 - Management Reserve</b>							
<b>Revenue</b>							
<u>Division: 000 - Revenue</u>							
60-000-4161-00	Sale/Disposal of Asset	1,380,000	-	-	-	-	-
60-000-4410-00	Interest Income	20,610	67,600	67,600	67,600	67,600	70,304
60-000-4411-00	Fair Market Value Investments	-	-	-	-	-	-
60-000-4900-10	Transfer in General Fund	-	-	-	-	-	-
		<u>1,400,610</u>	<u>67,600</u>	<u>67,600</u>	<u>67,600</u>	<u>67,600</u>	<u>70,304</u>
<b>Total Fund 60 Revenue</b>		<b>1,400,610</b>	<b>67,600</b>	<b>67,600</b>	<b>67,600</b>	<b>67,600</b>	<b>70,304</b>
<b>Expenditure</b>							
<u>Division: 134 - Non-Departmental</u>							
60-134-9900-30	Transfer to Storm Damage	-	-	-	-	-	-
60-134-9900-40	Transfer to Capital	-	-	-	-	-	-
60-134-9900-70	Transfer to Deferred Maintenance Fund	-	-	-	-	2,000,000	-
		<u>-</u>	<u>-</u>	<u>-</u>	<u>-</u>	<u>2,000,000</u>	<u>-</u>
<b>Total Fund 60 Expenditures</b>		<b>-</b>	<b>-</b>	<b>-</b>	<b>-</b>	<b>2,000,000</b>	<b>-</b>

**DETAILED BUDGET FY 2022-23 FY 2023-24**

Budget Account	Account Name	FY 20/21 Actual	FY 21/22 Current Budget	FY 21/22 CY Estimate	FY 22/23 Request	FY 22/23 Recommended	FY 23/24 Recommended
<b>Fund 62 - Measure W - Safe Clean Water</b>							
<b>Revenue</b>							
<u>Division: 000 - Revenue</u>							
62-000-4410-00	Interest Income	351	7,400	7,400	7,400	7,400	7,696
62-000-4636-00	Measure W - Clean Water	385,602	375,000	385,000	385,000	385,000	400,400
		<u>385,953</u>	<u>382,400</u>	<u>392,400</u>	<u>392,400</u>	<u>392,400</u>	<u>408,096</u>
<b>Total Fund 62 Revenue</b>		<b>385,953</b>	<b>382,400</b>	<b>392,400</b>	<b>392,400</b>	<b>392,400</b>	<b>408,096</b>
<b>Expenditure</b>							
<u>Division: 134 - Non-Departmental</u>							
62-134-9800-00	Cost Allocation Plan Charges	54,000	54,000	54,000	54,000	54,000	56,160
62-134-9900-40	Transfer to Capital	61,176	50,000	-	-	-	-
		<u>115,176</u>	<u>104,000</u>	<u>54,000</u>	<u>54,000</u>	<u>54,000</u>	<u>56,160</u>
<b>Total Fund 62 Expenditures</b>		<b>115,176</b>	<b>104,000</b>	<b>54,000</b>	<b>54,000</b>	<b>54,000</b>	<b>56,160</b>

**DETAILED BUDGET FY 2022-23 FY 2023-24**

Budget Account	Account Name	FY 20/21 Actual	FY 21/22 Current Budget	FY 21/22 CY Estimate	FY 22/23 Request	FY 22/23 Recommended	FY 23/24 Recommended
<b>Fund: 63 - Road Maintenance &amp; Rehabilitation Account (RMRA-SB1)</b>							
<b>Revenue</b>							
<u>Division: 000 - Revenue</u>							
63-000-4410-00	Interest Income	1,628	4,200	4,200	4,200	4,200	4,368
63-000-4611-01	Road Maint & Rehab (RMRA)	410,493	450,000	450,000	450,000	450,000	468,000
63-000-4900-15	Transfer in Gas Tax	-	-	-	-	-	-
63-000-9900-36	Transfer to Grants	-	-	-	-	-	-
		<u>412,121</u>	<u>454,200</u>	<u>454,200</u>	<u>454,200</u>	<u>454,200</u>	<u>472,368</u>
<b>Total Fund 63 Revenue</b>		<b>412,121</b>	<b>454,200</b>	<b>454,200</b>	<b>454,200</b>	<b>454,200</b>	<b>472,368</b>
<b>Expenditure</b>							
<u>Division: 134 - Non-Departmental</u>							
63-134-9900-15	Transfer to Gas Tax	-	-	-	-	-	-
63-134-9900-40	Transfer to Capital	297,160	450,000	450,000	350,000	350,000	350,000
		<u>297,160</u>	<u>450,000</u>	<u>450,000</u>	<u>350,000</u>	<u>350,000</u>	<u>350,000</u>
<u>Division: 311 - Administration and Engineering</u>							
63-311-5100-00	Full Time Salaries	22,198	28,542	23,027	28,630	28,630	29,775
63-311-5103-01	CalPERS City Paid EmployeeCost	384	402	409	902	902	938
63-311-5103-02	CalPERS Employer Cost	1,843	2,324	1,906	2,506	2,506	2,606
63-311-5103-03	CalPERS Unfunded Liability	844	1,307	1,855	1,557	1,557	1,619
63-311-5103-04	CalPERS Survivor Benefit	7	120	6	7	7	7
63-311-5104-00	Benefits	1,387	68	212	908	908	944
63-311-5104-02	Medical Insurance	5,818	6,445	5,157	5,835	5,835	6,127
63-311-5104-03	Dental Insurance	338	364	203	297	297	309
63-311-5104-04	Vision Insurance	74	82	48	66	66	69
63-311-5104-05	Short Term Disability	105	163	108	165	165	172
63-311-5104-06	Long Term Disability	51	51	53	53	53	55
63-311-5104-07	Life Insurance	72	83	78	85	85	88
63-311-5104-08	Accidental Death & Dismember	17	20	18	22	22	23
63-311-5104-09	Employee Assistance Program	12	215	14	215	215	224
63-311-5106-01	Medicare	311	415	415	423	423	440
63-311-5110-00	Auto Allowance	-	180	180	-	-	-
63-311-5110-01	457 Match	-	-	123	573	573	596
		<u>33,461</u>	<u>40,781</u>	<u>33,810</u>	<u>42,244</u>	<u>42,244</u>	<u>43,992</u>
<b>Total Fund 63 Expenditures</b>		<b>330,621</b>	<b>490,781</b>	<b>483,810</b>	<b>392,244</b>	<b>392,244</b>	<b>393,992</b>



**DETAILED BUDGET FY 2022-23 FY 2023-24**

Budget Account	Account Name	FY 20/21 Actual	FY 21/22 Current Budget	FY 21/22 CY Estimate	FY 22/23 Request	FY 22/23 Recommended	FY 23/24 Recommended
<b>Fund: 65 - Oak Tree Mitigation</b>							
<b>Revenue</b>							
<u>Division: 000 - Revenue</u>							
65-000-4410-00	Interest Income	(247)	(700)	(700)	(700)	(700)	(728)
65-000-4411-00	Fair Market Value Investments	-	-	-	-	-	-
65-000-4815-10	Oak Tree Mitigation Fees	-	-	-	-	-	-
65-000-4900-16	Transfer in Developr ImpactFee	-	-	-	-	-	-
		<u>(247)</u>	<u>(700)</u>	<u>(700)</u>	<u>(700)</u>	<u>(700)</u>	<u>(728)</u>
<b>Total Fund 65 Revenue</b>		<b>(247)</b>	<b>(700)</b>	<b>(700)</b>	<b>(700)</b>	<b>(700)</b>	<b>(728)</b>
<b>Expenditure</b>							
<u>Division: 321 - General Landscape Maintenance</u>							
65-321-5815-10	Oak Tree Mitigation Exp	-	-	-	-	-	-
<u>Division: 412 - Planning Projects and Studies</u>							
65-412-5815-10	Oak Tree Mitigation Exp	-	-	-	-	-	-
<b>Total Fund 65 Expenditures</b>		<b>-</b>	<b>-</b>	<b>-</b>	<b>-</b>	<b>-</b>	<b>-</b>
<b>Fund: 67 - Emergency COVID19</b>							
<b>Revenue</b>							
<u>Division: 000 - Revenue</u>							
67-000-4410-00	Interest Income	(237)	(1,100)	(1,100)	(1,100)	(1,100)	(1,144)
<b>Total Fund 67 Revenue</b>		<b>(237)</b>	<b>(1,100)</b>	<b>(1,100)</b>	<b>(1,100)</b>	<b>(1,100)</b>	<b>(1,144)</b>
<b>Expense</b>							
<u>Division: 131 - City Clerk</u>							
67-131-5265-00	Advertising	360	-	-	-	-	-
<u>Division: 134 - Non-Departmental</u>							
67-134-5219-00	COVID Supplies	46,904	-	5,053	-	-	-
67-134-5220-00	Office Supplies	-	-	-	-	-	-
67-134-5221-03	Facility Maintenance	2,013	-	30	-	-	-
67-134-5265-00	Advertising	-	-	-	-	-	-
		<u>48,917</u>	<u>-</u>	<u>5,083</u>	<u>-</u>	<u>-</u>	<u>-</u>
<u>Division: 162 - Information Technology</u>							
67-162-5235-00	Computer Hardware	2,797	-	-	-	-	-
67-162-5235-01	Computer Software	8,164	-	4,137	-	-	-
		<u>10,961</u>	<u>-</u>	<u>4,137</u>	<u>-</u>	<u>-</u>	<u>-</u>
<u>Division: 222 - Public Safety and Emergency Operation</u>							
67-222-5221-00	Special Dept. Supplies	-	-	-	-	-	-
67-222-5222-00	Printing	-	-	587	-	-	-
		<u>-</u>	<u>-</u>	<u>587</u>	<u>-</u>	<u>-</u>	<u>-</u>
<u>Division: Community Development Admin</u>							
67-411-5235-01	Computer Software	334	-	372	-	-	-
<b>Total Fund 67 Expenditures</b>		<b>60,572</b>	<b>-</b>	<b>10,179</b>	<b>-</b>	<b>-</b>	<b>-</b>

**DETAILED BUDGET FY 2022-23 FY 2023-24**

Budget Account	Account Name	FY 20/21 Actual	FY 21/22 Current Budget	FY 21/22 CY Estimate	FY 22/23 Request	FY 22/23 Recommended	FY 23/24 Recommended
<b>Fund: 70 - Deferred Maintenance</b>							
<b>Revenue</b>							
<u>Division: 000 - Revenue</u>							
70-000-4900-60	Transfer In - Management Reserve	-	-	-	-	2,000,000	-
<b>Total Fund 70 Revenue</b>		-	-	-	-	<b>2,000,000</b>	-
<b>Expenditure</b>							
<u>Division: 134 - Non-Departmental</u>							
70-134-6500-00	Capital Outlay	-	-	-	-	-	100,000
70-134-6503-65	Civic Center Plaza Furniture	-	-	-	-	50,000	-
		-	-	-	-	50,000	100,000
<u>Division: 513 - De Anza Park/recreation Program</u>							
70-513-6503-63	HVAC Replacement	-	-	-	-	40,000	40,000
<b>Total Fund 70 Expenditures</b>		-	-	-	-	<b>140,000</b>	<b>240,000</b>





**DETAILED BUDGET FY 2022-23 FY 2023-24**

Budget Account	Account Name	FY 20/21 Actual	FY 21/22 Current Budget	FY 21/22 CY Estimate	FY 22/23 Request	FY 22/23 Recommended	FY 23/24 Recommended
<b>Fund: 84 - CFD 2001-1 (The Oaks Mello-Roos), Series 2017</b>							
<b>Revenue</b>							
<u>Division: 000 - Revenue</u>							
84-000-4010-15	Mello-Roos Tax	1,618,182	1,550,000	1,550,000	1,550,000	1,550,000	1,612,000
84-000-4420-00	Miscellaneous	-	-	-	-	-	-
84-000-4410-00	Interest Income	77	27,500	27,500	27,500	27,500	28,600
84-000-4411-00	Fair Market Value Investments	-	-	-	-	-	-
84-000-4850-00	Proceeds of Bonds	-	-	-	-	-	-
84-000-4900-82	Transfer In CFD 2001-1	-	-	-	-	-	-
		<u>1,618,259</u>	<u>1,577,500</u>	<u>1,577,500</u>	<u>1,577,500</u>	<u>1,577,500</u>	<u>1,640,600</u>
<b>Total Fund 84 Revenue</b>		<b>1,618,259</b>	<b>1,577,500</b>	<b>1,577,500</b>	<b>1,577,500</b>	<b>1,577,500</b>	<b>1,640,600</b>
<b>Expenditure</b>							
<u>Division: 134 - Non-Departmental</u>							
84-134-5252-00	Contractual Services	-	-	15,500	-	-	-
84-134-5416-00	Miscellaneous Expenditure	-	-	2,717	-	-	-
84-134-5300-00	Principal-Bonded Indebtedness	1,118,000	-	1,147,680	-	-	-
84-134-5301-00	Interest Exp-Bonded Indebtedne	397,417	-	191,302	-	-	-
84-134-5310-00	Debt Issuance Costs	-	-	-	-	-	-
84-134-5311-00	Pymt to Bond Refunding Escrow	-	-	-	-	-	-
84-134-5340-00	Payments to Escrow Agent	69,142	1,546,000	1,546,000	1,546,000	1,546,000	1,607,840
		<u>1,584,559</u>	<u>1,546,000</u>	<u>2,903,199</u>	<u>1,546,000</u>	<u>1,546,000</u>	<u>1,607,840</u>
<b>Total Fund 84 Expenditures</b>		<b>1,584,559</b>	<b>1,546,000</b>	<b>2,903,199</b>	<b>1,546,000</b>	<b>1,546,000</b>	<b>1,607,840</b>
<b>Fund: 87 - 2015 COP - Civic Center Project</b>							
<b>Revenue</b>							
<u>Division: 000 - Revenue</u>							
87-000-4421-01	Reimbursemnt Senior Ctr Constr	-	-	-	-	-	-
87-000-4410-00	Interest Income	6	100	100	100	100	104
87-000-4851-00	Orig Issue Premium (Discount)	-	-	-	-	-	-
87-000-4850-00	Proceeds of Bonds	-	-	-	-	-	-
87-000-4900-10	Transfer in General Fund	1,842,651	1,839,000	1,839,000	1,840,000	1,840,000	1,840,000
87-000-4900-28	Transfer in Library	778,474	777,000	777,000	777,000	777,000	777,000
87-000-4900-41	Transfer in Civic Center Const	-	-	-	-	-	-
87-000-4900-85	Transfer in 2006 COP	-	-	-	-	-	-
		<u>2,621,131</u>	<u>2,616,100</u>	<u>2,616,100</u>	<u>2,617,100</u>	<u>2,617,100</u>	<u>2,617,104</u>
<b>Total Fund 87 Revenue</b>		<b>2,621,131</b>	<b>2,616,100</b>	<b>2,616,100</b>	<b>2,617,100</b>	<b>2,617,100</b>	<b>2,617,104</b>
<b>Expenditure</b>							
<u>Division: 134 - Non-Departmental</u>							
87-134-5252-00	Contractual Services	-	-	5,500	-	-	-
87-134-5416-00	Miscellaneous Expenditure	2,965	5,000	5,000	5,000	5,000	5,200
87-134-5300-00	Principal-Bonded Indebtedness	1,125,000	1,160,000	1,160,000	1,160,000	1,160,000	1,206,400
87-134-5301-00	Interest Exp-Bonded Indebtedne	1,496,125	1,451,000	1,451,000	1,451,000	1,451,000	1,509,040
87-134-5310-00	Debt Issuance Costs	-	-	-	-	-	-
87-134-5311-00	Pymt to Bond Refunding Escrow	-	-	-	-	-	-
87-134-5340-00	Payments to Escrow Agent	-	-	-	-	-	-
87-134-9900-10	Transfer to General Fund	-	-	-	-	-	-
87-134-9900-41	Transfer to Civic Ctr Constr	-	-	-	-	-	-
		<u>2,624,090</u>	<u>2,616,000</u>	<u>2,621,500</u>	<u>2,616,000</u>	<u>2,616,000</u>	<u>2,720,640</u>
<b>Total Fund 87 Expenditure</b>		<b>2,624,090</b>	<b>2,616,000</b>	<b>2,621,500</b>	<b>2,616,000</b>	<b>2,616,000</b>	<b>2,720,640</b>



FIFY22/23

Fund sources

Project Number	Project Title	10	13	15	21	22,24, 27.32	34	36	45	47	49	50	63	70	FY22/23
		GF	Park Improv	Gas Tax	LMD 22	LMDs	Measure R Local	Grants	ARPA	Measure M Local	Measure M	Tennis & Swim	RMRA	Deferred Maint	Total
650335	CITYWIDE GUARDRAILS						25,000			25,000					50,000
650342	MULHOLLAND HIGHWAY IMPROVE PHASE I & II										3,300,000				3,300,000
650344	OLD TOWN SIDEWALK & STREET LIGHTS				2,750,000										2,750,000
650320	SIDEWALK REPAIR & REPLACEMENT							75,000	100,000						175,000
650337	STATE - "GREEN" STREET PROJECT							1,175,000			1,791,000				2,966,000
650212	STREET - RUBBERIZED OVERLAY			660,000									350,000		1,010,000
650351	TRAFFIC MANAGEMENT CENTER UPDATE									150,000					150,000
650236	TREE PLANTING	25,000													25,000
650347	WEST CALABASAS ROAD										750,000				750,000
650000	SENIOR CENTER SHADE STRUCTURE														-
650352	CTSC OUTDOOR FITNESS AREA											100,000			100,000
650296	CTSC FITNESS ROOM ELECTRICAL UPGRADES														-
650353	CTSC POOL & DECK PROJECT											1,000,000			1,000,000
650354	CTSC KITCHEN APPLIANCES UPGRADE											100,000			100,000
650100	CTSC ROOF REPAIR														-
650355	WILD WALNUT PARK		187,000						100,000						287,000
650356	GAME COURTS								70,000						70,000
650357	CREEKSIDE BUILDING UPDATES								75,000						75,000
650358	GATES CANYON UPDATES AND UPGRADES								100,000						100,000
650000	DE ANZA PARK WATER FEATURE								-						-
650359	PLAYGROUND UPDATES & REPLACEMENTS								1,025,000						1,025,000
650362	PICNIC SHELTER REPLACEMENT & UPGRADES								25,000						25,000
6500-00	PARKS LIGHTING UPGRADES								-						-
650363	HVAC REPLACEMENT AND REPAIR													40,000	40,000
650348	NEW FINANCIAL SOFTWARE	300,000													300,000
650364	CHAMBERS MASTER CONTROL MEDIA & A/V								425,000						425,000
650000	FOUNDERS HALL MASTER CONTROL MEDIA								-						-
650000	CAPITAL NEEDS ASSESSMENT CITY-WIDE	50,000													50,000
650365	CIVIC CENTER PLAZA FURNITURE REPLACEMENT								50,000						50,000
650000	CIVIC CENTER PAINT BUILDINGS								-						-
650000	LIBRARY LIGHTS UPGRADE														-
650000	PARKS TEEN PROGRAMS ASSESSMENT	100,000													100,000
650000	VEHICLE PUCHASE	70,000			35,000	35,000			270,000						410,000
		<b>\$ 545,000</b>	<b>\$ 187,000</b>	<b>\$ 660,000</b>	<b>\$ 2,785,000</b>	<b>\$ 35,000</b>	<b>\$ 25,000</b>	<b>\$ 1,250,000</b>	<b>\$ 2,240,000</b>	<b>\$ 175,000</b>	<b>\$ 5,841,000</b>	<b>\$ 1,200,000</b>	<b>\$ 350,000</b>	<b>\$ 40,000</b>	<b>\$ 15,333,000</b>

\* Project actual expenditures prior to FY 2020/21 are not incl

\*\* FY 2022-23 Budget include Budget Carry Over \$ 4,241,000

FIFY23/24

Fund sources

Project Number	Project Title	10	15	34	36	45	47	48	49	50	63	70	FY23/24
		GF	Gas Tax	Measure R Local	Grants	ARPA	Measure M Local	Library Replace	Measure M	Tennis & Swim	RMRA	Deferred Maint	Total
650335	CITYWIDE GUARDRAILS			25,000			25,000						50,000
650342	MULHOLLAND HIGHWAY IMPROVE PHASE I & II								9,500,000				9,500,000
650344	OLD TOWN SIDEWALK & STREET LIGHTS												-
650320	SIDEWALK REPAIR & REPLACEMENT				75,000	100,000							175,000
650337	STATE - "GREEN" STREET PROJECT												-
650212	STREET - RUBBERIZED OVERLAY		660,000								350,000		1,010,000
650351	TRAFFIC MANAGEMENT CENTER UPDATE						150,000						150,000
650236	TREE PLANTING	25,000											25,000
650347	WEST CALABASAS ROAD						750,000						750,000
650000	SENIOR CENTER SHADE STRUCTURE												-
650352	CTSC OUTDOOR FITNESS AREA												-
650296	CTSC FITNESS ROOM ELECTRICAL UPGRADES									75,000			75,000
650353	CTSC POOL & DECK PROJECT												-
650354	CTSC KITCHEN APPLIANCES UPGRADE												-
650100	CTSC ROOF REPAIR									1,500,000			1,500,000
650355	WILD WALNUT PARK					350,000							350,000
650356	GAME COURTS					45,000							45,000
650357	CREEKSIDE BUILDING UPDATES					-							-
650358	GATES CANYON UPDATES AND UPGRADES					50,000							50,000
650000	DE ANZA PARK WATER FEATURE					175,000							175,000
650359	PLAYGROUND UPDATES & REPLACEMENTS					275,000							275,000
650362	PICNIC SHELTER REPLACEMENT & UPGRADES					-							-
6500-00	PARKS LIGHTING UPGRADES					100,000							100,000
650363	HVAC REPLACEMENT AND REPAIR											40,000	40,000
650348	NEW FINANCIAL SOFTWARE	-											-
650364	CHAMBERS MASTER CONTROL MEDIA & A/V					-							-
650000	FOUNDERS HALL MASTER CONTROL MEDIA					100,000							100,000
650000	CAPITAL NEEDS ASSESSMENT CITY-WIDE	-											-
650365	CIVIC CENTER PLAZA FURNITURE REPLACEMENT					-							-
650000	CIVIC CENTER PAINT BUILDINGS					100,000							100,000
650000	LIBRARY LIGHTS UPGRADE							200,000					200,000
650000	PARKS TEEN PROGRAMS ASSESSMENT												-
650000	VEHICLE PUCHASE												-
		\$ 25,000	\$ 660,000	\$ 25,000	\$ 75,000	\$ 1,295,000	\$ 925,000	\$ 200,000	\$ 9,500,000	\$ 1,575,000	\$ 350,000	\$ 40,000	\$ 14,670,000

\* Project actual expenditures prior to FY 2020/21 are not incl

\*\* FY 2022-23 Budget include Budget Carry Over \$ 4,241,000

























**CITY of CALABASAS  
CAPITAL IMPROVEMENT PROJECTS  
FISCAL YEARS 2022/23 thru 2026/27**

<b>Project Number:</b>	<b>650352</b>
<b>Project Title:</b>	<b>CTSC OUTDOOR FITNESS AREA</b>
<b>Department:</b>	<b>COMMUNITY SERVICES</b>
<b>Project Description:</b>	
<b>OUTDOOR FITNESS AREA ADDITION</b>	
FITNESS MATTING, SHADE STRUCTURE, ELECTRICAL, FANS, SOUND, CAMERA SYSTEM	

Location Map



Budget Unit	Account Description	Total Expenditures ESTIMATED as of 6/30/2022	2021/22 Estimated Carryover Amount	<b>ADDITIONAL FUNDING REQUEST</b>					Estimated TOTAL Project Cost	
				2022/23 Appropriation	2023/24 Estimate	2024/25 Estimate	2025/26 Estimate	2026/27 Estimate		
50-521-6503-52	CTSC OUTDOOR FITNESS AREA			\$ 100,000					\$ 100,000	
<b>Project TOTALS</b>				<b>\$ 100,000</b>					<b>\$ 100,000</b>	
<b>Funding Sources:</b>										
TENNIS & SWIM CENTER OPERATION- Fund 50				\$ 100,000						\$ 100,000
<b>TOTALS:</b>				<b>\$ 100,000</b>					<b>\$ 100,000</b>	







**CITY of CALABASAS  
CAPITAL IMPROVEMENT PROJECTS  
FISCAL YEARS 2022/23 thru 2026/27**

Location Map



<b>Project Number:</b>	650354
<b>Project Title:</b>	CTSC KITCHEN APPLIANCES
<b>Department:</b>	COMMUNITY SERVICES
<b>Project Description:</b>	UPGRADE KITCHEN APPLIANCES - 2 STOVES, OVEN, FRYER, REFRIGERATOR, HOOD, DISHWASHER, COUNTER FRIDGE

Budget Unit	Account Description	Total Expenditures ESTIMATED as of 6/30/2022	2021/22 Estimated Carryover Amount	<b>ADDITIONAL FUNDING REQUEST</b>					Estimated TOTAL Project Cost
				2022/23 Appropriation	2023/24 Estimate	2024/25 Estimate	2025/26 Estimate	2026/27 Estimate	
50-521-6503-54	CTSC KITCHEN APPLIANCES			\$ 100,000					\$ 100,000
<b>Project TOTALS</b>				<b>\$ 100,000</b>					<b>\$ 100,000</b>

<b>Funding Sources:</b>									
TENNIS & SWIM CENTER OPERATION- Fund 50				\$ 100,000					\$ 100,000
<b>TOTALS:</b>				<b>\$ 100,000</b>					<b>\$ 100,000</b>

**CITY of CALABASAS  
CAPITAL IMPROVEMENT PROJECTS  
FISCAL YEARS 2022/23 thru 2026/27**

Location Map



<b>Project Number:</b>	<b>650100</b>
<b>Project Title:</b>	<b>CTSC ROOF REPAIR</b>
<b>Department:</b>	<b>COMMUNITY SERVICES</b>
<b>Project Description:</b>	REPAIR ROOF ON CTSC

Budget Unit	Account Description	Total Expenditures ESTIMATED as of 6/30/2022	2021/22 Estimated Carryover Amount	ADDITIONAL FUNDING REQUEST					Estimated TOTAL Project Cost
				2022/23 Appropriation	2023/24 Estimate	2024/25 Estimate	2025/26 Estimate	2026/27 Estimate	
50-521-6501-00	CTSC ROOF REPAIR				\$ 1,500,000				\$ 1,500,000
<b>Project TOTALS</b>					<b>\$ 1,500,000</b>				<b>\$ 1,500,000</b>
<b>Funding Sources:</b>									
TENNIS & SWIM CENTER OPERATION- Fund 50					\$ 1,500,000				\$ 1,500,000
<b>TOTALS:</b>					<b>\$ 1,500,000</b>				<b>\$ 1,500,000</b>

**CITY of CALABASAS  
CAPITAL IMPROVEMENT PROJECTS  
FISCAL YEARS 2022/23 thru 2026/27**

<b>Project Number:</b>	650355
<b>Project Title:</b>	WILD WALNUT PARK
<b>Department:</b>	COMMUNITY SERVICES
<b>Project Description:</b>	PHASE 1 - PARKING LOT, PHASE 2 - PERMANENT DOG PARK, PHASE 3 - PLAY STRUCTURES, FITNESS EQUIPMENT RESTROOMS

Location Map



Budget Unit	Account Description	Total Expenditures ESTIMATED as of 6/30/2022	2021/22 Estimated Carryover Amount	ADDITIONAL FUNDING REQUEST					Estimated TOTAL Project Cost
				2022/23 Appropriation	2023/24 Estimate	2024/25 Estimate	2025/26 Estimate	2026/27 Estimate	
45-519-6503-55	Parks Maint - Capital Outlay			\$ 100,000	\$ 350,000	\$ 350,000			\$ 800,000
13-519-6503-55	Measure A-M & S Projects			\$ 187,000					\$ 187,000
<b>Project TOTALS</b>				<b>\$ 287,000</b>	<b>\$ 350,000</b>	<b>\$ 350,000</b>			<b>\$ 987,000</b>
<b>Funding Sources:</b>									
American Rescue Plan Act - FUND 45				\$ 100,000	\$ 350,000	\$ 350,000			\$ 800,000
Measure A				\$ 187,000					\$ 187,000
<b>TOTALS:</b>				<b>\$ 287,000</b>	<b>\$ 350,000</b>	<b>\$ 350,000</b>			<b>\$ 987,000</b>

**CITY of CALABASAS  
CAPITAL IMPROVEMENT PROJECTS  
FISCAL YEARS 2022/23 thru 2026/27**

<b>Project Number:</b>	<b>650356</b>
<b>Project Title:</b>	<b>GAME COURTS</b>
<b>Department:</b>	<b>COMMUNITY SERVICES</b>
<b>Project Description:</b>	<b>RESURFACING GAME COURTS</b>
Resurface game courts: Creekside Park (517) - includes 2 new adjustable basketball systems 22/23 & 26/27, Grape Arbor Park (514) 2 new adjustable basketball systems 23/24, Gates Canyon Park (514) 23/24, De Anza Park (513) resurface and add 6 new basketball systems	

Location Map



Budget Unit	Account Description	Total Expenditures ESTIMATED as of 6/30/2022	2021/22 Estimated Carryover Amount	ADDITIONAL FUNDING REQUEST					Estimated TOTAL Project Cost
				2022/23 Appropriation	2023/24 Estimate	2024/25 Estimate	2025/26 Estimate	2026/27 Estimate	
45-519-6503-56	GAME COURTS			\$ 25,000				\$ 20,000	\$ 45,000
45-519-6503-56	GAME COURTS				\$ 25,000				\$ 25,000
45-519-6503-56	GAME COURTS				\$ 20,000				\$ 20,000
45-519-6503-56	GAME COURTS			\$ 45,000				\$ 20,000	\$ 65,000
<b>Project TOTALS</b>				<b>\$ 70,000</b>	<b>\$ 45,000</b>			<b>\$ 40,000</b>	<b>\$ 155,000</b>

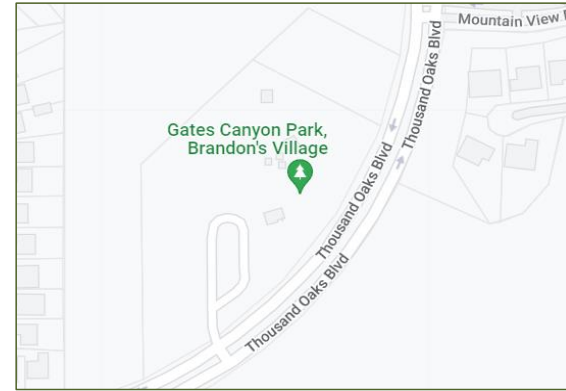
Funding Sources:									
American Rescue Plan Act - FUND 45				\$ 70,000	\$ 45,000			\$ 40,000	\$ 155,000
<b>TOTALS:</b>				<b>\$ 70,000</b>	<b>\$ 45,000</b>			<b>\$ 40,000</b>	<b>\$ 155,000</b>



**CITY of CALABASAS  
CAPITAL IMPROVEMENT PROJECTS  
FISCAL YEARS 2022/23 thru 2026/27**

<b>Project Number:</b>	<b>650358</b>
<b>Project Title:</b>	<b>GATES CANYON UPDATES AND UPGRADES</b>
<b>Department:</b>	<b>COMMUNITY SERVICES</b>
<b>Project Description:</b>	Replace fencing along park and road (22/23). Replace broken park sign (22/23), Replace outdated and non-compliant fitness equipment (23/24).

Location Map



Budget Unit	Account Description	Total Expenditures ESTIMATED as of 6/30/2022	2021/22 Estimated Carryover Amount	ADDITIONAL FUNDING REQUEST					Estimated TOTAL Project Cost
				2022/23 Appropriation	2023/24 Estimate	2024/25 Estimate	2025/26 Estimate	2026/27 Estimate	
45-519-6503-58	GATES CANYON UPDATES AND U			\$ 100,000					\$ 100,000
45-519-6503-58	GATES CANYON UPDATES AND U				\$ 50,000				\$ 50,000
<b>Project TOTALS</b>				<b>\$ 100,000</b>	<b>\$ 50,000</b>				<b>\$ 150,000</b>
<b>Funding Sources:</b>									
American Rescue Plan Act - FUND 45				\$ 100,000	\$ 50,000				\$ 150,000
<b>TOTALS:</b>				<b>\$ 100,000</b>	<b>\$ 50,000</b>				<b>\$ 150,000</b>

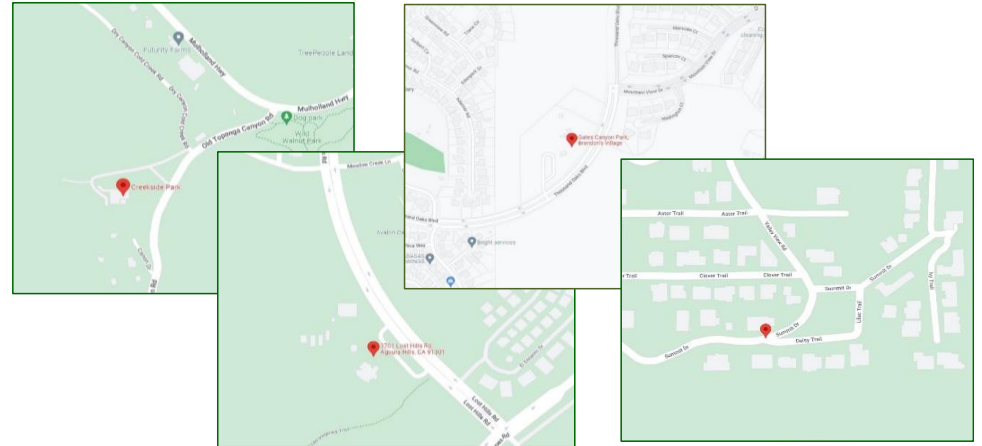




**CITY of CALABASAS  
CAPITAL IMPROVEMENT PROJECTS  
FISCAL YEARS 2022/23 thru 2026/27**

<b>Project Number:</b>	<b>650359</b>
<b>Project Title:</b>	<b>PLAYGROUND UPDATES &amp; REPLACEMENTS</b>
<b>Department:</b>	<b>COMMUNITY SERVICES</b>
<b>Project Description:</b>	
<p>Gates Canyon Park (514) Replace play structures, pour in play surfacing, and shade sails .                  DeAnza Park (513) Replace 2-5 play structure on east side of property / pour-in-play surface (22/23). Replace 5-12 play structure / pour in play surface on east side of property plus swing set / pour-in-play surface on south side (23/24). Freedom Park (514) Replace play structure and include pour and play (22/23). Creekside Park (517) Replace large play structure, shade structure, and wood fiber with pour and play surface (24/25). Highlands (514) Replace play structure and wood fiber surface with pour in play surface (25/26).</p>	

Location Map



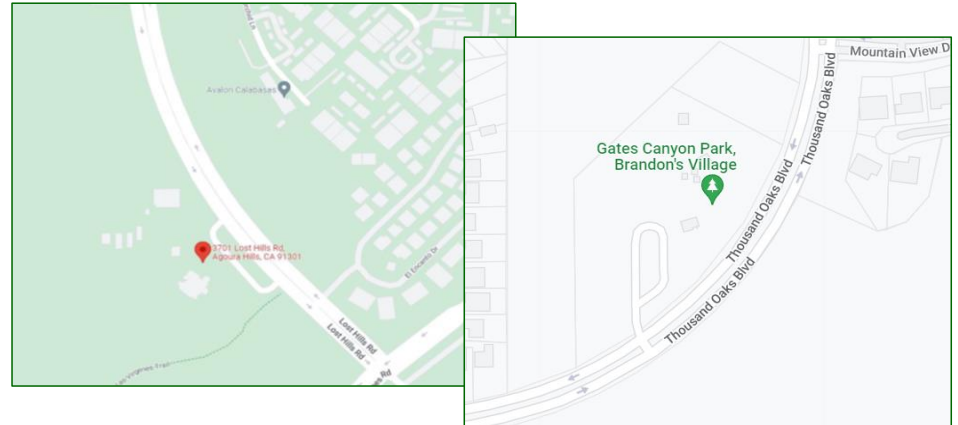
Budget Unit	Account Description	Total Expenditures ESTIMATED as of 6/30/2022	2021/22 Estimated Carryover Amount	ADDITIONAL FUNDING REQUEST					Estimated TOTAL Project Cost
				2022/23 Appropriation	2023/24 Estimate	2024/25 Estimate	2025/26 Estimate	2026/27 Estimate	
45-519-6503-59	Gates Canyon Playground			\$ 800,000					\$ 800,000
45-519-6503-60	De Anza Park Playground			\$ 75,000	\$ 275,000				\$ 350,000
45-517-6500-00	Freedom Park Playground					\$ 175,000			\$ 175,000
45-514-6500-00	Creekside Park Playground						\$ 100,000		\$ 100,000
45-519-6503-61	Highlands Park Playground			\$ 150,000					\$ 150,000
<b>Project TOTALS</b>				<b>\$ 1,025,000</b>	<b>\$ 275,000</b>	<b>\$ 175,000</b>	<b>\$ 100,000</b>		<b>\$ 1,575,000</b>

<b>Funding Sources:</b>									
American Rescue Plan Act - FUND 45				\$ 1,025,000	\$ 275,000	\$ 175,000	\$ 100,000		\$ 1,575,000
<b>TOTALS:</b>				<b>\$ 1,025,000</b>	<b>\$ 275,000</b>	<b>\$ 175,000</b>	<b>\$ 100,000</b>		<b>\$ 1,575,000</b>

**CITY of CALABASAS  
CAPITAL IMPROVEMENT PROJECTS  
FISCAL YEARS 2022/23 thru 2026/27**

Location Map

<b>Project Number:</b>	<b>650362</b>
<b>Project Title:</b>	<b>PICNIC SHELTER REPLACEMENT &amp; UPGRADES</b>
<b>Department:</b>	<b>COMMUNITY SERVICES</b>
<b>Project Description:</b>	Gates Canyon Park (514) replace concrete picnic tables (x12), replace picnic shelters at DeAnza.

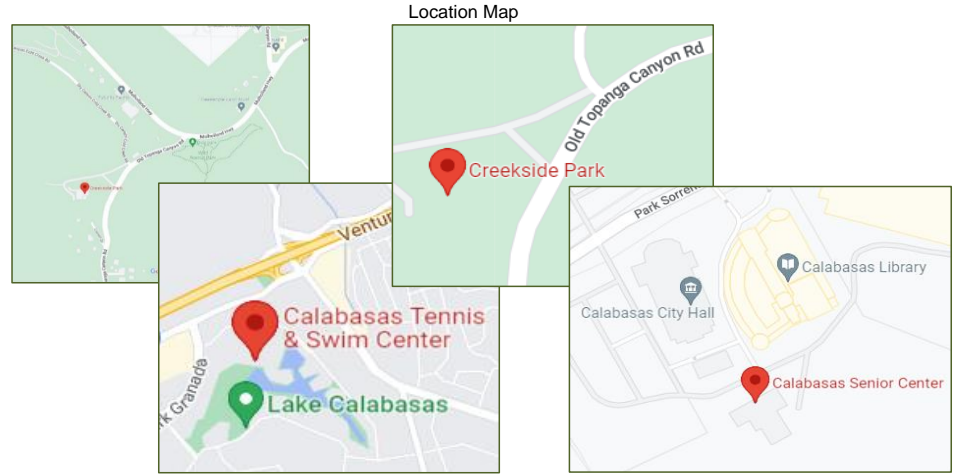


Budget Unit	Account Description	Total Expenditures ESTIMATED as of 6/30/2022	2021/22 Estimated Carryover Amount	ADDITIONAL FUNDING REQUEST					Estimated TOTAL Project Cost
				2022/23 Appropriation	2023/24 Estimate	2024/25 Estimate	2025/26 Estimate	2026/27 Estimate	
45-519-6503-62	PICNIC SHELTER REPLACEMENT			\$ 25,000					\$ 25,000
45-519-6503-62	PICNIC SHELTER REPLACEMENT					\$ 100,000			\$ 100,000
45-519-6503-62	PICNIC SHELTER REPLACEMENT						\$ 100,000		\$ 100,000
<b>Project TOTALS</b>				<b>\$ 25,000</b>		<b>\$ 100,000</b>	<b>\$ 100,000</b>		<b>\$ 225,000</b>
<b>Funding Sources:</b>									
American Rescue Plan Act- Fund 45				\$ 25,000		\$ 100,000	\$ 100,000		\$ 225,000
<b>TOTALS:</b>				<b>\$ 25,000</b>		<b>\$ 100,000</b>	<b>\$ 100,000</b>		<b>\$ 225,000</b>



**CITY of CALABASAS  
CAPITAL IMPROVEMENT PROJECTS  
FISCAL YEARS 2022/23 thru 2026/27**

<b>Project Number:</b>	<b>650363</b>
<b>Project Title:</b>	<b>HVAC REPLACEMENT AND REPAIR</b>
<b>Department:</b>	<b>COMMUNITY SERVICES</b>
<b>Project Description:</b>	HVAC Unit replacement or repair at DeAnza Park (513), Tennis and Swim Center (521), Creekside (517) and Senior Center (518). Each facility has 3 - 5 units.



Budget Unit	Account Description	Total Expenditures ESTIMATED as of 6/30/2022	2021/22 Estimated Carryover Amount	ADDITIONAL FUNDING REQUEST					Estimated TOTAL Project Cost
				2022/23 Appropriation	2023/24 Estimate	2024/25 Estimate	2025/26 Estimate	2026/27 Estimate	
70-513-6503-63	HVAC REPLACEMENT AND REPAIR			\$ 40,000	\$ 40,000				\$ 80,000
50-521-6503-63	HVAC REPLACEMENT AND REPAIR					\$ 40,000	\$ 40,000		\$ 80,000
70-518-6503-63	HVAC REPLACEMENT AND REPAIR							\$ 40,000	\$ 40,000
70-517-6503-63	HVAC REPLACEMENT AND REPAIR							\$ 40,000	\$ 40,000
<b>Project TOTALS</b>				<b>\$ 40,000</b>	<b>\$ 40,000</b>	<b>\$ 40,000</b>	<b>\$ 40,000</b>	<b>\$ 80,000</b>	<b>\$ 240,000</b>

Funding Sources:									
TENNIS & SWIM CENTER OPERATION - FUND 50						\$ 40,000	\$ 40,000		\$ 80,000
DEFERRED MAINTENANCE- Fund 70				\$ 40,000	\$ 40,000			\$ 80,000	\$ 160,000
<b>TOTALS:</b>				<b>\$ 40,000</b>	<b>\$ 40,000</b>	<b>\$ 40,000</b>	<b>\$ 40,000</b>	<b>\$ 80,000</b>	<b>\$ 240,000</b>



**CITY of CALABASAS  
CAPITAL IMPROVEMENT PROJECTS  
FISCAL YEARS 2022/23 thru 2026/27**

Location Map

<b>Project Number:</b>	650364
<b>Project Title:</b>	CHAMBER MASTER CONTROL MEDIA & A/V
<b>Department:</b>	COMMUNICATIONS
<b>Project Description:</b>	

Budget Unit	Account Description	Total Expenditures ESTIMATED as of 6/30/2022	2021/22 Estimated Carryover Amount	ADDITIONAL FUNDING REQUEST					Estimated TOTAL Project Cost
				2022/23 Appropriation	2023/24 Estimate	2024/25 Estimate	2025/26 Estimate	2026/27 Estimate	
45-161-6503-64	CHAMBER MASTER CONTROL ME		\$ 125,000	\$ 300,000					\$ 425,000
<b>Project TOTALS</b>			<b>\$ 125,000</b>	<b>\$ 300,000</b>					<b>\$ 425,000</b>
<b>Funding Sources:</b>									
American Rescue Plan Act - FUND 45			\$ 125,000	\$ 300,000					\$ 425,000
<b>TOTALS:</b>			<b>\$ 125,000</b>	<b>\$ 300,000</b>					<b>\$ 425,000</b>

CITY of CALABASAS  
 CAPITAL IMPROVEMENT PROJECTS  
 FISCAL YEARS 2022/23 thru 2026/27

Location Map

<b>Project Number:</b>	650000
<b>Project Title:</b>	FOUNDERS HALL MASTER CONTROL MEDIA
<b>Department:</b>	COMMUNICATIONS
<b>Project Description:</b>	

Budget Unit	Account Description	Total Expenditures ESTIMATED as of 6/30/2022	2021/22 Estimated Carryover Amount	ADDITIONAL FUNDING REQUEST					Estimated TOTAL Project Cost
				2022/23 Appropriation	2023/24 Estimate	2024/25 Estimate	2025/26 Estimate	2026/27 Estimate	
45-161-6500-00	FOUNDERS HALL MASTER CONT				\$ 100,000			\$ 50,000	\$ 150,000
<b>Project TOTALS</b>					<b>\$ 100,000</b>			<b>\$ 50,000</b>	<b>\$ 150,000</b>
<b>Funding Sources:</b>									
American Rescue Plan Act - FUND 45					\$ 100,000			\$ 50,000	\$ 150,000
<b>TOTALS:</b>					<b>\$ 100,000</b>			<b>\$ 50,000</b>	<b>\$ 150,000</b>













CITY of CALABASAS  
 CAPITAL IMPROVEMENT PROJECTS  
 FISCAL YEARS 2022/23 thru 2026/27

<b>Project Number:</b>	<b>650000</b>
<b>Project Title:</b>	<b>Vehicle Purchase</b>
<b>Department:</b>	<b>Public Works</b>
<b>Project Description:</b>	
Vehicle Purchase for Public Works One Ford Truck F-150 or similar	

Budget Unit	Account Description	Total Expenditures ESTIMATED as of 6/30/2022	2021/22 Estimated Carryover Amount	<u>ADDITIONAL FUNDING REQUEST</u>					Estimated TOTAL Project Cost
				2022/23 Appropriation	2023/24 Estimate	2024/25 Estimate	2025/26 Estimate	2026/27 Estimate	
21-326-6500-00	Vehicle Purchase			\$ 35,000					\$ 35,000
22-322-6500-00	Vehicle Purchase			\$ 28,700					\$ 28,700
24-323-6500-00	Vehicle Purchase			\$ 2,100					\$ 2,100
27-324-6500-00	Vehicle Purchase			\$ 3,500					\$ 3,500
32-325-6500-00	Vehicle Purchase			\$ 700					\$ 700
<b>Project TOTALS</b>				<b>\$ 70,000</b>					<b>\$ 70,000</b>
<b>Funding Sources:</b>									
LMD 22 - AD VALORUM - FUND 21				\$ 35,000					\$ 35,000
LLAD 22 - HOA- Fund 22				\$ 28,700					\$ 28,700
LLAD 24- Fund 24				\$ 2,100					\$ 2,100
LLAD 27- Fund 27				\$ 3,500					\$ 3,500
LLAD 32- Fund 32				\$ 700					\$ 700
<b>TOTALS:</b>				<b>\$ 70,000</b>					<b>\$ 70,000</b>

CITY of CALABASAS  
 CAPITAL IMPROVEMENT PROJECTS  
 FISCAL YEARS 2022/23 thru 2026/27

<b>Project Number:</b>	<b>650000</b>
<b>Project Title:</b>	<b>Vehicle Purchase</b>
<b>Department:</b>	<b>Public Works</b>
<b>Project Description:</b>	
Vehicle Purchase for Public Works Two Ford F-150 Trucks or similar Four to Five cars for Building/Safety & Public Works staff	

Budget Unit	Account Description	Total Expenditures ESTIMATED as of 6/30/2022	2021/22 Estimated Carryover Amount	<u>ADDITIONAL FUNDING REQUEST</u>					Estimated TOTAL Project Cost
				2022/23 Appropriation	2023/24 Estimate	2024/25 Estimate	2025/26 Estimate	2026/27 Estimate	
12-311-6500-00	Vehicle Purchase			\$ 140,000					\$ 140,000
45-311-6500-00	Vehicle Purchase			\$ 200,000					\$ 200,000
<b>Project TOTALS</b>				<b>\$ 340,000</b>					<b>\$ 340,000</b>
<b>Funding Sources:</b>									
SOUTH COAST AIR QLTY MGMT DIST - FUND 12				\$ 140,000					\$ 140,000
American Rescue Plan Act- Fund 45				\$ 200,000					\$ 200,000
<b>TOTALS:</b>				<b>\$ 340,000</b>					<b>\$ 340,000</b>



CITY *of* CALABASAS



**CITY of CALABASAS**  
**BUDGETED FULL-TIME POSITIONS ~ 6 YEARS**

	Fiscal Year 2017-18	Fiscal Year 2018-19	Fiscal Year 2019-20	Fiscal Year 2020-21	Fiscal Year 2021-22	Fiscal Year 2021-22
<b>ADMINISTRATIVE SERVICES</b>						
Administrative Services Manager	1.00	1.00	1.00	1.00	1.00	1.00
Facility Maintenance Technician	1.00	1.00	1.00	1.00	1.00	1.00
Facility Maintenance Technician II	1.00	1.00	1.00	1.00	1.00	1.00
Human Resources Specialist	1.00	1.00	1.00	1.00	1.00	1.00
	<u>4.00</u>	<u>4.00</u>	<u>4.00</u>	<u>4.00</u>	<u>4.00</u>	<u>4.00</u>
<b>CITY CLERK</b>						
City Clerk	1.00	1.00	1.00	1.00	1.00	1.00
Assistant to the City Clerk	1.00	1.00	1.00	1.00	1.00	1.00
Executive Assistant I	1.00	1.00	-	-	-	-
Office Assistant	1.00	1.00	1.00	-	-	-
	<u>4.00</u>	<u>4.00</u>	<u>3.00</u>	<u>2.00</u>	<u>2.00</u>	<u>2.00</u>
<b>CITY COUNCIL</b>						
<b>COUNCIL MEMBER</b>	5.00	5.00	5.00	5.00	5.00	5.00
	<u>5.00</u>	<u>5.00</u>	<u>5.00</u>	<u>5.00</u>	<u>5.00</u>	<u>5.00</u>
<b>CITY MANAGEMENT</b>						
<b>CITY MANAGER</b>	1.00	1.00	1.00	1.00	1.00	1.00
Executive Assistant I	-	-	1.00	1.00	-	-
Executive Assistant II	-	-	-	-	1.00	1.00
Management Analyst	-	-	1.00	1.00	-	-
Senior Management Analyst	-	-	-	-	1.00	1.00
	<u>1.00</u>	<u>1.00</u>	<u>3.00</u>	<u>3.00</u>	<u>3.00</u>	<u>3.00</u>
<b>COMMUNICATIONS</b>						
<b>COMMUNICATIONS DIRECTOR</b>	-	-	-	1.00	1.00	1.00
Media and Information Services Director	-	-	1.00	-	-	-
Media, Information and Library Services Director	1.00	1.00	-	-	-	-
Executive Assistant I	1.00	1.00	1.00	1.00	-	-
Executive Assistant II	-	-	-	-	1.00	1.00
Information Systems Assistant	2.00	2.00	2.00	2.00	-	-
Information Systems Manager	1.00	1.00	1.00	1.00	1.00	1.00
Information Technology Specialist	-	-	-	-	1.00	1.00
Media Supervisor	1.00	1.00	1.00	1.00	1.00	1.00
Senior Information Technology Specialist	-	-	-	-	1.00	1.00
Senior Media Specialist	2.00	2.00	2.00	2.00	2.00	2.00
	<u>8.00</u>	<u>8.00</u>	<u>8.00</u>	<u>8.00</u>	<u>8.00</u>	<u>8.00</u>
<b>COMMUNITY DEVELOPMENT:</b>						
<b>COMMUNITY DEVELOPMENT DIRECTOR</b>	1.00	1.00	1.00	1.00	1.00	1.00
Assistant Planner	-	-	1.00	1.00	1.00	1.00
Associate Planner	2.00	2.00	2.00	2.00	2.00	2.00
Building Inspector	2.00	2.00	2.00	2.00	2.00	2.00
Building Official	1.00	1.00	1.00	1.00	1.00	1.00
City Planner	1.00	1.00	1.00	1.00	1.00	1.00
Code Enforcement Officer	2.00	1.00	1.00	1.00	1.00	1.00
Executive Assistant I	1.00	1.00	1.00	-	-	1.00
Executive Assistant II	1.00	1.00	1.00	1.00	1.00	1.00
Permit Center Supervisor	1.00	1.00	1.00	1.00	1.00	1.00
Permit Technician	-	-	-	-	-	1.00
Planner	2.00	1.00	-	-	-	-
Senior Building Inspector	1.00	1.00	1.00	1.00	1.00	1.00
Senior Code Enforcement Officer	-	-	-	-	-	1.00
Senior Planner	2.00	2.00	2.00	2.00	2.00	1.00
	<u>17.00</u>	<u>15.00</u>	<u>15.00</u>	<u>14.00</u>	<u>14.00</u>	<u>16.00</u>

**CITY of CALABASAS**  
**BUDGETED FULL-TIME POSITIONS ~ 6 YEARS**

	Fiscal Year 2017-18	Fiscal Year 2018-19	Fiscal Year 2019-20	Fiscal Year 2020-21	Fiscal Year 2021-22	Fiscal Year 2021-22
<b>COMMUNITY SERVICES</b>						
<b>COMMUNITY SERVICES DIRECTOR</b>	1.00	1.00	1.00	1.00	1.00	1.00
Deputy Community Services Director	1.00	1.00	1.00	1.00	1.00	1.00
Executive Assistant I	3.00	2.00	2.00	2.00	1.00	1.00
Facility Maintenance Technician	1.00	1.00	1.00	1.00	1.00	1.00
Facility Supervisor	2.00	2.00	2.00	2.00	2.00	2.00
Maintenance Assistant	1.00	1.00	1.00	1.00	1.00	1.00
Preschool Principal	1.00	-	-	-	-	-
Preschool Supervisor	1.00	1.00	1.00	1.00	-	-
Preschool Teacher	10.00	7.00	5.00	4.00	-	-
Recreation Coordinator	2.00	3.00	3.00	3.00	4.00	4.00
Recreation Manager	1.00	1.00	1.00	-	1.00	1.00
Recreation Supervisor	1.00	1.00	1.00	1.00	1.00	1.00
	<u>25.00</u>	<u>21.00</u>	<u>19.00</u>	<u>17.00</u>	<u>13.00</u>	<u>13.00</u>
<b>FINANCE</b>						
<b>CHIEF FINANCIAL OFFICER</b>	1.00	1.00	1.00	1.00	1.00	1.00
Accounting Specialist	3.00	3.00	3.00	3.00	3.00	3.00
Accounting Supervisor	1.00	1.00	1.00	1.00	1.00	1.00
Executive Assistant I	1.00	1.00	1.00	1.00	1.00	1.00
Grant/Contract Administrator	1.00	1.00	1.00	1.00	1.00	1.00
Senior Accounting Specialist	1.00	1.00	1.00	1.00	1.00	1.00
	<u>8.00</u>	<u>8.00</u>	<u>8.00</u>	<u>8.00</u>	<u>8.00</u>	<u>8.00</u>
<b>LIBRARY</b>						
City Librarian	1.00	1.00	1.00	1.00	1.00	1.00
Executive Assistant I	1.00	1.00	1.00	1.00	-	-
Executive Assistant II	-	-	-	-	1.00	1.00
Librarian	1.00	1.00	1.00	-	1.00	1.00
Library Circulation Supervisor	1.00	1.00	1.00	1.00	1.00	1.00
Library Technical Services Coordinator	1.00	1.00	1.00	1.00	1.00	1.00
Library Technician	1.00	1.00	1.00	1.00	-	-
Senior Librarian	-	-	-	1.00	1.00	1.00
	<u>6.00</u>	<u>6.00</u>	<u>6.00</u>	<u>6.00</u>	<u>6.00</u>	<u>6.00</u>
<b>PUBLIC SAFETY</b>						
Emergency Services Manager	-	-	-	-	-	1.00
Public Safety Coordinator	1.00	1.00	1.00	1.00	1.00	1.00
	<u>1.00</u>	<u>1.00</u>	<u>1.00</u>	<u>1.00</u>	<u>1.00</u>	<u>2.00</u>
<b>PUBLIC WORKS</b>						
<b>PUBLIC WORKS DIRECTOR/CITY ENGINEER</b>	1.00	1.00	1.00	1.00	1.00	1.00
Assistant Engineer	1.00	-	-	-	1.00	1.00
Assistant Transportation Planner	1.00	1.00	1.00	1.00	-	-
Associate Civil Engineer	1.00	1.00	1.00	1.00	2.00	2.00
Deputy Public Works Director	1.00	1.00	1.00	1.00	1.00	1.00
Environmental Services Supervisor	1.00	1.00	1.00	1.00	1.00	1.00
Executive Assistant I	2.00	2.00	-	-	-	-
Executive Assistant II	1.00	1.00	1.00	1.00	1.00	1.00
Landscape District Maintenance Manager	1.00	1.00	1.00	1.00	1.00	1.00
Landscape Maintenance Inspector	-	-	1.00	1.00	1.00	1.00
Public Works Inspector	1.00	-	-	-	-	-
Public Works Maintenance Technician	1.00	1.00	2.00	2.00	2.00	2.00
Senior Civil Engineer	1.00	1.00	1.00	1.00	-	-
Senior Public Works Inspector	1.00	1.00	1.00	1.00	1.00	1.00
	<u>14.00</u>	<u>12.00</u>	<u>12.00</u>	<u>12.00</u>	<u>12.00</u>	<u>12.00</u>
<b>TOTAL POSITIONS</b>	<u><b>93.00</b></u>	<u><b>85.00</b></u>	<u><b>84.00</b></u>	<u><b>80.00</b></u>	<u><b>76.00</b></u>	<u><b>79.00</b></u>

**FULL - TIME EMPLOYEE ALLOCATION COSTS by FUND**

FY 2022 - 23

NAME	POSITION	General Fund 10	AB 939 14	Gas Tax HUTA 15	Prop A 20	LMD 22 Ad Valorem 21	LMD 22 22	LMD 24 24	Prop C 25	LMD 27 27	Library 28	LMD 32 32	Measure R 34	Measure M 47	Tennis & Swim 50	RMRA SB1 63	TOTAL
<b>Administrative Services</b>																	
Bingham, John	Administrative Services Manager	85 %									15 %						100 %
Rodriguez, Armando	Facilities Maintenance Technician II	52 %									48 %						100 %
Rodriguez, Jorge	Facilities Maintenance Technician	52 %									48 %						100 %
Tijerino, Carolina	Human Resources Specialist	100 %															100 %
<b>City Clerk</b>																	
Hernandez, Maricela	City Clerk	100 %															100 %
Mendoza, Analuz	Assistant to the City Clerk	100 %															100 %
<b>City Council</b>																	
Bozajian, James	Council Member	100 %															100 %
Kraut, Peter	Council Member	100 %															100 %
Maurer, Mary Sue	Mayor	100 %															100 %
Shapiro, David	Mayor Pro Tem	100 %															100 %
Weintraub, Alicia	Council Member	100 %															100 %
<b>City Management</b>																	
Krdilyan, Annie	Executive Assistant II	100 %															100 %
McConville, Michael	Senior Management Analyst	100 %															100 %
Meik, Kindon	City Manager	100 %															100 %
<b>Communications</b>																	
Gorgin, Karlo	Senior Media Specialist	100 %															100 %
Mier, Jason	Senior Media Specialist	100 %															100 %
Pasiliao, Ryan	Senior Information Technology Specialist	100 %															100 %
Petros, Arvin	Media Supervisor	100 %															100 %
Robinson, Jasen	Information Technology Specialist	40 %									60 %						100 %



**FULL - TIME EMPLOYEE ALLOCATION COSTS by FUND**

FY 2022 - 23

NAME	POSITION	General Fund 10	AB 939 14	Gas Tax HUTA 15	Prop A 20	LMD 22 Ad Valorem 21	LMD 22 22	LMD 24 24	Prop C 25	LMD 27 27	Library 28	LMD 32 32	Measure R 34	Measure M 47	Tennis & Swim 50	RMRA SB1 63	TOTAL
Green, Erica	Community Services Director	75 %													25 %		100 %
Hernandez, Jennifer	Recreation Coordinator	100 %															100 %
Kishimoto, Lorraine	Recreation Supervisor														100 %		100 %
Milbrand, Kathleen	Recreation Coordinator														100 %		100 %
Post, Kimberly	Facility Supervisor	100 %															100 %
Shaheen, Patricia	Executive Assistant I	100 %															100 %
Ferrara, Malea	Recreation Coordinator	100 %															100 %
VACANT	Deputy Community Services Director	70 %													30 %		100 %
VACANT	Maintenance Assistant	100 %															100 %
VACANT	Recreation Manager														100 %		100 %
<b>Finance</b>																	
Ahlers, Ron	Chief Financial Officer	100 %															100 %
Barancik, Luisa	Senior Accounting Specialist	100 %															100 %
Dever, Hiromi	Accounting Supervisor	100 %															100 %
Estrada, Jaafar	Accounting Specialist	100 %															100 %
Henry, Cedric	Grant/Contract Administrator	100 %															100 %
Lysik, Carson	Accounting Specialist	100 %															100 %
Perez, Amy	Executive Assistant I	100 %															100 %
Smith, Sandy	Accounting Specialist	100 %															100 %
<b>Library</b>																	
Abdali, Shabnam	Executive Assistant II										100 %						100 %
Ghosh, Suchandra	Library Circulation Supervisor										100 %						100 %
Lockwood, Barbara	City Librarian										100 %						100 %
Steward, Karilyn	Senior Librarian										100 %						100 %

**FULL - TIME EMPLOYEE ALLOCATION COSTS by FUND**

FY 2022 - 23

NAME	POSITION	General Fund 10	AB 939 14	Gas Tax HUTA 15	Prop A 20	LMD 22 Ad Valorem 21	LMD 22 22	LMD 24 24	Prop C 25	LMD 27 27	Library 28	LMD 32 32	Measure R 34	Measure M 47	Tennis & Swim 50	RMRA SB1 63	TOTAL
Williams, Yasmine	Library Technical Services Coordinator										100 %						100 %
VACANT	Librarian Youth Services										100 %						100 %
<b>Public Safety</b>																	
Larson, Debra	Public Safety Coordinator	100 %															100 %
VACANT	Emergency Services Manager	100 %															100 %
<b>Public Works</b>																	
Bezdecny, Tra'a	Assistant Engineer				50 %				50 %								100 %
Farassati, Ali	Environmental Services Supervisor	50 %	50 %														100 %
Ford, Anna Marie	Executive Assistant II	96 %				2 %							1 %	1 %			100 %
Hartounianmishheparaei, Anna	Associate Civil Engineer	78 %		3 %		6 %								7 %		6 %	100 %
Hernandez, Edgar	Landscape Maintenance Inspector					30 %	50 %	15 %		5 %							100 %
Hernandez, Jose Luis	Senior Public Works Inspector	81 %		2 %		2 %							5 %	5 %		5 %	100 %
Holden, Tatiana	Deputy Public Works Director	76 %		2 %		2 %							4 %	15 %		1 %	100 %
Lemus, Alba	Associate Civil Engineer	69 %		15 %										1 %		15 %	100 %
Melton, Heather	Landscape District Maintenance Manager					30 %	50 %	15 %		5 %							100 %
Saucedo Barbosa, Francisco	Public Works Maintenance Technician	98 %		1 %												1 %	100 %
VACANT	Public Works Maintenance Technician	100 %															100 %
Yalda, Robert	Public Works Director/City Engineer	82 %	2 %	1 %	2 %	5 %	1 %	1 %				1 %	5 %				100 %
<b>TOTAL</b>		6,304 %	52 %	24 %	52 %	77 %	101 %	31 %	50 %	10 %	771 %	1 %	15 %	29 %	355 %	28 %	7,900 %

CITY of CALABASAS  
FUND DESCRIPTIONS

Fund Number	Fund Title	Definition of Types of Monies Included	Restricted	Authorized Uses
10	GENERAL FUND	Property tax, sales tax, utility users tax, franchise fees, fines & forfeitures, investment interest, funds from other agencies, fees for service.	No	Primary City fund for operational expenditures.
11	Recoverable Projects Fund	Project deposits collected by the Community Development department.	Yes	Provide funding for Planning staff time, legal fees, and other related project expenses. Any excess funds in a deposit account are returned to the depositor.
12	South Coast Air Quality Management District Fund	City's share of additional motor vehicle registration fees imposed by SCAQMD	Yes	Implementation of mobile source emission reduction programs under the provision of California Clean Air Act.
13	Park & Recreation Improvement Fund	Grant revenues for parks and recreation	Yes	Parks and recreation improvement projects.
14	AB939 Fund	Funded by AB 939 fees collected from users by the waste haulers within the City	Yes	Funds are used on programs that promotes resource reduction, recycling and compositing as required by AB 939, passed in 1989
15	Gas Tax Fund	City's share of the motor vehicle gas tax imposed under the provisions of the Street and Highway Code of the State of California under Sections 2103, 2105, 2106, 2107 and 2107.5	Yes	Restricted for the acquisition, construction, improvement and maintenance of public streets.
16	Traffic Mitigation Fund	Fees to fund mitigation measures for increased traffic flows generated by developments within the City.	Yes	Funds to be used for projects that will improve traffic flow
17	<i>Landscape Maintenance District Fund</i>	<i>Not in use currently</i>	<i>Yes</i>	
18	Affordable Housing Fund	Fees in lieu of constructing affordable housing units on new developments to provide housing to very low, low and moderate income households.	Yes	Funds are used to account for expenditures associated with the retention and development of affordable housing units.
19	Las Virgenes / Lost Hills B & T Fund	Construction fee assessments	Yes	Funds are used to account for expenditures associated with the retention and development of affordable housing units.
20	Prop A Fund	Los Angeles County Sales Tax additional 1/2 cent. Passed by voters in 1980, tax has no end date. Metro returns 25% of the Proposition A tax to the cities in the County for transportation purposes.	Yes	Transit & Transportation projects within the City. Bus service, dial-a-ride services
21	LMD 21 - Ad Valorem Fund <i>(Landscape Maintenance District)</i>	Citywide property tax (1% base) upon each property within district boundaries and collected by Los Angeles County Tax Collector.	Yes	Provides funding for public street lighting and parkway/median landscape maintenance and improvement on designated landscape districts.
22	LLAD 22 - HOA Fund <i>(Lighting/Landscape Maintenance District)</i>	Special benefit assessment levied upon each property within district boundaries and collected by Los Angeles County Tax Collector. Landscaping and Lighting Act of 1972 (Streets & Highways 22500)	Yes	Provides funding for public street lighting and parkway/median landscape maintenance and improvement on designated landscape districts.

CITY of CALABASAS  
**FUND DESCRIPTIONS**

<b>Fund Number</b>	<b>Fund Title</b>	<b>Definition of Types of Monies Included</b>	<b>Restricted</b>	<b>Authorized Uses</b>
24	LLAD 24 Fund <i>(Lighting/Landscape Maintenance District)</i>	Special benefit assessment levied upon each property within district boundaries and collected by Los Angeles County Tax Collector. Landscaping and Lighting Act of 1972 (Streets & Highways 22500)	Yes	Provides funding for public street lighting and parkway/median landscape maintenance and improvement on designated landscape districts.
25	Prop C Fund	Los Angeles County Sales Tax additional 1/2 cent. Passed by voters in 1990, tax has no end date. Metro returns 20% of the Proposition C tax to the cities in the County for transportation purposes.	Yes	Transit & Transportation projects within the City. Bus service, dial-a-ride services
26	TDA - Transportation Development Act Fund (Articles 3)	Local transportation fund derived from 1/4 cent of general sales tax collected by State	Yes	Bicycle transportation and street/road maintenance related expenses.
27	LLAD 27 Fund <i>(Lighting/Landscape Maintenance District)</i>	Special benefit assessment levied upon each property within district boundaries and collected by Los Angeles County Tax Collector. Landscaping and Lighting Act of 1972 (Streets & Highways 22500)	Yes	Provides funding for public street lighting and parkway/median landscape maintenance and improvement on designated landscape districts.
28	Library Fund	Property taxes, City of Hidden Hills contribution, library fines, Federal/State grant funds, gifts, donations and fees for service	Yes	Use of this fund is limited to library purposes only including operating and maintenance expenditures.
29	Transit Fund	Money is transferred from other funds: Prop A, Prop C, Measure R and Measure M	Yes	Fund collects all the expenditures for transit services: bus, trolley, dial-a-ride and others.
30	Storm Damage Fund	Not in use currently		
31	Earthquake Damage Fund	Not in use currently		
32	LLAD 32 Fund <i>(Lighting/Landscape Maintenance District)</i>	Special benefit assessment levied upon each property within district boundaries and collected by Los Angeles County Tax Collector. Landscaping and Lighting Act of 1972 (Streets & Highways 22500)	Yes	Provides funding for public street lighting and parkway/median landscape maintenance and improvement on designated landscape districts.
33	Used Oil Grant Fund	State provided funds for recycling used oil	Yes	Expenditures related to used oil recycling
34	Measure R - MTA Local Return Fund	Los Angeles County Sales Tax additional 1/2 cent. Passed by voters in 2008; tax has 30 year life. Measure M passed in 2016 made this tax increase permanent. Metro returns 15% Measure R funds for local city sponsored improvements	Yes	Transit & Transportation projects within the City. Bus service, dial-a-ride services
35	CDBG Fund	Funds are allocated to the City by the Federal Housing and Urban Development Department through the County of Los Angeles	Yes	Funds are used to benefit low to moderate income persons or areas, eliminate slums or blighted areas.
36	Grants Fund	Funds are allocated to the City by Federal, State, County or MTA for a variety of purposes	Yes	Various grant expenditures are accounted for in the fund
37	Local Law Enforcement Block Grant Fund	Not in use currently		



CITY of CALABASAS  
**FUND DESCRIPTIONS**

<b>Fund Number</b>	<b>Fund Title</b>	<b>Definition of Types of Monies Included</b>	<b>Restricted</b>	<b>Authorized Uses</b>
38	COPS - AB 3229 Grant Fund	Citizens Option for Public Safety (COPS) adopted by AB 3229 (Brulte) in 1996. City receives \$100k annually	Yes	Funds are used to support police services
39	Measure R - MTA Transportation Projects Fund	Los Angeles County Sales Tax additional 1/2 cent. Passed by voters in 2008; tax has 30 year life. Metro funds certain capital projects within the City	Yes	Large transportation capital projects
40	Capital Improvement Fund	Transfers from other funds: General Fund, Gas Tax, LMDs, Prop A, Prop C, Measure R, Measure M, Grants, RMRA	Yes	Centralizing expenditures for large capital improvement projects within the City
41	Civic Center Construction Fund	Not in use currently		
42	City Hall Capital Fund	Original funding from General Fund transfers. Currently earning interest only.	No	Capital improvement projects related to extending the life of City Hall
45	American Rescue Plan Act	The American Rescue Plan Act of 2021		
46	Disaster Recovery Fund	Proceeds from SCE Woolsey Fire Settlement \$4 million	No	Can be used for any purpose. \$500,000 spent on Small Business Grants in FY 2020-21
47	Measure M - MTA Local Return Fund	Los Angeles County Sales Tax additional 1/2 cent. Passed by voters in 2016; tax has no end date. Metro returns 17% of Measure R funds for local city sponsored improvements	Yes	Transit & Transportation projects within the City. Bus service, dial-a-ride services
48	Library Capital Replacement Fund	Original funding from Library Fund transfers	No	Capital improvement projects related to extending the life of Library Building
49	Measure M - Traffic Improvement Fund	Los Angeles County Sales Tax additional 1/2 cent. Passed by voters in 2016; tax has no end date. Metro funds certain capital projects within the City	Yes	Large transportation capital projects
50	Tennis & Swim Center Fund	Tennis and Swim membership fees, tennis lesson fees	Yes	Operating and maintaining the Tennis & Swim Center including paying Top Seed Tennis Academy for their services
60	Management Reserve Fund	General Fund year-end surplus is transferred to this account. \$1.3 million land sale proceeds	No	Operating and maintaining the Tennis & Swim Center including paying Top Seed Tennis Academy for their services
61	Calabasas Park Improvements Fund	Not in use currently		
62	Measure W - Safe Clean Water Fund	Los Angeles County Flood Control District ~ Parcel Tax 2.5 cents per square foot. Passed by voters in 2018; tax has no end date. 40% of revenue generated within the City limits allocated back to city	Yes	Local stormwater and urban runoff and improve water quality

CITY of CALABASAS  
FUND DESCRIPTIONS

Fund Number	Fund Title	Definition of Types of Monies Included	Restricted	Authorized Uses
63	Road Maintenance & Rehabilitation Fund	City's share of the Senate Bill 1 (SB 1) signed into law April 2017. Fuel tax increase began 11-1-2017. Value-based transportation improvement fee began 1-1-2018. Price-based excise tax reset 7-1-2019. Zero emissions vehicle fee began 7-1-2020.	Yes	Can be used for any purpose
64	Quimby Act Fund	Quimby Act fees from developers in lieu of dedicating park land.	Yes	For use of construction of park facilities as a result of increased demand for parks resulting from new development.
65	Oak Tree Mitigation Fund	Fees to provide landscaping and trees in public areas resulting from the increase in demand from additional development.	Yes	To fund projects providing landscaping and trees in public areas.
67	Emergency COVID 19 Fund	Federal / State aid to cities for the COVID 19 declared emergency	Yes	Goods purchased to provide a safer more sanitary environment during the COVID 19 emergency: Plexiglas barriers, masks, alcohol wipes and other cleaning supplies
80	CFD 2018 Fund Commercial	Property Tax Assessments (Mello-Roos) from CFD 2001-1 on Commercial property located near City Hall	Yes	Funds are used for principal and interest payments on the refunding bonds issued in 2018
81	1999 COP Fund Creekside, Civic Center	Not in use currently		
82	CFD 2001-1 Fund The Oaks	Not in use currently		
83	2005 COP Fund Refunding 1999 COP	Not in use currently		
84	CFD 2017 Fund The Oaks	Property Tax Assessments (Mello-Roos) from CFD 1999-1 on residential property located in "The Oaks" development	Yes	Funds are used for principal and interest payments on the refunding bonds issued in 2017
85	2006 COP Fund Civic Center Financing	Not in use currently		
86	Los Virgenes Parking Administration Fund	Parking tickets generated within the JPA five cities: Agoura Hills, Calabasas, Hidden Hills, Malibu & Westlake Village	Yes	Operating costs of parking enforcement
87	2015 COP Fund Civic Center Project	Transfers in from the General Fund and Library Fund	Yes	Funds are used for principal and interest payments on the refunding bonds issued in 2015
88	Calabasas Education Fund	Not in use currently		
89	LVUSD Fund	Not in use currently		

*CITY of CALABASAS*  
**FUND DESCRIPTIONS**

<b>Fund Number</b>	<b>Fund Title</b>	<b>Definition of Types of Monies Included</b>	<b>Restricted</b>	<b>Authorized Uses</b>
90	General Fixed Assets Account Group	Not applicable	No	Self-balancing set of accounts to account for the general fixed assets of a governmental unit. The account group is not a fund. It provides double-entry control in memorandum fashion of fixed assets that are not accounted for specifically in a fund (e.g., proprietary fund).
95	General Long Term Debt Account Group	Not applicable	No	Grouping is used to account for the outstanding principal on all long-term debt except that payable from a special assessment, proprietary, or trust fund. At maturity, the funds are transferred to the debt service fund.

**RESOLUTION NO. 2022-1793**

**A RESOLUTION OF THE CITY COUNCIL OF THE CITY OF CALABASAS, CALIFORNIA, ESTABLISHING THE APPROPRIATIONS LIMIT FOR FISCAL YEAR 2022-2023.**

**WHEREAS**, the voters approved the Gann Spending-Limitation Initiative (Proposition 4) on November 6, 1979, adding Article XIII B to the Constitution of the State of California to establish and define annual appropriation limits on state and local governmental entities; and

**WHEREAS**, SB 1352 provides for the implementation of Article XIII B by defining various terms used in this article and prescribing procedures to be used in implementing specific provisions of the article, including the establishment by resolution each year by the governing body of each local jurisdiction of its appropriations limits; and

**WHEREAS**, the Fiscal Year 2022-2023 appropriations limitation has been calculated in accordance with the State Constitution and applicable sections of the Government Code by adjusting the Fiscal Year 2021-2022 appropriations limit of \$36,034,513 by the percentage change in the County of Los Angeles population of negative -071% and the percentage change of cost-of-living factor based on the per capita personal income of 7.55% as determined by the State of California, Department of Finance.

**NOW, THEREFORE, BE IT RESOLVED**, by the City Council of the City of Calabasas, as follows:


**SECTION 1.** That the Appropriations Limit for the City of Calabasas for Fiscal Year 2022-2023 is \$38,481,256.

**SECTION 2.** That the City Clerk shall certify to the adoption of this resolution and shall cause the same to be processed in the manner required by law.

**PASSED, APPROVED AND ADOPTED** this 22<sup>nd</sup> day of June 2022.

  
Mary Sue Maurer, Mayor

ATTEST:



Maricela Hernandez, City Clerk  
*Master Municipal Clerk*  
*California Professional Municipal Clerk*

APPROVED AS TO FORM:



Matthew T. Summers  
Colantuono, Highsmith & Whatley, PC  
City Attorney

STATE OF CALIFORNIA        )  
COUNTY OF LOS ANGELES    ) §  
CITY OF CALABASAS         )

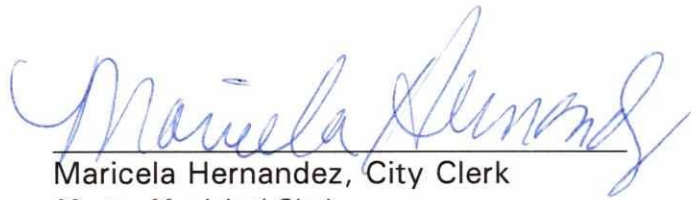
I, **MARICELA HERNANDEZ, MMC, CPMC** City Clerk of the City of Calabasas, California, **DO HEREBY CERTIFY** that the foregoing resolution, being **Resolution No. 2022-1793** was duly adopted by the City Council of the City of Calabasas, at their regular meeting held on June 22, 2022, and that it was adopted by the following vote, to wit:

AYES:        Mayor Maurer, Mayor pro Tem Shapiro, Councilmembers Bozajian, Kraut and Weintraub.

NOES:        None.

ABSTAIN:    None.

ABSENT:     None.



Maricela Hernandez, City Clerk  
*Master Municipal Clerk*  
*California Professional Municipal Clerk*  
City of Calabasas, California



CITY *of* CALABASAS