


Working with the California Public Utilities Commission



**Calabasas City Council
March 24, 2021**



California Public
Utilities Commission

Business and Community Outreach

- 8 Liaisons
- Point of Contact for Local Governments and Community Based Organizations across all California Public Utility Commission's industry areas.
- Christopher Moore, assigned liaison for Los Angeles, Ventura, Santa Barbara, and San Luis Obispo Counties




California Public
Utilities Commission



California Public Utilities Commission (CPUC)

Established: 1911

Headquarters: San Francisco



California Public
Utilities Commission



UTILITY COSTS AND AFFORDABILITY OF THE GRID OF THE FUTURE:

An Evaluation of Electric Costs, Rates, and Equity Issues
Pursuant to P.U. Code Section 913.1

FEBRUARY 2021




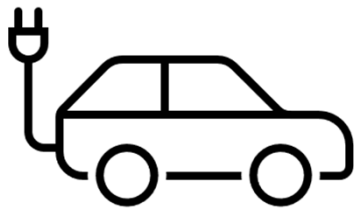
California Public
Utilities Commission


California: High Relative Rates, Lower Relative Bills

| U.S. IOU Ranking – Highest to Lowest (out of approximately 200 IOUs) | | | | |
|---|----------------------------------|------|--|------|
| | Bundled Residential Average Rate | | Bundled Residential Average Monthly Bill | |
| | 2018 | 2019 | 2018 | 2019 |
| PG&E | 15 | 24 | 94 | 70 |
| SCE | 31 | 42 | 136 | 122 |
| SDG&E | 9 | 17 | 108 | 142 |



Potential Cost Drivers





**Table 3: Transportation Electrification Rate Embedded in Bundled Residential Average Rate
(nominal \$/kWh) (2017 – 2020)**

| | Transportation Electrification Rate Embedded in Bundled Residential Average Rate (nominal \$/kWh) | | | | Bundled Residential Average Rate (nominal \$/kWh) | | | |
|------------------|---|---------|---------|---------|---|-------|-------|-------|
| | 2017 | 2018 | 2019 | 2020 | 2017 | 2018 | 2019 | 2020 |
| PG&E | 0.00004 | 0.00027 | 0.00049 | 0.00033 | 0.204 | 0.205 | 0.220 | 0.230 |
| SCE | 0.00010 | 0.00005 | 0.00019 | 0.00025 | 0.177 | 0.181 | 0.183 | 0.209 |
| SDG&E | 0.00017 | 0.00043 | 0.00057 | 0.00139 | 0.249 | 0.276 | 0.263 | 0.271 |






Table 7: Transmission Rate Base

| Utility | 2016 | 2021 | Percentage Change |
|------------------|--------------------------|--------------------------|-------------------|
| SDG&E | \$ 2.896 billion | \$ 4.342 billion | 49.9% |
| SCE | \$ 5.171 billion | \$ 6.428 billion | 24.3% |
| PG&E | \$ 5.846 billion | \$ 8.476 billion | 45.0% |
| Total | \$ 13.914 billion | \$ 19.246 billion | 38.3% |

Table 9: Administrative & General Expenses

| Utility | 2016 | 2021 | Percentage Change |
|------------------|-------------------------|-------------------------|-------------------|
| SDG&E | \$ 79.9 million | \$ 70.0 million | -12.4% |
| SCE | \$ 49.7 million | \$ 81.8 million | 64.5% |
| PG&E | \$ 73.6 million | \$ 111.1 million | 50.9% |
| Total | \$ 203.2 million | \$ 262.8 million | 29.3% |





Table 4: Wildfire Mitigation Plan Costs in Rates (2019 - 2020)

| | 2019 | | 2020 | |
|-------|--------------------|------------------------|--------------------|------------------------|
| | O&M Costs in Rates | Capital Costs in Rates | O&M Costs in Rates | Capital Costs in Rates |
| PG&E | - | \$13.7 million | \$20.3 million | \$15.8 million |
| SCE | \$33.9 million | \$3.0 million | \$173.1 million | \$82.4 million |
| SDG&E | \$25.8 million | - | \$28.3 million | - |






Figure 20: SDG&E Wildfire Prevention Capital Costs Relative to All Other Capital Costs (Non-Wildfire), (\$ million)

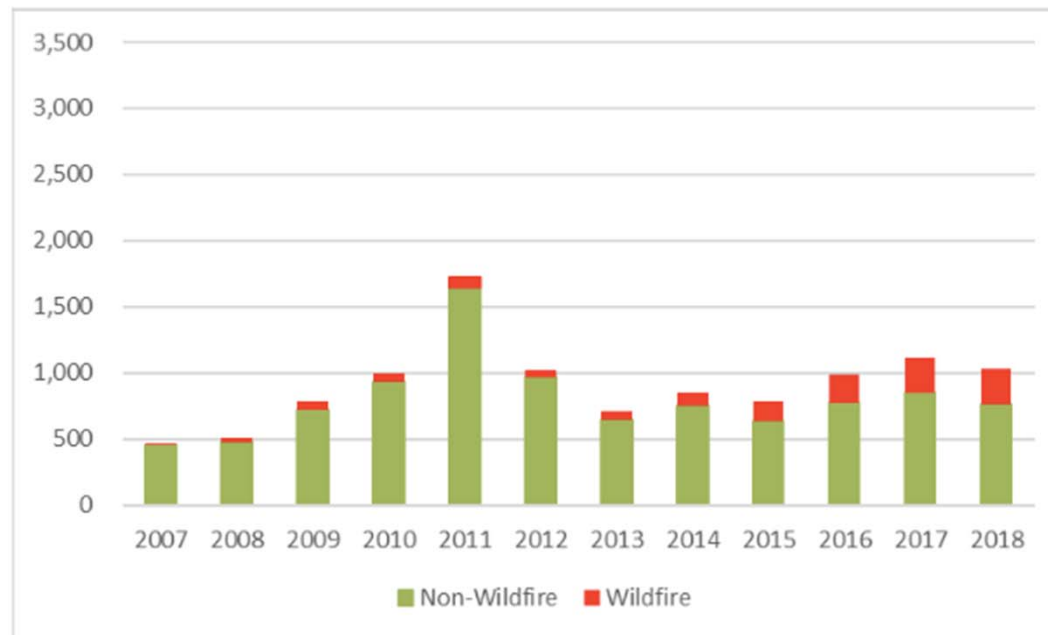
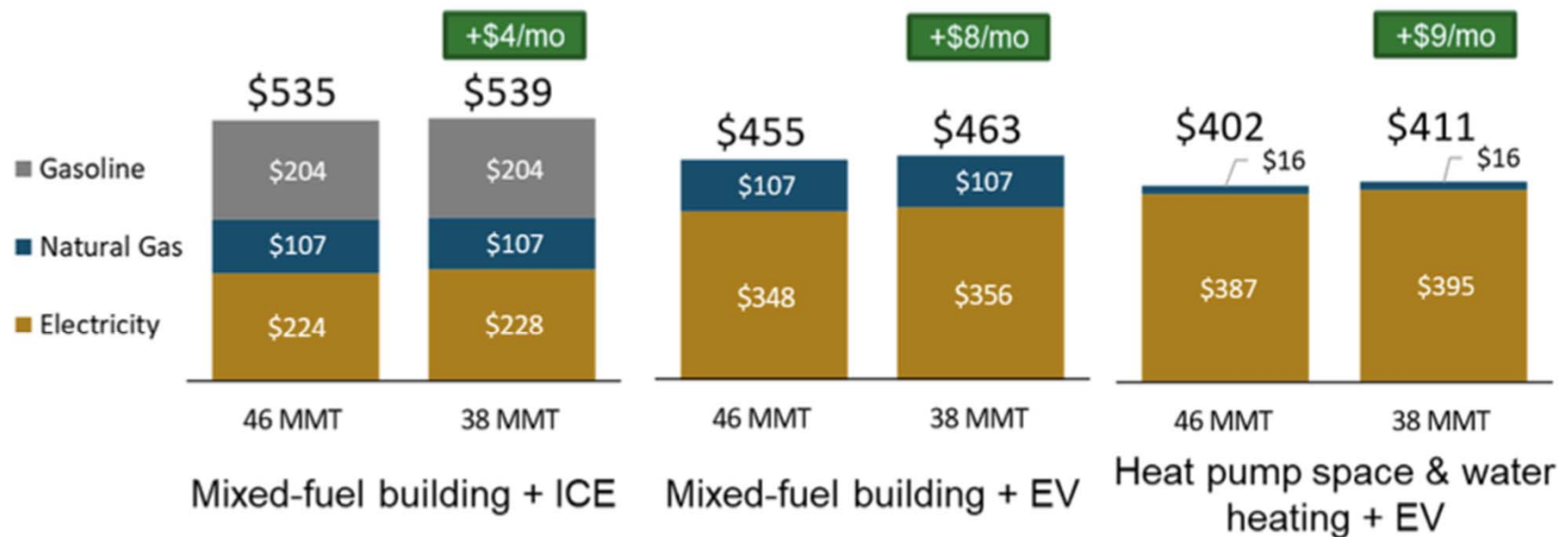


Figure ES-5: Average Monthly Energy Costs from 2020-2030 for Representative Above Average Energy Usage Home in a Hot Climate Zone on SCE/SoCalGas Rates



Figure 38: 2030 Monthly Energy Costs for a Representative Household With Above Average Energy Use in a Hot Climate Zone on PG&E rates, Comparing 46 MMT and 38 MMT Electric Sector Emissions Targets and With Different Levels of Electrification





Ratesetting proceeding






Public Safety

- **Wildfire Mitigation Plans**
- **Public Safety Power Shutoffs (PSPS)**



Thank you!



California Public
Utilities Commission



President Marybel Batjer
Appointed: July 2019
Term Ends: January 2027



Genevieve Shiroma
Appointed: January 2019
Issues: Microgrids, transportation network companies, affordability programs.



Comm. Martha Guzman Aceves
Appointed: December 2016
Issues: Distributed energy, fiscal oversight, broadband access, water affordability.



Darcie Houck
Appointed: February 2021



Comm. Cliff Rechtschaffen
Appointed: January 2017
Issues: Decarbonization, emergency management, transportation electrification.



California Public Utilities Commission