




## Understanding Your Bill

Utility bills can be confusing, but Clean Power Alliance strives to keep it simple. Southern California Edison (SCE) sends your monthly bill, which includes your SCE charges for electricity delivery followed by your Clean Power Alliance charges for electricity supply/generation.

**Note that Clean Power Alliance is NOT an added fee; it simply replaces the SCE supply/generation charges on your bill.**

# Components of Your Electricity Bill



An EDISON INTERNATIONAL Company

For billing and service inquiries  
1-800-974-2356  
www.sce.com

**Your electricity bill**

/ Page 1 of 6

---

**1 Customer Account**  
2-01-851-0000

1234 MAIN STREET  
LOS ANGELES, CA 90209-9400

Date bill prepared  
06/28/18

**Amount due \$175.48**  
**Due by 07/17/18**

---

**Your account summary**

Previous Balance	\$61.57
Payment Received 06/08/18	-\$61.57
Balance forward	\$0.00
Your new charges	\$175.48
<b>Total amount you owe by 07/17/18</b>	<b>\$175.48</b>

---

**2 Summary of your billing detail**

Service account	Service address	Billing period	Your rate	New charges
3-000-0000-71	1234 Main St Los Angeles, CA	05/25/18 to 06/26/18	DOMESTIC (SCE)	\$121.93
3-048-0000-82	1234 Main St Los Angeles, CA	05/25/18 to 06/26/18	DOMESTIC	\$53.55
				<b>\$175.48</b>


**3 Your past and current electricity usage**

For meters from 06/25/18 to 06/26/18. Your next billing cycle will end on or about 07/26/18.

**Total electricity you used this month in kWh** **850**

**Your daily average electricity usage (kWh)**

2 Years ago: 16.05    Last year: 21.31    This year: 26.56




---

**4 Details of your new charges**

Your rate: DOMESTIC (SCE)  
Billing period: 05/25/18 to 06/01/18 (7 days Winter Season)  
06/01/18 to 06/26/18 (25 days Summer Season)

<b>5 Delivery charges - Cost to deliver your electricity</b>			
Basic charge	32 days x \$0.03100	\$0.99	<p><b>Your Delivery charges include:</b></p> <ul style="list-style-type: none"> <li>• \$13.30 transmission charges</li> <li>• \$73.18 distribution charges</li> <li>• \$0.05 nuclear decommissioning charges</li> <li>• -\$3.73 conservation incentive adjustment</li> <li>• \$70.98 public purpose programs charge</li> <li>• \$4.86 new system generation charge</li> </ul> <p><b>Your overall energy charges include:</b></p> <ul style="list-style-type: none"> <li>• \$1.10 franchise fees</li> </ul> <p style="text-align: right;">(Continued on next page)</p>
Energy-Winter		\$8.33	
Tier 1 (100% of baseline)	76 kWh x \$0.08326	\$6.27	
Tier 2 (101% to 400%)	56 kWh x \$0.15485	\$8.67	
Energy-Summer		\$33.52	
Tier 1 (100% of baseline)	400 kWh x \$0.08380	\$33.52	
Tier 2 (101% to 400%)	318 kWh x \$0.15570	\$49.51	
<b>6 CCA cost responsibility surcharge</b>			
PCIA	850 kWh x \$0.01994	\$16.95	
DWR Bond Charge	850 kWh x \$0.00549	\$4.66	
CTC	850 kWh x \$0.00075	\$0.64	
<b>Other charges or credits</b>			
Generation Municipal Surcharge		\$0.66	
<b>Subtotal of your new charges</b>		<b>\$121.93</b>	
<b>Your new charges</b>		<b>\$121.93</b>	

- 1 Customer Account**  
Your SCE-assigned customer account number identifies your account. Please have your customer account number on hand if you would like to make changes to your Clean Power Alliance service.
- 2 Summary of your billing detail**  
The first line in this section lists your total delivery charges from SCE. The second line lists your total generation charges from CPA. SCE assigns a separate service account number to track your CPA charges but these are NOT added fees – they simply replace supply/generation charges you previously received from SCE.
- 3 Electricity Usage**  
The amount of energy you used in the billing period, measured in kilowatt-hours (kWh). Your energy usage may change significantly from month to month and year to year depending on weather, appliance use, and other factors. Increased usage is often the reason for larger bills. If you get a larger than normal bill, you can check your usage here, and also check usage tiers, #7 below.
- 4 Your rate (SCE)**  
In this section, “Your rate” refers to the SCE rate schedule that determines how you are charged for the delivery of electricity. The most common residential rate schedule is DOMESTIC.
- 5 Delivery charges (SCE)**  
SCE’s charges for the delivery of electricity. They include the cost of moving energy from the grid to your home or business and maintaining the electric lines, are paid by all electricity customers, and are exactly the same even if you get your supply/generation from CPA. Prices may vary by season (Winter and Summer). Around June and October, your bill may reflect usage and charges for both the end of one season and the beginning of the next.

6

### CCA (Community Choice Aggregation) cost responsibility surcharge

These charges are paid by all electricity customers but they are itemized differently on your bill as a CPA customer. The DWR Bond Charge<sup>1</sup> and CTC (Competition Transition Charge)<sup>2</sup> are legacy charges related to the cost of deregulation of the California electricity system in the late 1990s and early 2000s. The PCIA, or Power Charge Indifference Adjustment<sup>3</sup>, reimburses SCE for above-market energy contracts SCE entered into in the past to serve its customers, including those now served by CPA. *SCE receives these funds.* CPA discounts its generation rates to account for the PCIA to keep our customers' total bills competitive with SCE. Learn more about CPA rate options at [cleanpoweralliance.org/residential-rates](http://cleanpoweralliance.org/residential-rates).

7

### Usage Tiers

For residential customers who are not on Time of Use (TOU) rates, this section indicates how much energy you used during the billing period at each rate tier for your SCE delivery charges. The tier levels are set by state law. Usage under Tier 2 and High Usage are charged at higher prices, which is another reason that high usage can result in an unusually high bill. CPA keeps things simple with with flat generation rates that do not vary by usage tier.

8

### Your rate (CPA)

In this section, "Your rate" is the CPA rate schedule that determines how you are charged for electricity supply/generation. If you are on a Time of Use (TOU) rate, the seasons and TOU periods for your CPA generation charges and your SCE delivery charges are identical.

9

### Generation charges (CPA)

CPA's charge for the generation of electricity. **This is NOT an additional charge.** It replaces the generation charges that SCE would be collecting if it were your supply/generation provider. This section notes the CPA rate option currently selected for your account: [Lean Power](#) (36% renewable), [Clean Power](#) (50% renewable), or [100% Green Power](#) (100% renewable).

10

### Energy surcharge

This surcharge is collected from all electricity customers statewide to fund clean energy programs and projects including the activities of the [California Energy Commission](#).

**Additional information:**


- Service voltage: 240 volts
- Your winter baseline allowance: 76.0 kWh
- Your summer baseline allowance: 400.0 kWh
- High Usage Charge applies to all usage above 400% of baseline allowance.
- Generation Municipal Surcharge (GMS) factor: 0.009095
- 2014 Vintage CRS

**7**

Your Total Usage: <b>850 kWh</b>	Tier 1	Tier 2	High Usage Charge
<i>Understanding Your Bill...</i> Your usage for the billing period falls into <b>Tier 2</b> . For most customers, the price you pay increases as you use more energy. The average cost per kilowatt (kWh) in the chart to the right is based on averages. Actual prices may vary.	476 kWh	374 kWh	0 kWh
	\$0.08/kWh	\$0.16/kWh	\$0.25/kWh
<b>Your Total Usage</b> 850 kWh			
High Usage Charge - Learn more at <a href="http://sce.com/highuse">sce.com/highuse</a>			

**Things you should know**

**SUMMER/WINTER BASELINE CHARGES...**  
This billing cycle falls between the summer baseline season (which runs from June 1st through September 30th) and the winter baseline season (which runs from October 1st through May 31st). Therefore, you will see two sets of Baseline Charges in the Details section of your bill, reflecting your usage during both the winter and summer baseline seasons. Please note that you were not charged twice for your usage. For more information about baseline seasons, please visit [www.sce.com/baseline](http://www.sce.com/baseline).



SOUTHERN CALIFORNIA  
**EDISON**  
An EDISON INTERNATIONAL® Company

/ Page 5 of 6

Service account 3-048-0000-82  
Service address 123 Main St  
Los Angeles, CA 90209  
Rotating outage Group N001

**SUPPLY/GENERATION**  
**CLEAN POWER ALLIANCE**  
supplies your electricity

**Details of your new charges**

**8** CLEAN POWER ALLIANCE  
Your rate: DOMESTIC  
Service Account: 3-048-0000-82  
Billing period: 05/25/18 to 06/26/18 (32 days)

**9** Generation (Supply) Charges 50%  
RENEWABLE GENERATION 850.04 KWH @ 0.0627 \$53.30  
ENERGY SURCHARGE \$0.25

**10** Sub-Total of CPA Generation (Supply) Charges \$53.55  
Your New Charges \$53.55

**Things you should know**

**Clean Power Alliance Information**  
FOR MORE DETAIL ON YOUR CLEAN POWER ALLIANCE ENERGY BILL, CALL US AT 888-585-3788.



## Clean renewable energy at competitive rates

Clean Power Alliance is Southern California's locally operated community choice aggregation (CCA) electricity provider, offering clean renewable energy at competitive rates to three million residents and businesses across our 32 member cities and counties.



**Have questions?** Visit [cleanpoweralliance.org](https://cleanpoweralliance.org) or contact us at [customerservice@cleanpoweralliance.org](mailto:customerservice@cleanpoweralliance.org) or 888-585-3788.

### Notes

1. The DWR (Department of Water Resources) Bond Charge is a legacy charge to pay off bonds that were issued to rescue the California electricity system from the 2000-2001 energy crisis. It was set to expire in 2021 but was extended for another 15 years to establish a wildfire liability fund that Investor Owned Utilities like Southern California Edison (SCE) can draw upon in the event of a catastrophic event. This charge has been part of SCE customer bills since before Clean Power Alliance. The charges go to the State of California for potential disbursement to the Investor Owned Utilities if necessary.

2. The CTC (Competition Transition Charge) is a legacy charge related to electricity sector deregulation in the late 1990s. This charge provides an accelerated recovery of Investor Owned Utility investments made prior to deregulation. This charge has been part of SCE customer bills since before Clean Power Alliance. These charges go to SCE.

3. Although it is sometimes referred to as an "exit fee," the PCIA (Power Charge Indifference Adjustment) collects funds to cover above-market energy contract costs that are paid for by all electricity customers, not just those who switched to a Community Choice Aggregator like CPA. These above-market costs are embedded in SCE's generation rates for bundled SCE customers; starting next year these costs will be itemized for all customers, regardless of who is your energy supplier. These charges go to SCE.